

# JOINT BUDGET COMMITTEE

FY 2021-22



BUDGET  
PACKAGE  
&  
LONG  
BILL  
NARRATIVE

# JOINT BUDGET COMMITTEE STAFF

A NONPARTISAN SERVICE AGENCY OF THE  
COLORADO GENERAL ASSEMBLY

## JBC STAFF: 2021 LEGISLATIVE SESSION

### OFFICE ADMINISTRATION

Carolyn Kampman, Staff Director

Jessi Neuberg, Administrator IV

Diva Mardones, Administrative Assistant III

### CHIEF LEGISLATIVE BUDGET AND POLICY ANALYSTS

Amanda Bickel

Craig Harper

Eric Kurtz

### PRINCIPAL LEGISLATIVE BUDGET AND POLICY ANALYSTS

Christina Beisel

Tom Dermody

Alfredo Kemm

Robin Smart

Scott Thompson

### LEGISLATIVE BUDGET AND POLICY ANALYSTS

Justin Brakke

Mitch Burmeister

Andrew Forbes

Emily Hansen

Andrea Uhl

Legislative Services Building  
200 East 14th Avenue, 3rd Floor  
Denver, CO 80203  
JBC Main: 303-866-2061  
<http://leg.colorado.gov/content/budget>



THE LONG BILL NARRATIVE SUMMARIZES THE LONG BILL PACKAGE  
**AS INTRODUCED**  
 AND DOES NOT REFLECT FINAL ACTION

**TABLE OF CONTENTS**

**SECTION 1- BUDGET PACKAGE OVERVIEW**

Budget Package Overview .....	1
Budget Balancing Summary Tables .....	6
Budget Package: Appropriation Summary by Department and Bill.....	7

**SECTION 2 - LONG BILL NARRATIVE – S.B. 21-205**

<b>DEPARTMENT SUMMARIES:</b>	<b>LONG BILL PAGE</b>	<b>NARRATIVE PAGE</b>
Long Bill Narrative – S.B. 21-205 (Summary) .....	n/a .....	12
Agriculture.....	9 .....	13
Corrections.....	22 .....	19
Education .....	50 .....	26
Governor.....	86 .....	35
Health Care Policy and Financing .....	103 .....	41
Higher Education.....	134 .....	52
Human Services.....	167 .....	68
Judicial.....	242 .....	81
Labor and Employment.....	269 .....	91
Law .....	286 .....	97
Legislative.....	299 .....	103
Local Affairs.....	301 .....	105
Military and Veterans Affairs .....	324 .....	110
Natural Resources .....	332 .....	115
Personnel.....	357 .....	122
Public Health and Environment.....	380 .....	129
Public Safety.....	437 .....	143
Regulatory Agencies.....	470 .....	150
Revenue .....	486 .....	157
State.....	508 .....	164
Transportation.....	515 .....	169
Treasury .....	520 .....	176
Capital Construction.....	529 .....	181

SECTION 3 -SUMMARY OF COMPANION BILLS TO THE LONG BILL

List of Companion Bills .....188  
Long Bill Package Bills and Bills Included for Balancing .....193

SECTION 4 - APPENDICES

Appendix A - Summary of Long Bill Sections .....225  
Appendix B - General Policies .....226  
Appendix C - Highway Users Tax Fund Appropriation Comparison .....231  
Appendix D - General Fund Appropriations Exempt from Certain Restrictions .....232

# OVERVIEW OF THIS PUBLICATION

Joint Budget Committee (JBC) staff prepare this publication for the purpose of describing the JBC's budget proposal for the next State fiscal year that begins July 1. The JBC's budget proposal is the culmination of five months of analyses, consultation, and deliberation.

The budget proposal includes the following:

- The annual general appropriation bill, which is referred to as the "Long Bill" and includes most appropriations for the expenses of the executive, legislative, and judicial departments based on current law;
- Several JBC-sponsored bills that make statutory changes related to the budget proposal and are introduced as part of a package of bills with the Long Bill; and
- Assumptions concerning the budget impacts of other legislation that has been or will be considered by the General Assembly.

This publication is organized into four sections:

## **Section 1:**

- Describes the JBC budget deliberation process;
- Provides a high level overview of the JBC budget proposal that focuses on general tax revenues; and
- Includes several detailed tables that allow the reader to identify components of the budget that affect appropriations for specific departments.

**Section 2** focuses on the portion of the budget proposal that is reflected in the Long Bill, with a subsection for each department that describes the proposed incremental changes from the State fiscal year that begins July 1, 2020 (FY 2020-21) to FY 2021-22.

**Section 3** focuses on the components of the budget proposal that is not in the Long Bill, including:

- A summary of each of the 23 budget package bills;
- A summary of assumptions that are included in the budget proposal related to other bills that have been or will be considered by the General Assembly.

**Section 4** includes appendices that provide reference material related to the following topics:

- The organization of the Long Bill by section;
- Descriptions of general policies that have been applied to calculate certain types of appropriations;
- A summary of appropriations from the Highway Users Tax Fund to the Colorado State Patrol; and
- A summary of appropriations from the General Fund that are categorized as exempt from certain statutory or constitutional provisions.

# **Section 1**

## **Budget Package Overview**

# BUDGET PACKAGE OVERVIEW

## JOINT BUDGET COMMITTEE DELIBERATION PROCESS

### SUBMISSION OF ANNUAL BUDGET REQUESTS

On November 2, 2020, the Governor submitted his FY 2021-22 budget request. The Governor's annual request is a comprehensive plan that is comprised of several elements:

- Amounts requested by Executive Branch agencies for ongoing operations, to be appropriated through the annual general appropriation act (the "Long Bill");
- Amounts the Governor is requesting to fund State facilities and infrastructure;
- Amounts that will be distributed or transferred pursuant to existing constitutional or statutory requirements; and
- Place holders for amounts that the Governor is proposing be appropriated or transferred through separate legislation.

The Governor's budget request was based on the September 2020 revenue forecast prepared by the Office of State Planning and Budgeting (OSPB).

Each of the eight Judicial Branch agencies, the Attorney General, the Secretary of State, and the State Treasurer submitted their own budget requests for the ongoing operations of their respective agencies.

### JBC STAFF BRIEFINGS AND AGENCY BUDGET HEARINGS

The Joint Budget Committee (JBC) began meeting on November 11, 2020, to review the FY 2021-22 budget requests. For two months the Committee heard presentations from JBC Staff detailing the budget requests, and met with each Executive and Judicial agency to discuss their budget and policy priorities.

### MEETINGS WITH COMMITTEES OF REFERENCE

In a typical legislative session the JBC meets with each joint committee of reference to discuss the budget requests submitted by those agencies for which each committee has oversight. Due to the temporary adjournment of the General Assembly from January 15 through February 15, 2021, and the associated public health concerns, the JBC did not schedule formal meetings with committees of reference this session. However, a larger than average number of legislators participated in JBC proceedings (mostly remotely) from November 2020 through mid-February 2021. The JBC also sent a letter on January 26, 2021, encouraging all legislators to provide additional input to inform the JBC's decisions concerning specific budget requests, prioritization of requests, or funding needs not identified in the Governor's FY 2021-22 request.

### SUPPLEMENTAL APPROPRIATION BILLS

On January 4 and 15, 2021, the Governor, Judicial agencies, and independent elected officials submitted additional requests for mid-year appropriation changes ("supplemental requests") and amendments to the FY 2021-22 budget request. In late January, the JBC considered the supplemental requests, and when the General Assembly reconvened, the JBC introduced 15 supplemental bills to make approved appropriation adjustments. These bills were signed by the Governor in early March.

### PUBLIC TESTIMONY AND CRAFTING THE FY 2021-22 BUDGET PROPOSAL

On January 27, 2021, the JBC met to hear public testimony concerning the FY 2021-22 State budget. From January 28 through March 18, the Committee reviewed every agency's budget request and voted on appropriations to include in the FY 2021-22 Long Bill. The Committee also established common policies related to State employee salaries and benefits and rates paid to community-based service providers. When the JBC approved a motion that requires a



statutory change (e.g., to transfer money from one fund to another), the Office of Legislative Legal Services prepared the associated bill draft. Only those bill drafts that are unanimously approved by the JBC will be introduced as JBC-sponsored bills.

Finally, on March 19, 2021, the Legislative Council Staff (LCS) and OSPB presented their quarterly economic and revenue forecasts. The JBC continued to meet through March 26 to consider additional actions to finalize their balanced budget proposal for the General Assembly. This publication summarizes that proposal.

## OVERVIEW OF JBC BUDGET PACKAGE

### REVENUE FORECASTS AND GENERAL FUND RESERVE

The JBC voted to use the LCS March 2021 revenue forecast as the basis for its FY 2021-22 Budget Package. Compared to the OSPB March 2021 forecast, the LCS forecast anticipates \$239.8 million less General Fund revenue to be collected in fiscal years 2020-21 and 2021-22. Thus, the JBC chose the lower of the two General Fund revenue forecasts.

However, both forecasts project significantly higher General Fund revenues compared to the May 2020 forecasts that were used to craft the initial FY 2020-21 budget. The following table details the changes in the LCS and OSPB projections of General Fund revenues from September 2019 to March 2021.

CHANGE IN PROJECTIONS OF GROSS GENERAL FUND REVENUES FROM SEPTEMBER 2019 TO MARCH 2021 (\$ MILLIONS)						
	FY 2019-20		FY 2020-21		CUMULATIVE TOTAL	
	LCS	OSPB	LCS	OSPB	LCS	OSPB
September 2019	\$12,953.5	\$13,096.4	\$13,309.0	\$13,617.0	\$26,262.5	\$26,713.4
December 2019	12,942.7	13,009.4	13,475.1	13,528.0	26,417.8	26,537.4
March 2020	12,546.6	12,713.2	12,725.1	13,136.0	25,271.7	25,849.2
May 2020	11,653.8	11,630.1	10,306.6	10,755.0	21,960.4	22,385.1
<b>Decrease: September 2019 to May 2020</b>	<b>(\$1,299.7)</b>	<b>(\$1,466.3)</b>	<b>(\$3,002.4)</b>	<b>(\$2,862.0)</b>	<b>(\$4,302.1)</b>	<b>(\$4,328.3)</b>
<b>Percent Change</b>	<b>-10.0%</b>	<b>-11.2%</b>	<b>-22.6%</b>	<b>-21.0%</b>	<b>-16.4%</b>	<b>-16.2%</b>
June 2020	\$11,974.8	\$11,947.0	\$10,832.8	\$10,687.5	\$22,807.6	\$22,634.5
September 2020	12,868.5	12,868.5	11,374.8	12,262.4	24,243.3	25,130.9
December 2020	12,868.5	12,868.5	12,150.6	12,484.0	25,019.1	25,352.5
March 2021	12,868.5	12,868.5	12,721.5	12,909.0	25,590.0	25,777.5
<b>Increase: May 2020 to March 2021</b>	<b>\$1,214.7</b>	<b>\$1,238.4</b>	<b>\$2,414.9</b>	<b>\$2,154.0</b>	<b>\$3,629.6</b>	<b>\$3,392.4</b>
<b>Percent Change</b>	<b>10.4%</b>	<b>10.6%</b>	<b>23.4%</b>	<b>20.0%</b>	<b>16.5%</b>	<b>15.2%</b>
<b>Net Change: September 2019 to March 2021</b>	<b>(\$85.0)</b>	<b>(\$227.9)</b>	<b>(\$587.5)</b>	<b>(\$708.0)</b>	<b>(\$672.5)</b>	<b>(\$935.9)</b>

"LCS" refers to the Colorado Legislative Council Staff's *Economic and Revenue Forecast*.

"OSPB" refers to the Governor's Office of State Planning and Budgeting's *Colorado Economic and Fiscal Outlook*.

- From September 2019 to May 2020, the General Fund revenue projections from LCS and OSPB for two fiscal years combined (2019-20 and 2020-21) decreased by \$4.3 billion (about 16 percent). The General Assembly responded to this projected decrease by taking a number of actions to reduce and delay expenditures and enhance available revenues.
- From May 2020 to March 2021, the General Fund revenue projections from both LCS and OSPB for the same two fiscal years increased by about 16 percent (\$3,629.6 million for LCS and \$3,392.4 for OSPB).

- Over the entire 18 month period from September 2019 to March 2021, General Fund revenue projections decreased by about three percent (\$672.5 million under the LCS forecasts and \$935.9 million under the OSPB forecasts).
- Based on the more recent General Fund revenue projections, the JBC's budget proposal includes restoration or reversal of many of the budget balancing actions that were taken last session. The JBC proposal also includes enhanced reserves to improve the State's financial position and provide a more appropriate buffer against revenue uncertainty and volatility. *Summaries of the two reserve-related bills, S.B. 21-226 and S.B. 21-227, are included in Section 3 of this document.*

#### APPROPRIATION AND TRANSFER ADJUSTMENTS FOR FY 2020-21

General Fund appropriations for FY 2020-21 currently total **\$10,789.4 million**. The Budget Package includes several adjustments that result in increased General Fund obligations in FY 2020-21:

- Sections 6 through 16 of the 2021 Long Bill (S.B. 21-205) reduce FY 2020-21 appropriations by a total of **\$63.7 million**. The most significant decreases occur in the Department of Health Care Policy and Financing (HCPF), primarily related to more recent projections of Medicaid enrollment and expenditures and the extension of an enhanced federal match rate. Of the mid-year savings for HCPF, **\$53.7 million** must be set aside for payments to home and community-based services providers, which will be implemented through separate legislation. *Section 2 of this document details the appropriation adjustments for each department.*
- The Budget Package includes place holders totaling \$902.1 million related to transfers out of the General Fund. This includes **\$800.0 million** for the forthcoming legislative stimulus package, **\$101.0 million** for the State Emergency Reserve (S.B. 21-227), and **\$1.1 million** for changes to the Medicaid dental benefit for adults (S.B. 21-211). *Summaries of S.B. 21-211 and S.B. 21-227 are included in Section 3 of this document.*

#### INCREASES IN GENERAL FUND AVAILABLE FOR FY 2021-22

- The Budget Package includes three bills that make transfers or other statutory changes that increase the amount of money available in the General Fund. These bills increase the amount available by a total of **\$5.2 million**. *The revenue impacts of S.B. 21-209, S.B. 21-211, and S.B. 21-213 are detailed in a table in Section 3 of this document, and a summary of each bill is included in Section 3 of this document.*

#### APPROPRIATION AND TRANSFER ADJUSTMENTS FOR FY 2021-22

Compared to the appropriations for FY 2020-21 after the mid-year adjustments, the *FY 2021-22 Long Bill* increases operating appropriations to **\$11,925.3 million**, an increase of \$1,199.5 million (11.2 percent). This budget reflects increases in General Fund appropriations for most departments. *Section 2 of this document details the Long Bill appropriation adjustments for each department.*

- The most significant *increases* affect three departments, and these increases are primarily due to the restoration of General Fund appropriations that were reduced or eliminated on a one-time basis for purposes of balancing the budget last year:
  - Department of Higher Education: \$610.1 million (99.6 percent);
  - Department of Health Care Policy and Financing: \$602.3 million (21.3 percent); and
  - Treasury Department: \$163.9 million (91.0 percent).

- The FY 2021-22 Long Bill also reflects *decreases* in General Fund appropriations for a few departments. The most significant decreases affect three departments:
  - Department of Education: -\$223.9 million (-5.6 percent);
  - Department of Local Affairs: -\$35.1 million (-44.6 percent); and
  - Offices of the Governor: -\$31.7 million (-35.5 percent).

These reductions are primarily due to: the elimination of one-time funding that was provided recently for FY 2020-21; the availability of cash fund sources to support a greater portion of the State’s share of school districts’ operational funding; and the fact that a statutory change is needed to reduce the K-12 budget stabilization factor for FY 2021-22, so the associated funding cannot be included in the Long Bill.

- The Budget Package includes a total of \$1,130.2 million General Fund for appropriations that will be included in separate legislation. Of this amount, **\$502.5 million** is included in JBC-sponsored bills, primarily including \$380.0 million for S.B. 21-228 (Direct distribution cash fund). The remaining **\$627.7 million** is set aside for other bills, primarily including \$480.3 million to reduce the K-12 budget stabilization factor, \$53.0 million for S.B. 21-196 (Legislative appropriation bill), and \$50.0 million for other legislation. *The appropriation impacts of these bills are detailed in the tables that follow this Overview. A summary of each Budget Package bill is included in Section 3 of this document (see S.B. 21-213, S.B. 21-214, S.B. 21-215, S.B. 21-217, S.B. 21-222, and S.B. 21-228). Section 3 also includes a description of the amounts that have been set aside for other bills.*
- Senate Bill 21-224 (Capital-related transfers of money) transfers a total of **\$327.1 million** from the General Fund for capital construction and information technology projects that are included in the 2021 Long Bill and for future controlled maintenance projects. *A summary of this bill is included in Section 3 of this document.*
- The Budget Package includes **\$243.3 million** for other bills that transfer money out of the General Fund. This primarily includes a \$124.0 million transfer for transportation (for a bill not yet introduced), a \$100.0 million transfer to the State Education Fund (S.B. 21-208), and a \$10.0 million transfer to repay two cash funds (S.B. 21-225). *A summary of each Budget Package bill is included in Section 3 of this document. Section 3 also includes a description of the amounts that have been set aside for other bills.*

## GENERAL FUND OVERVIEW

The table on the following page details:

- Available General Fund revenue [rows 1 through 5];
- General Fund obligations [rows 6 through 24]; and
- The fiscal year-end General Fund reserve [rows 25 through 31].

The table covers the most recently completed fiscal year (2019-20), the current fiscal year (2020-21), and the upcoming fiscal year (2021-22). The bolded figures that appear in the above description of the JBC’s Budget Proposal are highlighted in the table.

**General Fund Overview**  
**Joint Budget Committee 2021 Budget Package**  
**Based on Legislative Council Staff March 2021 Revenue Forecast**  
**(\$ millions)**

	FY 2019-20	FY 2020-21	FY 2021-22	
<b>General Fund Available</b>				
1	Beginning Reserve	\$1,262.6	\$1,825.7	\$2,208.7
2	Gross General Fund Revenue	12,868.5	12,721.5	13,804.6
3	Transfers In (existing law)	248.0	333.1	13.8
4	Place holder for Budget Package bills (SBs 21-209, 211, and 213)	n/a	n/a	5.2
5	<b>Total General Fund Available</b>	<b>\$14,379.1</b>	<b>\$14,880.3</b>	<b>\$16,032.3</b>
<b>General Fund Obligations</b>				
Appropriations:				
6	Appropriations including 2020 Special Session, SB 21-041 through 055, SB 21-109; HB 21-1002, and the 2021 Long Bill (SB 21-205)	\$12,051.7	\$10,789.4	\$11,925.3
7	Statutory appropriations for sentencing changes	Included above	Included above	0.6
	Projected operating budget changes for FY 2022-23	n/a	n/a	n/a
8	LESS: Rebates and expenditures in appropriations	<u>(183.2)</u>	<u>(202.6)</u>	<u>(215.9)</u>
9	Adjusted Appropriations	11,868.5	10,586.8	11,710.0
Mid-year Appropriation Changes				
10	Mid-year adjustments included in 2021 Long Bill (SB 21-205)	n/a	(63.7)	n/a
11	Place holders for JBC-sponsored bills (SB 21-213, SB 21-214, SB 21-215, SB 21-217, SB 21-222, and SB 21-228)	n/a	53.7	502.5
12	Place holders for other 2021 legislation	n/a	n/a	627.7
13	Rebates and Expenditures	145.7	292.2	302.0
TABOR Refund Obligation [Article X, Section 20 (7)(d)]:				
14	Current year revenue above Referendum C Cap	0.0	0.0	0.0
Transfers Out and Other Diversions:				
15	Transportation (existing law, including SB 21-110)	300.0	30.0	0.0
16	Capital/IT projects (existing law, including SB 21-112)	213.6	44.0	20.0
17	Capital-related transfers in Budget Package (SB 21-224)	n/a	n/a	327.1
18	Other Transfers and Diversions (existing law, including SB 20B-002, SB 20B-003, SB 20B-004, SB 21-054, and SB 21-113)	251.2	677.6	561.9
19	Governor's transfer to the Disaster Emergency Fund for direct stimulus payments to individuals [Executive Order D 2020 230]	n/a	148.9	n/a
20	Place holder for Budget Package bills that affect transfers out (including SB 21-208, SB 21-211, and SB 21-225)	n/a	1.1	243.3
21	Place holder for legislative stimulus package transfers	n/a	800.0	0.0
22	Place holder for transfer for State Emergency Reserve (SB 21-227)	n/a	101.0	n/a
23	Reversions and accounting adjustments	(225.5)	n/a	n/a
24	<b>Total General Fund Obligations</b>	<b>\$12,553.4</b>	<b>\$12,671.6</b>	<b>\$14,294.5</b>
<b>Reserve</b>				
25	<b>Fiscal Year-end General Fund Reserve</b>	<b>\$1,825.7</b>	<b>\$2,208.7</b>	<b>\$1,737.8</b>
Statutory Reserve Requirement:				
26	Statutorily Required Reserve Percent	3.07%	2.86%	2.86%
27	Required Reserve Amount	\$364.4	\$302.5	\$367.2
28	Year-end Reserve Above/(Below) Requirement	\$1,461.4	\$1,906.2	\$1,370.6
29	Increase Required Reserve (SB 21-226)	n/a	n/a	13.53%
30	Adjusted Reserve	n/a	n/a	\$1,737.8
31	Year-end Reserve Above/(Below) Adjusted Requirement	\$1,461.4	\$1,906.2	\$0.0

# JOINT BUDGET COMMITTEE FY 2021-22 BUDGET PACKAGE BALANCING

## BUDGET PACKAGE: APPROPRIATION SUMMARY TABLE

	TOTAL FUNDS	GENERAL FUND	CASH FUNDS	REAPPROP. FUNDS	FEDERAL FUNDS	FTE
<b>FY 2019-20 Appropriation</b>	<b>\$27,188,993,955</b>	<b>\$9,956,054,025</b>	<b>\$7,551,087,061</b>	<b>\$1,553,680,818</b>	<b>\$8,128,172,051</b>	<b>56,669.5</b>
S.B. 21-205 - Long Bill Supplemental	0	0	0	0	0	0.0
<b>FY 2019-20 Adjusted Appropriation</b>	<b>\$27,188,993,955</b>	<b>\$9,956,054,025</b>	<b>\$7,551,087,061</b>	<b>\$1,553,680,818</b>	<b>\$8,128,172,051</b>	<b>56,669.5</b>
<b>FY 2020-21 Appropriation</b>	<b>\$32,407,404,857</b>	<b>\$10,789,433,730</b>	<b>\$9,613,194,463</b>	<b>\$1,566,147,191</b>	<b>\$10,438,629,473</b>	<b>61,760.6</b>
S.B. 21-205 - Long Bill Supplemental	(277,820,116)	(63,720,655)	(256,020,613)	(199,118)	42,120,270	0.0
Other Legislation for Balancing	53,671,936	53,671,936	0	0	0	0.0
<b>FY 2020-21 Adjusted Appropriation</b>	<b>\$32,183,256,677</b>	<b>\$10,779,385,011</b>	<b>\$9,357,173,850</b>	<b>\$1,565,948,073</b>	<b>\$10,480,749,743</b>	<b>61,760.6</b>
<b>S.B. 21-205 - Long Bill Total</b>	<b>\$34,609,977,311</b>	<b>\$11,925,164,797</b>	<b>\$9,538,221,623</b>	<b>\$2,185,434,154</b>	<b>\$10,961,156,737</b>	<b>61,230.3</b>
Other Legislation for Balancing	1,307,373,567	1,130,905,970	169,443,209	(19,281,131)	26,305,519	436.8
<b>Proposed FY 2021-22 Appropriation</b>	<b>\$35,917,350,878</b>	<b>\$13,056,070,767</b>	<b>\$9,707,664,832</b>	<b>\$2,166,153,023</b>	<b>\$10,987,462,256</b>	<b>61,667.1</b>
<i>\$ Change from prior year</i>	<i>\$3,734,094,201</i>	<i>\$2,276,685,756</i>	<i>\$350,490,982</i>	<i>\$600,204,950</i>	<i>\$506,712,513</i>	<i>(93.5)</i>
<i>% Change from prior year</i>	<i>11.6%</i>	<i>21.1%</i>	<i>3.7%</i>	<i>38.3%</i>	<i>4.8%</i>	<i>(0.2%)</i>

## OTHER LEGISLATION FOR BALANCING: APPROPRIATIONS FOR BUDGET PACKAGE LEGISLATION<sup>1</sup>

DEPARTMENT/ITEM	TOTAL FUNDS	GENERAL FUND	CASH FUNDS	REAPPROP. FUNDS	FEDERAL FUNDS	FTE
Education	\$100,000,000	\$0	\$100,000,000	\$0	\$0	0.0
Health Care Policy and Finance <sup>2</sup>	(12,241,486)	(66,877,519)	58,853,209	(20,462,370)	16,245,194	0.0
Higher Education	4,007,163	4,007,163	0	0	0	1.0
Human Services	(55,000)	(55,000)	0	0	0	0.0
Personnel	(64,714)	(64,714)	0	0	0	(1.0)
Statewide	380,000,000	380,000,000	0	0	0	0.0
<b>TOTAL</b>	<b>\$471,645,963</b>	<b>\$317,009,930</b>	<b>\$158,853,209</b>	<b>(\$20,462,370)</b>	<b>\$16,245,194</b>	<b>0.0</b>

<sup>1</sup> Departments not included in this table do not have companion bills or placeholders as identified by the JBC for budget balancing purposes.

<sup>2</sup> This includes fiscal impacts in both FY 2020-21 and FY 2021-22.

## OTHER LEGISLATION FOR BALANCING: APPROPRIATIONS FOR SELECT NON-BUDGET PACKAGE LEGISLATION<sup>1</sup>

DEPARTMENT	TOTAL FUNDS	GENERAL FUND	CASH FUNDS	REAPPROP. FUNDS	FEDERAL FUNDS	FTE
Corrections	\$591,630	\$591,630	\$0	\$0	\$0	0.0
Education	498,101,046	492,601,046	5,500,000	0	0	0.0
Health Care Policy and Finance <sup>2</sup>	225,735,015	225,735,015	0	0	0	0.0
Human Services	17,307,677	17,307,677	0	0	0	1.0
Judicial	723,564	723,564	0	0	0	0.9
Labor and Employment	1,500,000	1,500,000	0	0	0	0.0
Legislative	54,301,399	53,030,160	90,000	1,181,239	0	312.8
Natural Resources	5,000,000	0	5,000,000	0	0	0.0
Public Health and Environment	35,991,679	25,931,354	0	0	10,060,325	121.4
Revenue	147,530	147,530	0	0	0	0.7
Statewide	50,000,000	50,000,000	0	0	0	0.0
<b>TOTAL</b>	<b>\$889,399,540</b>	<b>\$867,567,976</b>	<b>\$10,590,000</b>	<b>\$1,181,239</b>	<b>\$10,060,325</b>	<b>436.8</b>

<sup>1</sup> Departments not included in this table do not have companion bills or placeholders as identified by the JBC for budget balancing purposes.

<sup>2</sup> This includes fiscal impacts in both FY 2020-21 and FY 2021-22.

**BUDGET PACKAGE BALANCING: APPROPRIATION SUMMARY BY  
DEPARTMENT AND BILL**

DEPARTMENT/ITEM	TOTAL FUNDS	GENERAL FUND	CASH FUNDS	REAPPROP. FUNDS	FEDERAL FUNDS	FTE
<b>AGRICULTURE</b>						
<b>FY 2020-21 Appropriation</b>	<b>\$55,813,584</b>	<b>\$11,344,162</b>	<b>\$37,944,741</b>	<b>\$2,575,576</b>	<b>\$3,949,105</b>	<b>299.5</b>
<b>S.B. 21-205 - Long Bill Total</b>	\$58,926,871	\$13,097,686	\$39,297,447	\$2,580,863	\$3,950,875	300.5
<b>Proposed FY 2021-22 Appropriation</b>	<b>\$58,926,871</b>	<b>\$13,097,686</b>	<b>\$39,297,447</b>	<b>\$2,580,863</b>	<b>\$3,950,875</b>	<b>300.5</b>
<i>\$ Change from prior year</i>	\$3,113,287	\$1,753,524	\$1,352,706	\$5,287	\$1,770	1.0
<i>% Change from prior year</i>	5.6%	15.5%	3.6%	0.2%	0.0%	0.3%
<b>CORRECTIONS</b>						
<b>FY 2020-21 Appropriation</b>	<b>\$949,643,357</b>	<b>\$841,986,542</b>	<b>\$47,524,821</b>	<b>\$50,558,294</b>	<b>\$9,573,700</b>	<b>6,463.1</b>
<b>S.B. 21-205 - Long Bill Total</b>	\$959,919,705	\$866,909,145	\$46,289,612	\$43,788,523	\$2,932,425	6,306.6
<u>Other Legislation for Balancing</u>						
5-year Sentencing Statutory Appropriations	591,630	591,630	0	0	0	0.0
<b>Proposed FY 2021-22 Appropriation</b>	<b>\$960,511,335</b>	<b>\$867,500,775</b>	<b>\$46,289,612</b>	<b>\$43,788,523</b>	<b>\$2,932,425</b>	<b>6,306.6</b>
<i>\$ Change from prior year</i>	\$10,867,978	\$25,514,233	(\$1,235,209)	(\$6,769,771)	(\$6,641,275)	(156.5)
<i>% Change from prior year</i>	1.1%	3.0%	(2.6%)	(13.4%)	(69.4%)	(2.4%)
<b>EDUCATION</b>						
<b>FY 2019-20 Appropriation</b>	<b>\$6,696,803,356</b>	<b>\$4,413,841,994</b>	<b>\$1,111,463,635</b>	<b>\$42,577,029</b>	<b>\$1,128,920,698</b>	<b>616.4</b>
S.B. 21-205 - Long Bill Supplemental	0	0	0	0	0	0.0
<b>FY 2019-20 Adjusted Appropriation</b>	<b>\$6,696,803,356</b>	<b>\$4,413,841,994</b>	<b>\$1,111,463,635</b>	<b>\$42,577,029</b>	<b>\$1,128,920,698</b>	<b>616.4</b>
<b>FY 2020-21 Appropriation</b>	<b>\$5,899,878,728</b>	<b>\$4,009,775,298</b>	<b>\$1,072,522,606</b>	<b>\$39,999,728</b>	<b>\$777,581,096</b>	<b>609.0</b>
S.B. 21-205 - Long Bill Supplemental	6,071	6,071	0	0	0	0.0
<b>FY 2020-21 Adjusted Appropriation</b>	<b>\$5,899,884,799</b>	<b>\$4,009,781,369</b>	<b>\$1,072,522,606</b>	<b>\$39,999,728</b>	<b>\$777,581,096</b>	<b>609.0</b>
<b>S.B. 21-205 - Long Bill Total</b>	\$5,836,544,120	\$3,785,901,859	\$1,391,686,922	\$38,200,295	\$620,755,044	608.6
<u>Other Legislation for Balancing</u>						
S.B. 21-207 Public School Capital Construction Assistance Fund Transfer	100,000,000	0	100,000,000	0	0	0.0
State match for Colorado Imagination Library (Placeholder)	410,221	410,221	0	0	0	0.0
S.B. 21-185 Teacher Recruitment Toolkit (Placeholder)	10,500,000	10,500,000	0	0	0	0.0
K12 grant programs (Placeholder)	6,925,807	1,425,807	5,500,000	0	0	0.0
Budget Stabilization Factor (Placeholder)	480,265,018	480,265,018	0	0	0	0.0
<b>Proposed FY 2021-22 Appropriation</b>	<b>\$6,434,645,166</b>	<b>\$4,278,502,905</b>	<b>\$1,497,186,922</b>	<b>\$38,200,295</b>	<b>\$620,755,044</b>	<b>608.6</b>
<i>\$ Change from prior year</i>	\$534,760,367	\$268,721,536	\$424,664,316	(\$1,799,433)	(\$156,826,052)	(0.4)
<i>% Change from prior year</i>	9.1%	6.7%	39.6%	(4.5%)	(20.2%)	(0.1%)
<b>GOVERNOR - LIEUTENANT GOVERNOR - STATE PLANNING AND BUDGETING</b>						
<b>FY 2020-21 Appropriation</b>	<b>\$444,395,307</b>	<b>\$89,262,694</b>	<b>\$25,219,996</b>	<b>\$323,338,800</b>	<b>\$6,573,817</b>	<b>1,178.9</b>
<b>S.B. 21-205 - Long Bill Total</b>	\$365,315,073	\$57,568,777	\$16,578,489	\$284,396,975	\$6,770,832	1,177.7
<b>Proposed FY 2021-22 Appropriation</b>	<b>\$365,315,073</b>	<b>\$57,568,777</b>	<b>\$16,578,489</b>	<b>\$284,396,975</b>	<b>\$6,770,832</b>	<b>1,177.7</b>
<i>\$ Change from prior year</i>	(\$79,080,234)	(\$31,693,917)	(\$8,641,507)	(\$38,941,825)	\$197,015	(1.2)
<i>% Change from prior year</i>	(17.8%)	(35.5%)	(34.3%)	(12.0%)	3.0%	(0.1%)
<b>HEALTH CARE POLICY AND FINANCING</b>						
<b>FY 2019-20 Appropriation</b>	<b>\$10,851,633,567</b>	<b>\$3,001,084,178</b>	<b>\$1,401,230,812</b>	<b>\$93,709,522</b>	<b>\$6,355,609,055</b>	<b>544.6</b>
S.B. 21-205 - Long Bill Supplemental	0	0	0	0	0	0.0
<b>FY 2019-20 Adjusted Appropriation</b>	<b>\$10,851,633,567</b>	<b>\$3,001,084,178</b>	<b>\$1,401,230,812</b>	<b>\$93,709,522</b>	<b>\$6,355,609,055</b>	<b>544.6</b>
<b>FY 2020-21 Appropriation</b>	<b>\$12,138,664,135</b>	<b>\$2,889,873,755</b>	<b>\$1,694,467,064</b>	<b>\$46,118,093</b>	<b>\$7,508,205,223</b>	<b>557.2</b>
<b>S.B. 21-205 - Long Bill Total</b>	(\$64,095,952)	(\$67,758,584)	(\$38,333,899)	(\$123,739)	\$42,120,270	0.0
<u>Other Legislation for Balancing</u>						
S.B. 21-214 State Payment Hospice Providers Residential Care	684,000	684,000	0	0	0	0.0

**BUDGET PACKAGE BALANCING: APPROPRIATION SUMMARY BY  
DEPARTMENT AND BILL**

DEPARTMENT/ITEM	TOTAL FUNDS	GENERAL FUND	CASH FUNDS	REAPPROP. FUNDS	FEDERAL FUNDS	FTE
Increase for HCBS per APRA (Placeholder)	52,987,936	52,987,936	0	0	0	0.0
<b>FY 2020-21 Adjusted Appropriation</b>	<b>\$12,128,240,119</b>	<b>\$2,875,787,107</b>	<b>\$1,656,133,165</b>	<b>\$45,994,354</b>	<b>\$7,550,325,493</b>	<b>557.2</b>
<b>S.B. 21-205 - Long Bill Total</b>	<b>\$13,243,414,951</b>	<b>\$3,424,393,595</b>	<b>\$1,551,515,149</b>	<b>\$93,394,208</b>	<b>\$8,174,111,999</b>	<b>581.9</b>
<u>Other Legislation for Balancing</u>						
S.B. 21-211 Remove Measures that Reduce Adult Dental Benefit	5,565,000	0	1,522,875	0	4,042,125	0.0
S.B. 21-212 Primary Care Payments Align Federal Funding	25,330,755	0	0	0	25,330,755	0.0
S.B. 21-213 Use of Increased Medicaid Match	(43,821,241)	(67,561,519)	57,330,334	(20,462,370)	(13,127,686)	0.0
Increase for HCBS per ARPA (Placeholder)	172,747,079	172,747,079	0	0	0	0.0
<b>Proposed FY 2021-22 Appropriation</b>	<b>\$13,403,236,544</b>	<b>\$3,529,579,155</b>	<b>\$1,610,368,358</b>	<b>\$72,931,838</b>	<b>\$8,190,357,193</b>	<b>581.9</b>
<i>\$ Change from prior year</i>	<i>\$1,274,996,425</i>	<i>\$653,792,048</i>	<i>(\$45,764,807)</i>	<i>\$26,937,484</i>	<i>\$640,031,700</i>	<i>24.7</i>
<i>% Change from prior year</i>	<i>10.5%</i>	<i>22.7%</i>	<i>(2.8%)</i>	<i>58.6%</i>	<i>8.5%</i>	<i>4.4%</i>
<b>HIGHER EDUCATION</b>						
<b>FY 2019-20 Appropriation</b>	<b>\$5,311,541,303</b>	<b>\$1,111,529,895</b>	<b>\$2,822,976,639</b>	<b>\$901,199,179</b>	<b>\$475,835,590</b>	<b>26,304.0</b>
S.B. 21-205 - Long Bill Supplemental	0	0	0	0	0	0.0
<b>FY 2019-20 Adjusted Appropriation</b>	<b>\$5,311,541,303</b>	<b>\$1,111,529,895</b>	<b>\$2,822,976,639</b>	<b>\$901,199,179</b>	<b>\$475,835,590</b>	<b>26,304.0</b>
<b>FY 2020-21 Appropriation</b>	<b>\$3,969,217,295</b>	<b>\$607,268,340</b>	<b>\$2,904,421,594</b>	<b>\$431,676,885</b>	<b>\$25,850,476</b>	<b>26,733.3</b>
S.B. 21-205 - Long Bill Supplemental	(212,320,784)	5,481,365	(217,668,514)	(133,635)	0	0.0
<b>FY 2020-21 Adjusted Appropriation</b>	<b>\$3,756,896,511</b>	<b>\$612,749,705</b>	<b>\$2,686,753,080</b>	<b>\$431,543,250</b>	<b>\$25,850,476</b>	<b>26,733.3</b>
<b>S.B. 21-205 - Long Bill Total</b>	<b>\$5,054,929,362</b>	<b>\$1,222,801,652</b>	<b>\$2,816,666,164</b>	<b>\$990,050,158</b>	<b>\$25,411,388</b>	<b>26,543.5</b>
<u>Other Legislation for Balancing</u>						
S.B. 21-215 Use Of Open Educational Resources In Higher Education	1,108,200	1,108,200	0	0	0	1.0
S.B. 21-185 Teacher Recruitment Toolkit (Placeholder)	2,898,963	2,898,963	0	0	0	0.0
<b>Proposed FY 2021-22 Appropriation</b>	<b>\$5,058,936,525</b>	<b>\$1,226,808,815</b>	<b>\$2,816,666,164</b>	<b>\$990,050,158</b>	<b>\$25,411,388</b>	<b>26,544.5</b>
<i>\$ Change from prior year</i>	<i>\$1,302,040,014</i>	<i>\$614,059,110</i>	<i>\$129,913,084</i>	<i>\$558,506,908</i>	<i>(\$439,088)</i>	<i>(188.8)</i>
<i>% Change from prior year</i>	<i>34.7%</i>	<i>100.2%</i>	<i>4.8%</i>	<i>129.4%</i>	<i>(1.7%)</i>	<i>(0.7%)</i>
<b>HUMAN SERVICES</b>						
<b>FY 2020-21 Appropriation</b>	<b>\$2,358,816,818</b>	<b>\$1,018,477,086</b>	<b>\$421,832,773</b>	<b>\$209,414,386</b>	<b>\$709,092,573</b>	<b>5,180.3</b>
S.B. 21-205 - Long Bill Supplemental	(2,347,000)	(2,347,000)	0	0	0	0.0
<b>FY 2020-21 Adjusted Appropriation</b>	<b>\$2,356,469,818</b>	<b>\$1,016,130,086</b>	<b>\$421,832,773</b>	<b>\$209,414,386</b>	<b>\$709,092,573</b>	<b>5,180.3</b>
<b>S.B. 21-205 - Long Bill Total</b>	<b>\$2,394,428,796</b>	<b>\$1,068,142,257</b>	<b>\$440,774,985</b>	<b>\$209,217,336</b>	<b>\$676,294,218</b>	<b>5,184.4</b>
<u>Other Legislation for Balancing</u>						
S.B. 21-217 Market Rate Study For Child Care Assistance Program	(55,000)	(55,000)	0	0	0	0.0
Child welfare system changes (Placeholder)	6,877,986	6,877,986	0	0	0	0.0
Residential placements for children with IDD (Placeholder)	1,162,912	1,162,912	0	0	0	0.0
Transfer Early Intervention evaluations to DHS (Placeholder)	8,266,779	8,266,779	0	0	0	1.0
Early childhood startup costs for Prop EE (Placeholder)	1,000,000	1,000,000	0	0	0	0.0
<b>Proposed FY 2021-22 Appropriation</b>	<b>\$2,411,681,473</b>	<b>\$1,085,394,934</b>	<b>\$440,774,985</b>	<b>\$209,217,336</b>	<b>\$676,294,218</b>	<b>5,185.4</b>
<i>\$ Change from prior year</i>	<i>\$55,211,655</i>	<i>\$69,264,848</i>	<i>\$18,942,212</i>	<i>(\$197,050)</i>	<i>(\$32,798,355)</i>	<i>5.1</i>
<i>% Change from prior year</i>	<i>2.3%</i>	<i>6.8%</i>	<i>4.5%</i>	<i>(0.1%)</i>	<i>(4.6%)</i>	<i>0.1%</i>
<b>JUDICIAL</b>						
<b>FY 2020-21 Appropriation</b>	<b>\$814,464,051</b>	<b>\$577,549,448</b>	<b>\$176,372,106</b>	<b>\$56,117,497</b>	<b>\$4,425,000</b>	<b>4,945.8</b>
<b>S.B. 21-205 - Long Bill Total</b>	<b>\$849,116,283</b>	<b>\$622,284,136</b>	<b>\$168,865,434</b>	<b>\$53,541,713</b>	<b>\$4,425,000</b>	<b>4,996.1</b>
<u>Other Legislation for Balancing</u>						

**BUDGET PACKAGE BALANCING: APPROPRIATION SUMMARY BY  
DEPARTMENT AND BILL**

DEPARTMENT/ITEM	TOTAL FUNDS	GENERAL FUND	CASH FUNDS	REAPPROP. FUNDS	FEDERAL FUNDS	FTE
Judicial Division Retirees Temp Judicial Duties Compensation (Placeholder)	723,564	723,564	0	0	0	0.9
<b>Proposed FY 2021-22 Appropriation</b>	<b>\$849,839,847</b>	<b>\$623,007,700</b>	<b>\$168,865,434</b>	<b>\$53,541,713</b>	<b>\$4,425,000</b>	<b>4,997.0</b>
<i>\$ Change from prior year</i>	<i>\$35,375,796</i>	<i>\$45,458,252</i>	<i>(\$7,506,672)</i>	<i>(\$2,575,784)</i>	<i>\$0</i>	<i>51.2</i>
<i>% Change from prior year</i>	<i>4.3%</i>	<i>7.9%</i>	<i>(4.3%)</i>	<i>(4.6%)</i>	<i>0.0%</i>	<i>1.0%</i>
<b>LABOR AND EMPLOYMENT</b>						
<b>FY 2020-21 Appropriation</b>	<b>\$265,701,603</b>	<b>\$18,494,327</b>	<b>\$81,509,312</b>	<b>\$6,388,200</b>	<b>\$159,309,764</b>	<b>1,290.7</b>
<b>S.B. 21-205 - Long Bill Total</b>	<b>\$289,083,198</b>	<b>\$19,634,859</b>	<b>\$82,427,771</b>	<b>\$6,436,493</b>	<b>\$180,584,075</b>	<b>1,298.9</b>
<u>Other Legislation for Balancing</u>						
Paid Family Leave (Placeholder)	1,500,000	1,500,000	0	0	0	0.0
<b>Proposed FY 2021-22 Appropriation</b>	<b>\$290,583,198</b>	<b>\$21,134,859</b>	<b>\$82,427,771</b>	<b>\$6,436,493</b>	<b>\$180,584,075</b>	<b>1,298.9</b>
<i>\$ Change from prior year</i>	<i>\$24,881,595</i>	<i>\$2,640,532</i>	<i>\$918,459</i>	<i>\$48,293</i>	<i>\$21,274,311</i>	<i>8.2</i>
<i>% Change from prior year</i>	<i>9.4%</i>	<i>14.3%</i>	<i>1.1%</i>	<i>0.8%</i>	<i>13.4%</i>	<i>0.6%</i>
<b>LAW</b>						
<b>FY 2020-21 Appropriation</b>	<b>\$91,573,634</b>	<b>\$14,284,468</b>	<b>\$19,459,500</b>	<b>\$55,459,431</b>	<b>\$2,370,235</b>	<b>518.0</b>
<b>S.B. 21-205 - Long Bill Total</b>	<b>\$98,071,673</b>	<b>\$15,296,033</b>	<b>\$19,924,907</b>	<b>\$60,364,345</b>	<b>\$2,486,388</b>	<b>533.7</b>
<b>Proposed FY 2021-22 Appropriation</b>	<b>\$98,071,673</b>	<b>\$15,296,033</b>	<b>\$19,924,907</b>	<b>\$60,364,345</b>	<b>\$2,486,388</b>	<b>533.7</b>
<i>\$ Change from prior year</i>	<i>\$6,498,039</i>	<i>\$1,011,565</i>	<i>\$465,407</i>	<i>\$4,904,914</i>	<i>\$116,153</i>	<i>15.7</i>
<i>% Change from prior year</i>	<i>7.1%</i>	<i>7.1%</i>	<i>2.4%</i>	<i>8.8%</i>	<i>4.9%</i>	<i>3.0%</i>
<b>LEGISLATIVE</b>						
<b>FY 2020-21 Appropriation</b>	<b>\$54,872,111</b>	<b>\$53,636,489</b>	<b>\$90,000</b>	<b>\$1,145,622</b>	<b>\$0</b>	<b>306.5</b>
<b>S.B. 21-205 - Long Bill Total</b>	<b>\$5,582,868</b>	<b>\$5,332,868</b>	<b>\$0</b>	<b>\$250,000</b>	<b>\$0</b>	<b>0.0</b>
<u>Other Legislation for Balancing</u>						
S.B. 21-196 FY 2021-22 Legislative Appropriations Bill (Placeholder)	\$54,301,399	53,030,160	90,000	1,181,239	0	312.8
<b>Proposed FY 2021-22 Appropriation</b>	<b>\$59,884,267</b>	<b>\$58,363,028</b>	<b>\$90,000</b>	<b>\$1,431,239</b>	<b>\$0</b>	<b>312.8</b>
<i>\$ Change from prior year</i>	<i>\$5,012,156</i>	<i>\$4,726,539</i>	<i>\$0</i>	<i>\$285,617</i>	<i>\$0</i>	<i>6.3</i>
<i>% Change from prior year</i>	<i>9.1%</i>	<i>8.8%</i>	<i>0.0%</i>	<i>24.9%</i>	<i>n/a</i>	<i>2.1%</i>
<b>LOCAL AFFAIRS</b>						
<b>FY 2020-21 Appropriation</b>	<b>\$370,692,750</b>	<b>\$78,556,437</b>	<b>\$195,000,550</b>	<b>\$15,178,663</b>	<b>\$81,957,100</b>	<b>201.5</b>
S.B. 21-205 - Long Bill Supplemental	14,313	14,313	0	0	0	0.0
<b>FY 2020-21 Adjusted Appropriation</b>	<b>\$370,707,063</b>	<b>\$78,570,750</b>	<b>\$195,000,550</b>	<b>\$15,178,663</b>	<b>\$81,957,100</b>	<b>201.5</b>
<b>S.B. 21-205 - Long Bill Total</b>	<b>\$312,051,801</b>	<b>\$43,491,670</b>	<b>\$171,021,237</b>	<b>\$15,381,879</b>	<b>\$82,157,015</b>	<b>201.5</b>
<b>Proposed FY 2021-22 Appropriation</b>	<b>\$312,051,801</b>	<b>\$43,491,670</b>	<b>\$171,021,237</b>	<b>\$15,381,879</b>	<b>\$82,157,015</b>	<b>201.5</b>
<i>\$ Change from prior year</i>	<i>(\$58,655,262)</i>	<i>(\$35,079,080)</i>	<i>(\$23,979,313)</i>	<i>\$203,216</i>	<i>\$199,915</i>	<i>0.0</i>
<i>% Change from prior year</i>	<i>(15.8%)</i>	<i>(44.6%)</i>	<i>(12.3%)</i>	<i>1.3%</i>	<i>0.2%</i>	<i>0.0%</i>
<b>MILITARY AND VETERANS AFFAIRS</b>						
<b>FY 2020-21 Appropriation</b>	<b>\$132,286,225</b>	<b>\$10,343,790</b>	<b>\$1,641,694</b>	<b>\$163,167</b>	<b>\$120,137,574</b>	<b>2,534.6</b>
S.B. 21-205 - Long Bill Supplemental	6,639	6,639	0	0	0	0.0
<b>FY 2020-21 Adjusted Appropriation</b>	<b>\$132,292,864</b>	<b>\$10,350,429</b>	<b>\$1,641,694</b>	<b>\$163,167</b>	<b>\$120,137,574</b>	<b>2,534.6</b>
<b>S.B. 21-205 - Long Bill Total</b>	<b>\$138,522,725</b>	<b>\$11,733,761</b>	<b>\$1,567,175</b>	<b>\$124,920</b>	<b>\$125,096,869</b>	<b>2,515.6</b>
<b>Proposed FY 2021-22 Appropriation</b>	<b>\$138,522,725</b>	<b>\$11,733,761</b>	<b>\$1,567,175</b>	<b>\$124,920</b>	<b>\$125,096,869</b>	<b>2,515.6</b>
<i>\$ Change from prior year</i>	<i>\$6,229,861</i>	<i>\$1,383,332</i>	<i>(\$74,519)</i>	<i>(\$38,247)</i>	<i>\$4,959,295</i>	<i>(19.0)</i>
<i>% Change from prior year</i>	<i>4.7%</i>	<i>13.4%</i>	<i>(4.5%)</i>	<i>(23.4%)</i>	<i>4.1%</i>	<i>(0.7%)</i>
<b>NATURAL RESOURCES</b>						
<b>FY 2020-21 Appropriation</b>	<b>\$335,838,190</b>	<b>\$32,699,083</b>	<b>\$269,309,811</b>	<b>\$7,170,362</b>	<b>\$26,658,934</b>	<b>1,511.9</b>
<b>S.B. 21-205 - Long Bill Total</b>	<b>\$318,150,842</b>	<b>\$36,008,388</b>	<b>\$247,723,711</b>	<b>\$7,538,091</b>	<b>\$26,880,652</b>	<b>1,517.0</b>
<u>Other Legislation for Balancing</u>						



**BUDGET PACKAGE BALANCING: APPROPRIATION SUMMARY BY  
DEPARTMENT AND BILL**

DEPARTMENT/ITEM	TOTAL FUNDS	GENERAL FUND	CASH FUNDS	REAPPROP. FUNDS	FEDERAL FUNDS	FTE
Watershed Restoration Grant Program (Placeholder)	5,000,000	0	5,000,000	0	0	0.0
<b>Proposed FY 2021-22 Appropriation</b>	<b>\$323,150,842</b>	<b>\$36,008,388</b>	<b>\$252,723,711</b>	<b>\$7,538,091</b>	<b>\$26,880,652</b>	<b>1,517.0</b>
<i>\$ Change from prior year</i>	<i>(\$12,687,348)</i>	<i>\$3,309,305</i>	<i>(\$16,586,100)</i>	<i>\$367,729</i>	<i>\$221,718</i>	<i>5.1</i>
<i>% Change from prior year</i>	<i>(3.8%)</i>	<i>10.1%</i>	<i>(6.2%)</i>	<i>5.1%</i>	<i>0.8%</i>	<i>0.3%</i>
<b>PERSONNEL</b>						
<b>FY 2020-21 Appropriation</b>	<b>\$207,881,000</b>	<b>\$14,410,841</b>	<b>\$12,453,212</b>	<b>\$181,016,947</b>	<b>\$0</b>	<b>404.1</b>
<b>S.B. 21-205 - Long Bill Total</b>	<b>\$216,159,282</b>	<b>\$18,738,385</b>	<b>\$13,006,034</b>	<b>\$184,414,863</b>	<b>\$0</b>	<b>408.5</b>
<u>Other Legislation for Balancing</u>						
S.B. 21-222 Repeal Recovery Audit Program	(64,714)	(64,714)	0	0	0	(1.0)
<b>Proposed FY 2021-22 Appropriation</b>	<b>\$216,094,568</b>	<b>\$18,673,671</b>	<b>\$13,006,034</b>	<b>\$184,414,863</b>	<b>\$0</b>	<b>407.5</b>
<i>\$ Change from prior year</i>	<i>\$8,213,568</i>	<i>\$4,262,830</i>	<i>\$552,822</i>	<i>\$3,397,916</i>	<i>\$0</i>	<i>3.4</i>
<i>% Change from prior year</i>	<i>4.0%</i>	<i>29.6%</i>	<i>4.4%</i>	<i>1.9%</i>	<i>n/a</i>	<i>0.8%</i>
<b>PUBLIC HEALTH AND ENVIRONMENT</b>						
<b>FY 2020-21 Appropriation</b>	<b>\$611,685,192</b>	<b>\$66,738,515</b>	<b>\$188,149,625</b>	<b>\$55,827,028</b>	<b>\$300,970,024</b>	<b>1,397.0</b>
<b>S.B. 21-205 - Long Bill Total</b>	<b>\$623,415,884</b>	<b>\$62,772,203</b>	<b>\$196,635,516</b>	<b>\$48,238,726</b>	<b>\$315,769,439</b>	<b>1,416.2</b>
<u>Other Legislation for Balancing</u>						
Public health infrastructure (Placeholder)	31,150,474	21,090,149	0	0	10,060,325	121.4
Health Equity Grant Program (Placeholder)	4,841,205	4,841,205	0	0	0	0.0
<b>Proposed FY 2021-22 Appropriation</b>	<b>\$659,407,563</b>	<b>\$88,703,557</b>	<b>\$196,635,516</b>	<b>\$48,238,726</b>	<b>\$325,829,764</b>	<b>1,537.6</b>
<i>\$ Change from prior year</i>	<i>\$47,722,371</i>	<i>\$21,965,042</i>	<i>\$8,485,891</i>	<i>(\$7,588,302)</i>	<i>\$24,859,740</i>	<i>140.6</i>
<i>% Change from prior year</i>	<i>7.8%</i>	<i>32.9%</i>	<i>4.5%</i>	<i>(13.6%)</i>	<i>8.3%</i>	<i>10.1%</i>
<b>PUBLIC SAFETY</b>						
<b>FY 2020-21 Appropriation</b>	<b>\$509,775,119</b>	<b>\$153,002,763</b>	<b>\$239,809,145</b>	<b>\$47,045,235</b>	<b>\$69,917,976</b>	<b>1,922.3</b>
S.B. 21-205 - Long Bill Supplemental	216,597	176,541	(18,200)	58,256	0	0.0
<b>FY 2020-21 Adjusted Appropriation</b>	<b>\$509,991,716</b>	<b>\$153,179,304</b>	<b>\$239,790,945</b>	<b>\$47,103,491</b>	<b>\$69,917,976</b>	<b>1,922.3</b>
<b>S.B. 21-205 - Long Bill Total</b>	<b>\$528,969,971</b>	<b>\$167,711,999</b>	<b>\$239,843,067</b>	<b>\$53,042,492</b>	<b>\$68,372,413</b>	<b>1,928.9</b>
<b>Proposed FY 2021-22 Appropriation</b>	<b>\$528,969,971</b>	<b>\$167,711,999</b>	<b>\$239,843,067</b>	<b>\$53,042,492</b>	<b>\$68,372,413</b>	<b>\$1,929</b>
<i>\$ Change from prior year</i>	<i>\$18,978,255</i>	<i>\$14,532,695</i>	<i>\$52,122</i>	<i>\$5,939,001</i>	<i>(\$1,545,563)</i>	<i>\$7</i>
<i>% Change from prior year</i>	<i>3.7%</i>	<i>9.5%</i>	<i>0.0%</i>	<i>12.6%</i>	<i>(2.2%)</i>	<i>0.3%</i>
<b>REGULATORY AGENCIES</b>						
<b>FY 2020-21 Appropriation</b>	<b>\$118,752,799</b>	<b>\$1,940,640</b>	<b>\$109,836,123</b>	<b>\$5,533,354</b>	<b>\$1,442,682</b>	<b>600.8</b>
<b>S.B. 21-205 - Long Bill Total</b>	<b>\$120,851,687</b>	<b>\$2,216,314</b>	<b>\$111,105,646</b>	<b>\$5,639,571</b>	<b>\$1,890,156</b>	<b>599.7</b>
<b>Proposed FY 2021-22 Appropriation</b>	<b>\$120,851,687</b>	<b>\$2,216,314</b>	<b>\$111,105,646</b>	<b>\$5,639,571</b>	<b>\$1,890,156</b>	<b>599.7</b>
<i>\$ Change from prior year</i>	<i>\$2,098,888</i>	<i>\$275,674</i>	<i>\$1,269,523</i>	<i>\$106,217</i>	<i>\$447,474</i>	<i>(1.1)</i>
<i>% Change from prior year</i>	<i>1.8%</i>	<i>14.2%</i>	<i>1.2%</i>	<i>1.9%</i>	<i>31.0%</i>	<i>(0.2%)</i>
<b>REVENUE</b>						
<b>FY 2020-21 Appropriation</b>	<b>\$408,507,576</b>	<b>\$119,422,328</b>	<b>\$281,140,152</b>	<b>\$6,908,583</b>	<b>\$1,036,513</b>	<b>1,595.2</b>
<b>S.B. 21-205 - Long Bill Total</b>	<b>\$424,010,362</b>	<b>\$136,861,161</b>	<b>\$277,722,875</b>	<b>\$8,361,740</b>	<b>\$1,064,586</b>	<b>1,597.2</b>
<u>Other Legislation for Balancing</u>						
S.B. 21-055 Collection Of State Debts	50,625	50,625	0	0	0	0.0
H.B. 21-1002 Reductions Certain Taxpayers' Income Tax Liability	96,905	96,905	0	0	0	0.7
<b>Proposed FY 2021-22 Appropriation</b>	<b>\$424,157,892</b>	<b>\$137,008,691</b>	<b>\$277,722,875</b>	<b>\$8,361,740</b>	<b>\$1,064,586</b>	<b>1,597.9</b>
<i>\$ Change from prior year</i>	<i>\$15,650,316</i>	<i>\$17,586,363</i>	<i>(\$3,417,277)</i>	<i>\$1,453,157</i>	<i>\$28,073</i>	<i>2.7</i>
<i>% Change from prior year</i>	<i>3.8%</i>	<i>14.7%</i>	<i>(1.2%)</i>	<i>21.0%</i>	<i>2.7%</i>	<i>0.2%</i>

**BUDGET PACKAGE BALANCING: APPROPRIATION SUMMARY BY  
DEPARTMENT AND BILL**

DEPARTMENT/ITEM	TOTAL FUNDS	GENERAL FUND	CASH FUNDS	REAPPROP. FUNDS	FEDERAL FUNDS	FTE
<b>STATE</b>						
<b>FY 2020-21 Appropriation</b>	<b>\$31,103,181</b>	<b>\$0</b>	<b>\$31,103,181</b>	<b>\$0</b>	<b>\$0</b>	<b>147.0</b>
<b>S.B. 21-205 - Long Bill Total</b>	\$32,663,729	\$271,360	\$32,392,369	\$0	\$0	146.5
<b>Proposed FY 2021-22 Appropriation</b>	<b>\$32,663,729</b>	<b>\$271,360</b>	<b>\$32,392,369</b>	<b>\$0</b>	<b>\$0</b>	<b>146.5</b>
<i>\$ Change from prior year</i>	<i>\$1,560,548</i>	<i>\$271,360</i>	<i>\$1,289,188</i>	<i>\$0</i>	<i>\$0</i>	<i>(0.5)</i>
<i>% Change from prior year</i>	<i>5.0%</i>	<i>n/a</i>	<i>4.1%</i>	<i>n/a</i>	<i>n/a</i>	<i>(0.3%)</i>
<b>TRANSPORTATION</b>						
<b>FY 2020-21 Appropriation</b>	<b>\$1,984,492,382</b>	<b>\$1,000,000</b>	<b>\$1,346,836,605</b>	<b>\$7,078,096</b>	<b>\$629,577,681</b>	<b>3,326.0</b>
<b>S.B. 21-205 - Long Bill Total</b>	\$1,898,659,905	\$0	\$1,250,978,446	\$5,478,096	\$642,203,363	3,326.0
<b>Proposed FY 2021-22 Appropriation</b>	<b>\$1,898,659,905</b>	<b>\$0</b>	<b>\$1,250,978,446</b>	<b>\$5,478,096</b>	<b>\$642,203,363</b>	<b>3,326.0</b>
<i>\$ Change from prior year</i>	<i>(\$85,832,477)</i>	<i>(\$1,000,000)</i>	<i>(\$95,858,159)</i>	<i>(\$1,600,000)</i>	<i>\$12,625,682</i>	<i>0.0</i>
<i>% Change from prior year</i>	<i>(4.3%)</i>	<i>(100.0%)</i>	<i>(7.1%)</i>	<i>(22.6%)</i>	<i>2.0%</i>	<i>0.0%</i>
<b>TREASURY</b>						
<b>FY 2020-21 Appropriation</b>	<b>\$653,349,820</b>	<b>\$179,366,724</b>	<b>\$456,549,852</b>	<b>\$17,433,244</b>	<b>\$0</b>	<b>37.9</b>
S.B. 21-205 - Long Bill Supplemental	700,000	700,000	0	0	0	0.0
<b>FY 2020-21 Adjusted Appropriation</b>	<b>\$654,049,820</b>	<b>\$180,066,724</b>	<b>\$456,549,852</b>	<b>\$17,433,244</b>	<b>\$0</b>	<b>37.9</b>
<b>S.B. 21-205 - Long Bill Total</b>	\$841,188,223	\$343,996,689	\$422,198,667	\$74,992,867	\$0	41.4
<b>Proposed FY 2021-22 Appropriation</b>	<b>\$841,188,223</b>	<b>\$343,996,689</b>	<b>\$422,198,667</b>	<b>\$74,992,867</b>	<b>\$0</b>	<b>41.4</b>
<i>\$ Change from prior year</i>	<i>\$187,138,403</i>	<i>\$163,929,965</i>	<i>(\$34,351,185)</i>	<i>\$57,559,623</i>	<i>\$0</i>	<i>3.5</i>
<i>% Change from prior year</i>	<i>28.6%</i>	<i>91.0%</i>	<i>(7.5%)</i>	<i>330.2%</i>	<i>n/a</i>	<i>9.2%</i>
<b>STATEWIDE</b>						
<b>FY 2021-22</b>						
<u>Other Legislation for Balancing</u>						
S.B. 21-228 Direct Distribution Cash Fund	380,000,000	380,000,000	0	0	0	0.0
General set aside for legislation (Placeholder)	50,000,000	50,000,000	0	0	0	0.0
<b>FY 2021-22 Statewide Appropriation Adjustments</b>	<b>\$430,000,000</b>	<b>\$430,000,000</b>	<b>\$0</b>	<b>\$0</b>	<b>\$0</b>	<b>0.0</b>

## **Section 2**

# **Long Bill Narrative S.B. 21-205**

## LONG BILL NARRATIVE – S.B. 21-205

This Section 2 focuses on the portion of the budget proposal that is reflected in the Long Bill (S.B. 21-205). The proposed Long Bill includes a total of \$34.6 billion for State operations and \$367.7 million for capital construction and information technology projects for FY 2021-22.

The operating budget includes \$2.2 billion in “reappropriated funds,” which are essentially duplicated amounts that appear more than once within the budget. Thus, the Long Bill operating budget *without* duplicated amounts totals \$32.4 billion. This includes \$11.9 billion in general tax revenues that are credited to the General Fund, \$9.5 billion in various State cash fund revenues that are earmarked for certain purposes, and \$11.0 billion in anticipated federal funds.

The following table summarizes the appropriations and informational amounts that are included in the Long Bill, as introduced, for FY 2021-22. The subsections that follow for each department include tables that detail FY 2020-21 appropriations for each department (including any additional mid-year proposed adjustments) and the proposed appropriations for FY 2021-22. The summary table for each department is followed by descriptions of each proposed incremental change from FY 2020-21 to FY 2021-22.

SUMMARY OF PROPOSED LONG BILL (S.B. 21-205) APPROPRIATIONS FOR FY 2021-22					
OPERATING APPROPRIATIONS, BY DEPARTMENT	TOTAL	GENERAL FUND	CASH FUNDS	REAPPROPRIATED FUNDS	FEDERAL FUNDS
Agriculture	\$58,926,871	\$13,097,686	\$39,297,447	\$2,580,863	\$3,950,875
Corrections	959,919,705	866,909,145	46,289,612	43,788,523	2,932,425
Education	5,836,544,120	3,785,901,859	1,391,686,922	38,200,295	620,755,044
Governor	365,315,073	57,568,777	16,578,489	284,396,975	6,770,832
Health Care Policy and Financing	13,243,414,951	3,424,393,595	1,551,515,149	93,394,208	8,174,111,999
Higher Education	5,054,929,362	1,222,801,652	2,816,666,164	990,050,158	25,411,388
Human Services	2,394,428,796	1,068,142,257	440,774,985	209,217,336	676,294,218
Judicial	849,116,283	622,284,136	168,865,434	53,541,713	4,425,000
Labor and Employment	289,083,198	19,634,859	82,427,771	6,436,493	180,584,075
Law	98,071,673	15,296,033	19,924,907	60,364,345	2,486,388
Legislature	5,582,868	5,332,868	0	250,000	0
Local Affairs	312,051,801	43,491,670	171,021,237	15,381,879	82,157,015
Military and Veterans Affairs	138,522,726	11,733,762	1,567,175	124,920	125,096,869
Natural Resources	318,150,842	36,008,388	247,723,711	7,538,091	26,880,652
Personnel	216,159,282	18,738,385	13,006,034	184,414,863	0
Public Health and Environment	623,415,884	62,772,203	196,635,516	48,238,726	315,769,439
Public Safety	528,969,971	167,711,999	239,843,067	53,042,492	68,372,413
Regulatory Agencies	120,851,687	2,216,314	111,105,646	5,639,571	1,890,156
Revenue	424,010,362	136,861,161	277,722,875	8,361,740	1,064,586
State	32,663,729	271,360	32,392,369	0	0
Transportation	1,898,659,905	0	1,250,978,446	5,478,096	642,203,363
Treasury	841,188,223	343,996,689	422,198,667	74,992,867	0
<b>Long Bill Operating Total</b>	<b>\$34,609,977,312</b>	<b>\$11,925,164,798</b>	<b>\$9,538,221,623</b>	<b>\$2,185,434,154</b>	<b>\$10,961,156,737</b>
<b>LESS:</b>					
Amount Exempt from Statutory Limit	n/a	\$215,919,701	n/a	n/a	n/a
<b>Grand Total Subject to Statutory Limit on General Fund Appropriations</b>	n/a	<b>\$11,709,245,097</b>	n/a	n/a	n/a
CAPITAL CONSTRUCTION AND INFORMATION TECHNOLOGY PROJECT APPROPRIATIONS	TOTAL	CAPITAL CONSTRUCTION FUNDS EXEMPT	CASH FUNDS	REAPPROPRIATED FUNDS	FEDERAL FUNDS
Capital Construction Projects	\$301,716,984	\$217,395,025	\$79,429,276	\$1,800,000	\$3,092,683
Information Technology Projects	65,935,383	28,711,790	29,977,393	0	7,246,200
<b>Long Bill Capital Projects Total</b>	<b>\$367,652,367</b>	<b>\$246,106,815</b>	<b>\$109,406,669</b>	<b>\$1,800,000</b>	<b>\$10,338,883</b>

# DEPARTMENT OF AGRICULTURE

**Description:** The Department of Agriculture regulates, promotes, and supports various agricultural activities throughout Colorado through a wide range of services including: regulation and certification of the livestock industry; regulation of the use of pesticides and pesticide applicators; administration of Inspection and Consumer Services Programs; brand inspections; oversight of conservation services throughout the state; promotion of Colorado's agricultural industries; and administration of the State Fair and fairgrounds.

DEPARTMENT OF AGRICULTURE						
	TOTAL FUNDS	GENERAL FUND	CASH FUNDS	REAPPROPRIATED FUNDS	FEDERAL FUNDS	FTE
<b>FY 2020-21 Appropriation</b>	<b>\$55,813,584</b>	<b>\$11,344,162</b>	<b>\$37,944,741</b>	<b>\$2,575,576</b>	<b>\$3,949,105</b>	<b>299.5</b>
<b>CHANGES FROM FY 2020-21 APPROPRIATION</b>						
Centrally appropriated line items	\$1,523,547	\$839,477	\$686,146	(\$2,076)	\$0	0.0
Annualize prior year budget actions and legislation	1,245,530	1,203,906	41,624	0	0	1.0
Non-prioritized decision items	477,580	(27,917)	503,727	0	1,770	0.0
Industrial hemp enforcement	79,869	0	72,506	7,363	0	1.0
Technical adjustments	0	0	0	0	0	0.0
Agricultural climate resilience office	0	0	0	0	0	0.0
Budget and operational efficiencies	(213,239)	(261,942)	48,703	0	0	(1.0)
<b>TOTAL FY 2021-22 LONG BILL APPROPRIATION</b>	<b>\$58,926,871</b>	<b>\$13,097,686</b>	<b>\$39,297,447</b>	<b>\$2,580,863</b>	<b>\$3,950,875</b>	<b>300.5</b>
\$ Change from prior year	\$3,113,287	\$1,753,524	\$1,352,706	\$5,287	\$1,770	1.0
% Change from prior year	5.6%	15.5%	3.6%	0.2%	0.0%	0.3%

## DESCRIPTION OF INCREMENTAL CHANGES

**CENTRALLY APPROPRIATED LINE ITEMS:** The bill includes adjustments to the following centrally appropriated line items:

CENTRALLY APPROPRIATED LINE ITEMS						
	TOTAL FUNDS	GENERAL FUND	CASH FUNDS	REAPPROPRIATED FUNDS	FEDERAL FUNDS	FTE
Payments to OIT adjustment	\$910,590	\$654,839	\$255,751	\$0	\$0	0.0
Salary survey adjustment	647,320	208,482	438,838	0	0	0.0
Payment to risk management / property funds adjustment	142,180	86,204	55,976	0	0	0.0
PERA Direct Distribution	8,859	(9)	8,868	0	0	0.0
Health life dental adjustment	(20,189)	(72,066)	51,877	0	0	0.0
Legal services adjustment	(44,879)	0	(44,879)	0	0	0.0
AED adjustment	(42,123)	(16,572)	(25,551)	0	0	0.0
SAED adjustment	(42,123)	(16,572)	(25,551)	0	0	0.0
CORE adjustment	(15,846)	(2,138)	(11,632)	(2,076)	0	0.0
ALJ adjustment	(9,225)	0	(9,225)	0	0	0.0
Workers' compensation adjustment	(8,210)	(1,624)	(6,586)	0	0	0.0
Short-term disability adjustment	(2,807)	(1,067)	(1,740)	0	0	0.0
<b>TOTAL</b>	<b>\$1,523,547</b>	<b>\$839,477</b>	<b>\$686,146</b>	<b>(\$2,076)</b>	<b>\$0</b>	<b>0.0</b>

**ANNUALIZE PRIOR YEAR BUDGET ACTIONS AND LEGISLATION:** The bill includes adjustments that reflect the out-year impact of budget actions and prior year legislation. The following table summarizes those changes:

**ANNUALIZE PRIOR YEAR BUDGET ACTIONS AND LEGISLATION**

	TOTAL FUNDS	GENERAL FUND	CASH FUNDS	REAPPROPRIATED FUNDS	FEDERAL FUNDS	FTE
HB 20-1379 Suspend DD to PERA	\$481,308	\$157,816	\$323,492	\$0	\$0	0.0
FY 20-21 Health, Life, Dental	345,284	345,284	0	0	0	0.0
FY 20-21 FFA and 4H Funding reduction	275,000	125,000	150,000	0	0	0.0
FY 20-21 Implementing budget efficiencies	188,660	89,300	99,360	0	0	1.0
FY 20-21 Unused spending authority	130,000	0	130,000	0	0	0.0
FY 20-21 Marketing reduction	50,000	50,000	0	0	0	0.0
SB 18-200 PERA unfunded liability	206	66	140	0	0	0.0
FY 20-21 Personal services refinancing	0	436,440	(436,440)	0	0	0.0
FY 20-21 Hemp center for excellence	(103,403)	0	(103,403)	0	0	0.0
FY 20-21 PACFA licensing repair	(69,625)	0	(69,625)	0	0	0.0
FY 20-21 Industrial hemp compliance	(51,900)	0	(51,900)	0	0	0.0
<b>TOTAL</b>	<b>\$1,245,530</b>	<b>\$1,203,906</b>	<b>\$41,624</b>	<b>\$0</b>	<b>\$0</b>	<b>1.0</b>

**NON-PRIORITIZED REQUEST ITEMS:** The bill includes an increase of \$477,580 total funds, including a decrease of \$27,917 General Fund, for adjustments related to budget requests from the Department of Personnel and the Governor’s Office of Information Technology package of request items for FY 2021-22.

**NON-PRIORITIZED REQUEST ITEMS**

	TOTAL FUNDS	GENERAL FUND	CASH FUNDS	REAPPROPRIATED FUNDS	FEDERAL FUNDS	FTE
Depreciation of Laboratory Building	\$461,617	\$0	\$461,617	\$0	\$0	0.0
Annual fleet vehicle request	123,392	49,339	72,283	0	1,770	0.0
OIT Budget request package	(107,429)	(77,256)	(30,173)	0	0	0.0
<b>TOTAL</b>	<b>\$477,580</b>	<b>(\$27,917)</b>	<b>\$503,727</b>	<b>\$0</b>	<b>\$1,770</b>	<b>0.0</b>

**INDUSTRIAL HEMP ENFORCEMENT:** The bill includes an increase of \$79,869 total funds, including \$72,506 cash funds from the Industrial Hemp Registration Program Cash Fund and \$7,363 reappropriated funds for FY 2021-22 to hire an additional Hemp Enforcement Specialist. The additional FTE will follow up on enforcement activities relating to the US Department of Agriculture’s Interim Final Rule for hemp production, which goes into effect in October of 2021.

**TECHNICAL ADJUSTMENTS:** The bill includes a net-zero refinancing of the Department’s PERA obligations. The Department request submitted in November of 2020 included the annual PERA annualization strictly within the Commissioner’s Office. This does not accurately provide spending authority to the subsequent divisions. The change redistributes the annualizations throughout the Department in order to more accurately reflect expenditures.

**AGRICULTURAL CLIMATE RESILIENCE OFFICE:** The bill includes a net zero long bill reorganization that creates the new Agricultural Climate Resilience Office within the Conservation Services line item of the Agricultural Services Division. The new office takes two existing programs, the Advancing Colorado’s Renewable Energy and Energy Efficiency (ACRE3) and the Soil Health Intuitive, and consolidates them under the Agricultural Services Division.

**BUDGET AND OPERATIONAL EFFICIENCIES:** The bill includes a net-reduction of \$213,239 total funds, including a decrease of \$261,942 General Fund offset by an increase of \$48,703 cash funds, relating to both permanent and one-time reductions across various line items throughout the Department consisting of:

- A net zero consolidation of the Adult Agriculture Leadership Grant Program and the Agriculture Workforce Development Program.
- A net zero consolidation of the Pet Animal Care Facilities Act from the Animal Services Division into the Inspection and Consumer Services Division.
- A reduction of \$59,831 cash funds from the IT Asset Maintenance line to better reflect historical expenditures.

- The continuation of a one-time reduction of \$89,300 cash funds to the State Insectary as initially proposed in the FY 2020-21 budget request. The program has federal funds available to sustain this reduction for one more year.
- A reduction of \$172,642 General Fund and refinancing, in part, with an increase of \$108,534 cash funds across various divisions as follows:

## SUMMARY OF CHANGES BY LONG BILL DIVISION

SUMMARY TABLE FOR DEPARTMENT OF AGRICULTURE						
	TOTAL FUNDS	GENERAL FUND	CASH FUNDS	REAPPROPRIATED FUNDS	FEDERAL FUNDS	FTE
<b>FY 2020-21 Appropriation</b>	<b>\$55,813,584</b>	<b>\$11,344,162</b>	<b>\$37,944,741</b>	<b>\$2,575,576</b>	<b>\$3,949,105</b>	<b>299.5</b>
<b>CHANGES FROM FY 2020-21 BY LONG BILL DIVISION</b>						
Commissioner's Office and Administrative Services	\$2,185,146	\$1,591,247	\$586,842	\$5,287	\$1,770	0.0
Agricultural Services	692,224	(28,467)	720,691	0	0	1.5
Agricultural Markets Division	(230,771)	51,664	(282,435)	0	0	(0.5)
Brand Board	122,467	0	122,467	0	0	0.0
Colorado State Fair	330,141	125,000	205,141	0	0	0.0
Conservation Board	14,080	14,080	0	0	0	0.0
<b>TOTAL FY 2021-22 LONG BILL APPROPRIATION</b>	<b>\$58,926,871</b>	<b>\$13,097,686</b>	<b>\$39,297,447</b>	<b>\$2,580,863</b>	<b>\$3,950,875</b>	<b>300.5</b>
\$ Change from prior year	\$3,113,287	\$1,753,524	\$1,352,706	\$5,287	\$1,770	1.0
% Change from prior year	5.6%	15.5%	3.6%	0.2%	0.0%	0.3%

## APPROPRIATION DETAIL BY LONG BILL DIVISION

**COMMISSIONER'S OFFICE AND ADMINISTRATIVE SERVICES:** The Commissioner's Office, in conjunction with the Colorado Agricultural Commission, is responsible for the development and implementation of agricultural policies throughout the state. The Administrative Services section provides administrative and technical support for Department programs, including accounting, budgeting, and human resources. The funding sources for this division are General Fund, various cash funds, and federal grants. Reappropriated funds are received from various cash funds within the Department for centrally appropriated line items.

COMMISSIONER'S OFFICE AND ADMINISTRATIVE SERVICES						
	TOTAL FUNDS	GENERAL FUND	CASH FUNDS	REAPPROPRIATED FUNDS	FEDERAL FUNDS	FTE
<b>FY 2020-21 Appropriation</b>	<b>\$13,910,984</b>	<b>\$3,175,270</b>	<b>\$8,822,499</b>	<b>\$1,791,576</b>	<b>\$121,639</b>	<b>18.7</b>
<b>CHANGES FROM FY 2020-21 APPROPRIATION</b>						
Centrally appropriated line items	\$1,060,407	\$715,953	\$346,530	(\$2,076)	\$0	0.0
Annualize prior year budget actions and legislation	972,330	955,138	17,192	0	0	0.0
Non-prioritized decision items	477,580	(27,917)	503,727	0	1,770	0.0
Industrial hemp enforcement	7,363	0	0	7,363	0	0.0
Indirect cost recoveries	0	0	0	0	0	0.0
Budget and operational efficiencies	(235,363)	(25,532)	(209,831)	0	0	0.0
Technical adjustments	(97,171)	(26,395)	(70,776)	0	0	0.0
<b>TOTAL FY 2021-22 LONG BILL APPROPRIATION</b>	<b>\$16,096,130</b>	<b>\$4,766,517</b>	<b>\$9,409,341</b>	<b>\$1,796,863</b>	<b>\$123,409</b>	<b>18.7</b>

COMMISSIONER'S OFFICE AND ADMINISTRATIVE SERVICES						
	TOTAL FUNDS	GENERAL FUND	CASH FUNDS	REAPPROPRIATED FUNDS	FEDERAL FUNDS	FTE
\$ Change from prior year	\$2,185,146	\$1,591,247	\$586,842	\$5,287	\$1,770	0.0
% Change from prior year	15.7%	50.1%	6.7%	0.3%	1.5%	0.0%

**AGRICULTURAL SERVICES:** These divisions administer the four major Department program areas listed below. The primary source of funding is from two cash funds: the Plant Health, Pest Control, and Environmental Protection Fund and the Inspection and Consumer Services Cash Fund.

*ANIMAL INDUSTRY DIVISION:* Monitors the health of livestock and other animals used in various fields of agriculture; prevents and controls livestock disease; licenses and inspects pet animal facilities; implements programs for pest control; and investigates animal cruelty claims.

*INSPECTION AND CONSUMER SERVICES DIVISION:* Ensures compliance with product quality standards through licensing and inspection; certifies commercial (large and small) weights and measurement devices; and analyzes fertilizer and animal feed for chemical contaminants or adulterants.

*PLANT INDUSTRY DIVISION:* Manages statewide pest control programs; registers pesticides and pesticide applicators; inspects plants and plant byproducts intended for domestic or international export; oversees the organic certification program; and inspects nursery stock for quality and health.

*CONSERVATION SERVICES DIVISION:* Provides technical and financial support, leadership, statewide coordination, and regulatory oversight to public and private landowners statewide on an array of natural resource management challenges including noxious weed management and biological pest control.

AGRICULTURAL SERVICES						
	TOTAL FUNDS	GENERAL FUND	CASH FUNDS	REAPPROPRIATED FUNDS	FEDERAL FUNDS	FTE
<b>FY 2020-21 Appropriation</b>	<b>\$19,656,081</b>	<b>\$5,040,282</b>	<b>\$11,453,985</b>	<b>\$784,000</b>	<b>\$2,377,814</b>	<b>147.5</b>
<b>CHANGES FROM FY 2020-21 APPROPRIATION</b>						
Agricultural climate resilience office	\$500,000	\$0	\$500,000	\$0	\$0	0.5
Centrally appropriated line items	242,464	97,515	144,949	0	0	0.0
Industrial hemp enforcement	72,506	0	72,506	0	0	1.0
Technical adjustments	51,108	20,838	30,270	0	0	0.0
Budget and operational efficiencies	(122,054)	(220,588)	98,534	0	0	(1.0)
Annualize prior year budget actions and legislation	(51,800)	73,768	(125,568)	0	0	1.0
<b>TOTAL FY 2021-22 LONG BILL APPROPRIATION</b>	<b>\$20,348,305</b>	<b>\$5,011,815</b>	<b>\$12,174,676</b>	<b>\$784,000</b>	<b>\$2,377,814</b>	<b>149.0</b>
\$ Change from prior year	\$692,224	(\$28,467)	\$720,691	\$0	\$0	1.5
% Change from prior year	3.5%	(0.6%)	6.3%	0.0%	0.0%	1.0%

**AGRICULTURAL MARKETS DIVISION:** This division is organized into two subdivisions:

*AGRICULTURAL MARKETS* provides marketing assistance and related support to Colorado agricultural-based businesses competing in local, national, and international arenas through coordination of various market orders, promotion of Colorado agricultural products, and assistance to start-up or expand food processing companies within the state.



*AGRICULTURAL PRODUCTS INSPECTION* administers the agricultural products inspection program, which performs mandatory and non-mandatory inspections to determine grade, size, and quality of fruits and vegetables.

AGRICULTURAL MARKETS DIVISION						
	TOTAL FUNDS	GENERAL FUND	CASH FUNDS	REAPPROPRIATED FUNDS	FEDERAL FUNDS	FTE
<b>FY 2020-21 Appropriation</b>	<b>\$5,462,693</b>	<b>\$1,050,007</b>	<b>\$3,469,815</b>	<b>\$0</b>	<b>\$942,871</b>	<b>42.2</b>
<b>CHANGES FROM FY 2020-21 APPROPRIATION</b>						
Budget and operational efficiencies	\$144,178	(\$15,822)	\$160,000	\$0	\$0	0.0
Centrally appropriated line items	62,056	14,408	47,648	0	0	0.0
Annualize prior year budget actions and legislation	50,000	50,000	0	0	0	0.0
Technical adjustments	12,995	3,078	9,917	0	0	0.0
Agricultural climate resilience office	(500,000)	0	(500,000)	0	0	(0.5)
<b>TOTAL FY 2021-22 LONG BILL APPROPRIATION</b>	<b>\$5,231,922</b>	<b>\$1,101,671</b>	<b>\$3,187,380</b>	<b>\$0</b>	<b>\$942,871</b>	<b>41.7</b>
\$ Change from prior year	(\$230,771)	\$51,664	(\$282,435)	\$0	\$0	(0.5)
% Change from prior year	(4.2%)	4.9%	(8.1%)	n/a	0.0%	(1.2%)

**BRAND BOARD:** The Brand Board serves the livestock industry and assists the public with problems related to livestock management. The Brand Board also administers and records livestock brands and inspects cattle, horse, and alternative livestock brands (such as deer and elk) to verify ownership at the time of sale, transport, or slaughter. The Brand Board is entirely funded with cash funds from the Brand Inspection Fund and the Alternative Livestock Farm Cash Fund. Under Section 35-41-101 (5)(a), C.R.S., the Brand Board constitutes an enterprise for the purposes of Section 20 of Article X of the State Constitution (TABOR).

BRAND BOARD						
	TOTAL FUNDS	GENERAL FUND	CASH FUNDS	REAPPROPRIATED FUNDS	FEDERAL FUNDS	FTE
<b>FY 2020-21 Appropriation</b>	<b>\$4,781,836</b>	<b>\$0</b>	<b>\$4,781,836</b>	<b>\$0</b>	<b>\$0</b>	<b>59.0</b>
<b>CHANGES FROM FY 2020-21 APPROPRIATION</b>						
Centrally appropriated line items	\$101,375	\$0	\$101,375	\$0	\$0	0.0
Technical adjustments	21,092	0	21,092	0	0	0.0
<b>TOTAL FY 2021-22 LONG BILL APPROPRIATION</b>	<b>\$4,904,303</b>	<b>\$0</b>	<b>\$4,904,303</b>	<b>\$0</b>	<b>\$0</b>	<b>59.0</b>
\$ Change from prior year	\$122,467	\$0	\$122,467	\$0	\$0	0.0
% Change from prior year	2.6%	n/a	2.6%	n/a	n/a	0.0%

**COLORADO STATE FAIR:** This program includes personal services and operating expenses associated with the Colorado State Fair, which is administered by the eleven-member State Fair Authority. The State Fair is designated as a Type 1 agency pursuant to Section 35-65-401 (1)(a), C.R.S. Much of the funding for the State Fair comes from the revenue collected during the annual fair event and from non-fair events held at the fairgrounds. The Fair also receives funding from a variety of other sources including: the city and county of Pueblo, various small grants, and 25.0 percent of the interest earned on the sale of unclaimed securities as a result of enactment of H.B. 08-1399 (Ag Unclaimed Property Trust Fund Interest).

COLORADO STATE FAIR						
	TOTAL FUNDS	GENERAL FUND	CASH FUNDS	REAPPROPRIATED FUNDS	FEDERAL FUNDS	FTE
<b>FY 2020-21 Appropriation</b>	<b>\$9,841,606</b>	<b>\$875,000</b>	<b>\$8,966,606</b>	<b>\$0</b>	<b>\$0</b>	<b>26.9</b>
CHANGES FROM FY 2020-21 APPROPRIATION						
Annualize prior year budget actions and legislation	\$275,000	\$125,000	\$150,000	\$0	\$0	0.0
Centrally appropriated line items	45,644	0	45,644	0	0	0.0
Technical adjustments	9,497	0	9,497	0	0	0.0
<b>TOTAL FY 2021-22 LONG BILL APPROPRIATION</b>	<b>\$10,171,747</b>	<b>\$1,000,000</b>	<b>\$9,171,747</b>	<b>\$0</b>	<b>\$0</b>	<b>26.9</b>
\$ Change from prior year	\$330,141	\$125,000	\$205,141	\$0	\$0	0.0
% Change from prior year	3.4%	14.3%	2.3%	n/a	n/a	0.0%

**CONSERVATION BOARD:** The Conservation Board is responsible for providing administrative and fiscal oversight to Colorado's 77 conservation districts. The Board also coordinates various federal programs related to natural resource issues, provides guidance on stream bank erosion, and assists farmers and ranchers in implementing a variety of water and energy practices. The primary sources of funding are General Fund and federal grant dollars from the U.S. Department of Agriculture Natural Resources Conservation Service.

CONSERVATION BOARD						
	TOTAL FUNDS	GENERAL FUND	CASH FUNDS	REAPPROPRIATED FUNDS	FEDERAL FUNDS	FTE
<b>FY 2020-21 Appropriation</b>	<b>\$2,160,384</b>	<b>\$1,203,603</b>	<b>\$450,000</b>	<b>\$0</b>	<b>\$506,781</b>	<b>5.2</b>
CHANGES FROM FY 2020-21 APPROPRIATION						
Centrally appropriated line items	\$11,601	\$11,601	\$0	\$0	\$0	0.0
Technical adjustments	2,479	2,479	0	0	0	0.0
<b>TOTAL FY 2021-22 LONG BILL APPROPRIATION</b>	<b>\$2,174,464</b>	<b>\$1,217,683</b>	<b>\$450,000</b>	<b>\$0</b>	<b>\$506,781</b>	<b>5.2</b>
\$ Change from prior year	\$14,080	\$14,080	\$0	\$0	\$0	0.0
% Change from prior year	0.7%	1.2%	0.0%	n/a	0.0%	0.0%

# DEPARTMENT OF CORRECTIONS

**Description:** The Department of Corrections (DOC) is responsible for overseeing correctional institutions, privately operated correctional institutions, supervision of parolees and inmates on intensive supervision status, the operation of Colorado Correctional Industries, and Canteen Operation.

DEPARTMENT OF CORRECTIONS						
	TOTAL FUNDS	GENERAL FUND	CASH FUNDS	REAPPROPRIATED FUNDS	FEDERAL FUNDS	FTE
<b>FY 2020-21 APPROPRIATION</b>	<b>\$949,643,357</b>	<b>\$841,986,542</b>	<b>\$47,524,821</b>	<b>\$50,558,294</b>	<b>\$9,573,700</b>	<b>6,463.1</b>
<b>CHANGES FROM FY 2020-21 APPROPRIATION</b>						
Centrally appropriated line items	\$21,851,345	\$21,459,782	\$394,037	(\$2,474)	\$0	0.0
Annualize prior year budget actions	17,218,467	22,417,735	127,238	759,732	(6,086,238)	(34.0)
Annualize prior year legislation	10,979,950	10,190,392	789,558	0	0	4.5
Common policy provider rate increase	2,544,485	2,456,574	0	87,911	0	0.0
Take TWO expansion	400,000	400,000	0	0	0	0.0
Offset salary increase other agencies	60,079	60,079	0	0	0	0.0
Technical corrections	324	0	0	324	0	0.0
Align prison caseload	(17,393,141)	(17,320,517)	(72,624)	0	0	(110.2)
Align cash & reappropriated spending authority	(9,377,659)	0	(2,292,605)	(7,085,054)	0	0.0
Align medical caseload	(8,700,826)	(8,700,826)	0	0	0	0.0
Align adult parole services	(4,903,698)	(4,903,698)	0	0	0	(13.8)
Non-prioritized decision items	(1,578,089)	(1,387,914)	(190,175)	0	0	0.0
Indirect cost assessment	(537,801)	538,084	9,362	(530,210)	(555,037)	0.0
Align private prison monitoring unit	(287,088)	(287,088)	0	0	0	(3.0)
<b>TOTAL FY 2021-22 LONG BILL APPROPRIATION</b>	<b>\$959,919,705</b>	<b>\$866,909,145</b>	<b>\$46,289,612</b>	<b>\$43,788,523</b>	<b>\$2,932,425</b>	<b>6,306.6</b>
\$ Change from prior year	\$10,276,348	\$24,922,603	(\$1,235,209)	(\$6,769,771)	(\$6,641,275)	(156.5)
% Change from prior year	1.1%	3.0%	(2.6%)	(13.4%)	(69.4%)	(2.4%)

## DESCRIPTION OF INCREMENTAL CHANGES

**CENTRALLY APPROPRIATED LINE ITEMS:** The bill includes adjustments to centrally appropriated line items for the following: state contributions for health, life, and dental benefits; short-term disability; supplemental state contributions to the Public Employees' Retirement Association (PERA) pension fund; shift differential; salary survey; workers' compensation; legal services; payment to risk management and property funds; vehicle lease payments; Capitol complex leased space; payments to the Governor's Office of Information Technology (OIT); and CORE operations.

**ANNUALIZE PRIOR YEAR BUDGET ACTIONS:** The bill includes adjustments for the out-year impacts of prior year budget actions.

ANNUALIZE PRIOR YEAR BUDGET ACTIONS						
	TOTAL FUNDS	GENERAL FUND	CASH FUNDS	REAPPROPRIATED FUNDS	FEDERAL FUNDS	FTE
FY20-21 GF HLD reduction	\$19,465,170	\$19,465,170	\$0	\$0	\$0	0.0
FY 20-21 Adjust indirect cost assessment	500,366	(500,366)	127,238	759,732	113,762	0.0
Contract mental health staff salary adjustment	370,738	370,738	0	0	0	0.0
CARES Act funding	0	6,200,000	0	0	(6,200,000)	0.0
Skyline closure/La Vista bed reduction	(3,117,807)	(3,117,807)	0	0	0	(34.0)
<b>TOTAL</b>	<b>\$17,218,467</b>	<b>\$22,417,735</b>	<b>\$127,238</b>	<b>\$759,732</b>	<b>(\$6,086,238)</b>	<b>(34.0)</b>

**ANNUALIZE PRIOR YEAR LEGISLATION:** The bill includes adjustments for the out-year impacts of prior year legislation.

ANNUALIZE PRIOR YEAR LEGISLATION						
	TOTAL FUNDS	GENERAL FUND	CASH FUNDS	REAPPROPRIATED FUNDS	FEDERAL FUNDS	FTE
HB 20-1379 Suspend PERA direct distribution	\$9,388,586	\$9,128,730	\$259,856	\$0	\$0	0.0
SB18-200 PERA unfunded liability	736,586	736,562	24	0	0	0.0
HB 20-1153 Colorado partnership for quality jobs	535,078	5,400	529,678	0	0	4.5
HB 20-1398 Modify auto funding capital construction	307,843	307,843	0	0	0	0.0
HB 17-1144 Depreciation calculation	222,799	222,799	0	0	0	0.0
Five-year sentencing bills	(210,942)	(210,942)	0	0	0	0.0
<b>TOTAL</b>	<b>\$10,979,950</b>	<b>\$10,190,392</b>	<b>\$789,558</b>	<b>\$0</b>	<b>\$0</b>	<b>4.5</b>

**COMMON POLICY PROVIDER RATE INCREASE:** The bill includes an increase of \$2,544,485 total funds, including \$2,456,574 General Fund, related to a 2.5 percent common policy provider rate increase.

**TAKE TWO EXPANSION:** The bill includes an increase of \$400,000 General Fund to expand the Transitional Work Opportunity (Take TWO) program.

**OFFSET SALARY INCREASE OTHER AGENCIES:** The bill includes an increase of \$60,079 General Fund in various line items that are staffed by other state agencies. This increase partially offsets the impact of the salary survey increase in those other agencies.

**TECHNICAL CORRECTIONS:** The bill includes a net increase of \$324 reappropriated funds for technical corrections related to the Correctional Treatment Cash Fund.

**ALIGN PRISON CASELOAD:** The bill includes a decrease of \$17,393,141 total funds, including \$17,320,517 General Fund, and 110.2 FTE in various line items to align appropriations with prison caseload.

**ALIGN CASH AND REAPPROPRIATED SPENDING AUTHORITY:** The bill includes decreases of \$2,292,605 cash funds and \$7,085,054 reappropriated funds in FY 2021-22 and future years. These reductions are in the Utilities Subprogram, operating expenses for the Education Subprogram, and various line items for Correctional Industries.

**ALIGN MEDICAL CASELOAD:** The bill includes a decrease of \$8,700,826 General fund to align appropriations for external medical services and pharmaceutical costs with caseload.

**ALIGN ADULT PAROLE SERVICES:** The bill includes a decrease of \$4,903,698 General Fund and 13.8 FTE in various line items within the Division of Adult Parole. The bill also transfers FTE from the Community Supervision Subprogram to the Parole Subprogram and makes reductions for various contract services.

**NON-PRIORITIZED DECISION ITEMS:** The bill includes a decrease of \$1,578,089 total funds for the following non-prioritized decision items that were requested and approved through other departments' budgets.

NON-PRIORITIZED DECISION ITEMS						
	TOTAL FUNDS	GENERAL FUND	CASH FUNDS	REAPPROPRIATED FUNDS	FEDERAL FUNDS	FTE
Align CDHS and CDOC interagency agreement	\$140,827	\$140,827	\$0	\$0	\$0	0.0
Annual fleet vehicle request	128,775	264,997	(136,222)	0	0	0.0
OIT Budget request package	(1,847,691)	(1,793,738)	(53,953)	0	0	0.0
<b>TOTAL</b>	<b>(\$1,578,089)</b>	<b>(\$1,387,914)</b>	<b>(\$190,175)</b>	<b>\$0</b>	<b>\$0</b>	<b>0.0</b>

**INDIRECT COST ASSESSMENT:** The bill includes a net decrease in the Department's indirect cost assessment.

**ALIGN PRIVATE PRISON MONITORING UNIT:** The bill includes a decrease of \$287,088 General Fund and 3.0 FTE to the Private Prison Monitoring Unit.

## SUMMARY OF CHANGES BY LONG BILL DIVISION

SUMMARY TABLE FOR DEPARTMENT OF CORRECTIONS						
	TOTAL FUNDS	GENERAL FUND	CASH FUNDS	REAPPROPRIATED FUNDS	FEDERAL FUNDS	FTE
<b>FY 2020-21 APPROPRIATION</b>	<b>\$949,643,357</b>	<b>\$841,986,542</b>	<b>\$47,524,821</b>	<b>\$50,558,294</b>	<b>\$9,573,700</b>	<b>6,463.1</b>
<b>CHANGES FROM FY 2020-21 BY LONG BILL DIVISION</b>						
Management	\$38,617,568	\$44,013,538	\$804,030	\$0	(\$6,200,000)	(3.0)
Institutions	(11,504,928)	(11,400,974)	(103,954)	0	0	(122.0)
Support Services	(2,149,856)	(2,299,030)	189,366	(40,192)	0	4.5
Inmate Programs	(1,730,085)	(1,330,252)	(277,733)	(122,100)	0	(22.2)
Community Services	(3,973,137)	(4,061,372)	0	88,235	0	(13.8)
Parole Board	693	693	0	0	0	0.0
Correctional Industries	(8,987,484)	0	(1,850,495)	(6,695,714)	(441,275)	0.0
Canteen Operation	3,577	0	3,577	0	0	0.0
<b>TOTAL FY 2021-22 LONG BILL APPROPRIATION</b>	<b>\$959,919,705</b>	<b>\$866,909,145</b>	<b>\$46,289,612</b>	<b>\$43,788,523</b>	<b>\$2,932,425</b>	<b>6,306.6</b>
\$ Change from prior year	\$10,276,348	\$24,922,603	(\$1,235,209)	(\$6,769,771)	(\$6,641,275)	(156.5)
% Change from prior year	1.1%	3.0%	(2.6%)	(13.4%)	(69.4%)	(2.4%)

## APPROPRIATION DETAIL BY LONG BILL DIVISION

**MANAGEMENT:** The Management Division contains the main departmental management functions including the Executive Director's Office, the external capacity subprogram, and the Inspector General subprogram. The Executive Director's Office provides general administrative oversight for the Department. The External Capacity subprogram is used to reimburse private prisons, local jails, and the pre-release parole revocation facility. This subprogram also contains staff for the unit that monitors private prisons for compliance with contractual provisions. The Inspector General subprogram is responsible for investigating crimes in prisons. Cash funds and reappropriated funds are primarily from Correctional Industries and Canteen sales revenue, the State Criminal Alien Assistance Program Cash Fund, and the Victims Assistance and Law Enforcement Fund.

MANAGEMENT						
	TOTAL FUNDS	GENERAL FUND	CASH FUNDS	REAPPROPRIATED FUNDS	FEDERAL FUNDS	FTE
<b>FY 2020-21 APPROPRIATION</b>	<b>\$205,508,753</b>	<b>\$192,320,697</b>	<b>\$6,446,339</b>	<b>\$248,805</b>	<b>\$6,492,912</b>	<b>101.7</b>
<b>CHANGES FROM FY 2020-21 APPROPRIATION</b>						
Centrally appropriated line items	\$22,698,792	\$22,273,001	\$425,791	\$0	\$0	0.0
Annualize prior year budget actions	12,611,221	18,811,221	0	0	(6,200,000)	0.0
Annualize prior year legislation	10,041,632	9,663,393	378,239	0	0	0.0
Common policy provider rate increase	1,836,580	1,836,580	0	0	0	0.0
Non-prioritized decision items	0	0	0	0	0	0.0
Align prison caseload	(8,067,302)	(8,067,302)	0	0	0	0.0
Align private prison monitoring unit	(287,088)	(287,088)	0	0	0	(3.0)
Align adult parole services	(216,267)	(216,267)	0	0	0	0.0

MANAGEMENT						
	TOTAL FUNDS	GENERAL FUND	CASH FUNDS	REAPPROPRIATED FUNDS	FEDERAL FUNDS	FTE
<b>TOTAL FY 2021-22 LONG BILL APPROPRIATION</b>	<b>\$244,126,321</b>	<b>\$236,334,235</b>	<b>\$7,250,369</b>	<b>\$248,805</b>	<b>\$292,912</b>	<b>98.7</b>
\$ Change from prior year	\$38,617,568	\$44,013,538	\$804,030	\$0	(\$6,200,000)	(3.0)
% Change from prior year	18.8%	22.9%	12.5%	0.0%	(95.5%)	(2.9%)

**INSTITUTIONS:** The Institutions division includes all cost centers directly attributable to the operation of state-owned and operated correctional facilities. Included are costs for utilities, maintenance, housing and security, food, medical, laundry, case management, mental health, and the in-prison phase of the Youthful Offender System. The cash funds are primarily from fees charged for inmate medical costs and utilities costs associated with Correctional Industries programs.

INSTITUTIONS						
	TOTAL FUNDS	GENERAL FUND	CASH FUNDS	REAPPROPRIATED FUNDS	FEDERAL FUNDS	FTE
<b>FY 2020-21 APPROPRIATION</b>	<b>\$497,928,795</b>	<b>\$496,257,556</b>	<b>\$1,671,239</b>	<b>\$0</b>	<b>\$0</b>	<b>4,911.8</b>
<b>CHANGES FROM FY 2020-21 APPROPRIATION</b>						
Annualize prior year budget actions	\$4,350,360	\$4,350,360	\$0	\$0	\$0	(30.2)
Annualize prior year legislation	487,155	487,155	0	0	0	0.0
Common policy provider rate increase	364,814	364,814	0	0	0	0.0
Non-prioritized decision items	140,827	140,827	0	0	0	0.0
Offset salary increase other agencies	53,604	53,604	0	0	0	0.0
Indirect cost assessment	116	0	116	0	0	0.0
Align medical caseload	(8,700,826)	(8,700,826)	0	0	0	0.0
Align prison caseload	(8,096,908)	(8,096,908)	0	0	0	(91.8)
Align cash & reappropriated spending authority	(104,070)	0	(104,070)	0	0	0.0
<b>TOTAL FY 2021-22 LONG BILL APPROPRIATION</b>	<b>\$486,423,867</b>	<b>\$484,856,582</b>	<b>\$1,567,285</b>	<b>\$0</b>	<b>\$0</b>	<b>4,789.8</b>
\$ Change from prior year	(\$11,504,928)	(\$11,400,974)	(\$103,954)	\$0	\$0	(122.0)
% Change from prior year	(2.3%)	(2.3%)	(6.2%)	n/a	n/a	(2.5%)

**SUPPORT SERVICES:** The Support Services division includes business operations, personnel, offender services, communications, transportation, training, information systems, and facility services. The cash funds and reappropriated funds are primarily from sales revenue from the Canteen Operation and Correctional Industries.

SUPPORT SERVICES						
	TOTAL FUNDS	GENERAL FUND	CASH FUNDS	REAPPROPRIATED FUNDS	FEDERAL FUNDS	FTE
<b>FY 2020-21 APPROPRIATION</b>	<b>\$53,400,551</b>	<b>\$51,980,350</b>	<b>\$826,186</b>	<b>\$594,015</b>	<b>\$0</b>	<b>242.2</b>
<b>CHANGES FROM FY 2020-21 APPROPRIATION</b>						
Annualize prior year legislation	\$423,140	\$11,845	\$411,295	\$0	\$0	4.5
Offset salary increase other agencies	6,475	6,475	0	0	0	0.0
Indirect cost assessment	0	538,084	0	(538,084)	0	0.0
Non-prioritized decision items	(1,718,916)	(1,528,741)	(190,175)	0	0	0.0
Centrally appropriated line items	(847,447)	(813,219)	(31,754)	(2,474)	0	0.0
Align adult parole services	(12,750)	(12,750)	0	0	0	0.0
Annualize prior year budget actions	(358)	(500,724)	0	500,366	0	0.0
<b>TOTAL FY 2021-22 LONG BILL</b>	<b>\$51,250,695</b>	<b>\$49,681,320</b>	<b>\$1,015,552</b>	<b>\$553,823</b>	<b>\$0</b>	<b>246.7</b>

SUPPORT SERVICES						
	TOTAL FUNDS	GENERAL FUND	CASH FUNDS	REAPPROPRIATED FUNDS	FEDERAL FUNDS	FTE
<b>APPROPRIATION</b>						
\$ Change from prior year	(\$2,149,856)	(\$2,299,030)	\$189,366	(\$40,192)	\$0	4.5
% Change from prior year	(4.0%)	(4.4%)	22.9%	(6.8%)	n/a	1.9%

**INMATE PROGRAMS:** The Inmate Programs division includes educational, vocational, recreational, and inmate labor programs operated by the Department. This division also includes the Sex Offender Treatment subprogram, the Drug and Alcohol Treatment subprogram, and the Volunteers subprogram. Cash and reappropriated funds are primarily from the Correctional Treatment Cash Fund and sales revenue of the Canteen Operation.

INMATE PROGRAMS						
	TOTAL FUNDS	GENERAL FUND	CASH FUNDS	REAPPROPRIATED FUNDS	FEDERAL FUNDS	FTE
<b>FY 2020-21 APPROPRIATION</b>	<b>\$47,033,178</b>	<b>\$44,309,134</b>	<b>\$2,050,690</b>	<b>\$580,107</b>	<b>\$93,247</b>	<b>563.3</b>
<b>CHANGES FROM FY 2020-21 APPROPRIATION</b>						
Common policy provider rate increase	\$53,680	\$53,680	\$0	\$0	\$0	0.0
Annualize prior year legislation	15,497	15,497	0	0	0	0.0
Align prison caseload	(1,228,931)	(1,156,307)	(72,624)	0	0	(18.4)
Align cash & reappropriated spending authority	(327,209)	0	(205,109)	(122,100)	0	0.0
Annualize prior year budget actions	(243,122)	(243,122)	0	0	0	(3.8)
<b>TOTAL FY 2021-22 LONG BILL APPROPRIATION</b>	<b>\$45,303,093</b>	<b>\$42,978,882</b>	<b>\$1,772,957</b>	<b>\$458,007</b>	<b>\$93,247</b>	<b>541.1</b>
\$ Change from prior year	(\$1,730,085)	(\$1,330,252)	(\$277,733)	(\$122,100)	\$0	(22.2)
% Change from prior year	(3.7%)	(3.0%)	(13.5%)	(21.0%)	0.0%	(3.9%)

**COMMUNITY SERVICES:** The Community Services division includes the Parole subprogram, the Community Supervision subprogram (for inmates in community corrections and in the Intensive Supervision Program), the Community Re-entry subprogram and the community phase of the Youthful Offender System. Other costs associated with residential community corrections placements are appropriated to the Department of Public Safety's Division of Criminal Justice. The reappropriated funds are from the Correctional Treatment Cash Fund.

COMMUNITY SERVICES						
	TOTAL FUNDS	GENERAL FUND	CASH FUNDS	REAPPROPRIATED FUNDS	FEDERAL FUNDS	FTE
<b>FY 2020-21 APPROPRIATION</b>	<b>\$58,467,552</b>	<b>\$54,866,903</b>	<b>\$0</b>	<b>\$3,561,551</b>	<b>\$39,098</b>	<b>439.6</b>
<b>CHANGES FROM FY 2020-21 APPROPRIATION</b>						
Take TWO Expansion	\$400,000	\$400,000	\$0	\$0	\$0	0.0
Common policy provider rate increase	289,411	201,500	0	87,911	0	0.0
Annualize prior year legislation	11,809	11,809	0	0	0	0.0
Technical corrections	324	0	0	324	0	0.0
Align adult parole services	(4,674,681)	(4,674,681)	0	0	0	(13.8)
<b>TOTAL FY 2021-22 LONG BILL APPROPRIATION</b>	<b>\$54,494,415</b>	<b>\$50,805,531</b>	<b>\$0</b>	<b>\$3,649,786</b>	<b>\$39,098</b>	<b>425.8</b>
\$ Change from prior year	(\$3,973,137)	(\$4,061,372)	\$0	\$88,235	\$0	(13.8)
% Change from prior year	(6.8%)	(7.4%)	n/a	2.5%	0.0%	(3.1%)

**PAROLE BOARD:** The Parole Board has the discretion to grant or deny parole to offenders who have reached their parole eligibility date. The Board must parole offenders when they reach their mandatory parole date. The Board imposes conditions of parole on parolees and it may revoke parole when those conditions are violated.

PAROLE BOARD						
	TOTAL FUNDS	GENERAL FUND	CASH FUNDS	REAPPROPRIATED FUNDS	FEDERAL FUNDS	FTE
<b>FY 2020-21 APPROPRIATION</b>	<b>\$2,251,902</b>	<b>\$2,251,902</b>	<b>\$0</b>	<b>\$0</b>	<b>\$0</b>	<b>21.5</b>
CHANGES FROM FY 2020-21 APPROPRIATION						
Annualize prior year legislation	\$693	\$693	\$0	\$0	\$0	0.0
<b>TOTAL FY 2021-22 LONG BILL APPROPRIATION</b>	<b>\$2,252,595</b>	<b>\$2,252,595</b>	<b>\$0</b>	<b>\$0</b>	<b>\$0</b>	<b>21.5</b>
\$ Change from prior year	\$693	\$693	\$0	\$0	\$0	0.0
% Change from prior year	0.0%	0.0%	n/a	n/a	n/a	0.0%

**CORRECTIONAL INDUSTRIES:** Correctional Industries manages profit-oriented work programs that provide inmates with on-the-job training while generating revenues to cover costs. Major businesses operated by Correctional Industries include: the manufacture of license plates, office furniture, and modular office systems; a print shop; a leather products shop; wildland firefighting; dog and horse training; and a garment production operation. Correctional Industries sells its products primarily to other government agencies. Correctional Industries is fully supported by cash and reappropriated funds from sales of Correctional Industries products and services. Because Correctional Industries is an enterprise, associated revenue is excluded from the definition of state fiscal year spending under Section 20 of Article X of the State Constitution (TABOR).

CORRECTIONAL INDUSTRIES						
	TOTAL FUNDS	GENERAL FUND	CASH FUNDS	REAPPROPRIATED FUNDS	FEDERAL FUNDS	FTE
<b>FY 2020-21 APPROPRIATION</b>	<b>\$63,605,438</b>	<b>\$0</b>	<b>\$15,083,179</b>	<b>\$45,573,816</b>	<b>\$2,948,443</b>	<b>155.0</b>
CHANGES FROM FY 2020-21 APPROPRIATION						
Annualize prior year budget actions	\$500,366	\$0	\$127,238	\$259,366	\$113,762	0.0
Annualize prior year legislation	15	0	15	0	0	0.0
Align cash & reappropriated spending authority	(8,946,380)	0	(1,983,426)	(6,962,954)	0	0.0
Indirect cost assessment	(541,485)	0	5,678	7,874	(555,037)	0.0
<b>TOTAL FY 2021-22 LONG BILL APPROPRIATION</b>	<b>\$54,617,954</b>	<b>\$0</b>	<b>\$13,232,684</b>	<b>\$38,878,102</b>	<b>\$2,507,168</b>	<b>155.0</b>
\$ Change from prior year	(\$8,987,484)	\$0	(\$1,850,495)	(\$6,695,714)	(\$441,275)	0.0
% Change from prior year	(14.1%)	n/a	(12.3%)	(14.7%)	(15.0%)	0.0%

**CANTEEN OPERATION:** The Canteen Operation provides personal items for purchase by inmates, including toiletries, snack foods, televisions, phone services, and other approved items. The Canteen Operation is fully supported by cash funds from sales of canteen products to inmates and is an enterprise. The associated revenue is excluded from the definition of state fiscal year spending under Section 20 of Article X of the State Constitution (TABOR). Canteen appropriations are shown for informational purposes only pursuant to Section 17-24-126 (1), C.R.S.



CANTEEN OPERATION						
	TOTAL FUNDS	GENERAL FUND	CASH FUNDS	REAPPROPRIATED FUNDS	FEDERAL FUNDS	FTE
<b>FY 2020-21 APPROPRIATION</b>	<b>\$21,447,188</b>	<b>\$0</b>	<b>\$21,447,188</b>	<b>\$0</b>	<b>\$0</b>	<b>28.0</b>
<b>CHANGES FROM FY 2020-21 APPROPRIATION</b>						
Indirect cost assessment	\$3,568	\$0	\$3,568	\$0	\$0	0.0
Annualize prior year legislation	9	0	9	0	0	0.0
<b>TOTAL FY 2021-22 LONG BILL APPROPRIATION</b>	<b>\$21,450,765</b>	<b>\$0</b>	<b>\$21,450,765</b>	<b>\$0</b>	<b>\$0</b>	<b>28.0</b>
\$ Change from prior year	\$3,577	\$0	\$3,577	\$0	\$0	0.0
% Change from prior year	0.0%	n/a	0.0%	n/a	n/a	0.0%

# DEPARTMENT OF EDUCATION

**Description:** The Department supports the State Board of Education in its duty to exercise general supervision over public schools, including accrediting public schools and school districts. The Department distributes state and federal funds to school districts and it administers a variety of education-related programs, including educator licensure, education programs for children with special needs, English language proficiency programs, the Colorado Preschool Program, and a variety of grant programs. The Department develops and maintains state model content standards, and administers associated assessments. The Department also includes three independent agencies:

- 1 The Board of Trustees for the Colorado School for the Deaf and the Blind, a state-funded school in Colorado Springs which provides educational services to eligible children and youth.
- 2 The State Charter School Institute Board, which is responsible for authorizing and monitoring institute charter schools in various school districts.
- 3 The Public School Capital Construction Assistance Board, which is responsible for assessing public school construction needs statewide and making recommendations concerning the prioritization and allocation of state financial assistance for school construction projects.

Finally, in addition to its responsibilities related to public schools, the Department is charged with encouraging resource sharing among libraries statewide and ensuring equal access to information for all Coloradans.

DEPARTMENT OF EDUCATION						
	TOTAL FUNDS	GENERAL FUND <sup>1</sup>	CASH FUNDS	REAPPROPRIATED FUNDS	FEDERAL FUNDS	FTE
FY 2020-21 Appropriation	\$5,899,878,728	\$4,009,775,298	\$1,072,522,606	\$39,999,728	\$777,581,096	609.0
Long Bill supplemental	6,071	6,071	0	0	0	0.0
<b>FY 2020-21 Adjusted Appropriation</b>	<b>\$5,899,884,799</b>	<b>\$4,009,781,369</b>	<b>\$1,072,522,606</b>	<b>\$39,999,728</b>	<b>\$777,581,096</b>	<b>609.0</b>
<b>CHANGES FROM FY 2020-21 APPROPRIATION</b>						
Total program increase	\$118,095,535	(\$190,830,786)	\$308,926,321	\$0	\$0	0.0
Categorical programs increase	6,889,468	0	6,889,468	0	0	0.0
CSI mill levy equalization restoration	2,800,000	1,400,000	0	1,400,000	0	0.0
Centrally appropriated line items	1,994,885	223,255	222,672	833,139	715,819	0.0
Annualize prior year budget actions	713,216	913,216	0	(200,000)	0	0.0
State grants to libraries restoration	500,000	500,000	0	0	0	0.0
Indirect cost assessments	464,594	0	44,081	0	420,513	0.0
Facility schools adjustment	340,475	0	340,475	0	0	0.0
CSDB teacher salary increase restoration	79,329	79,329	0	0	0	0.0
School finance admin adjustment	0	3,117,521	0	(3,117,521)	0	0.0
Fund source adjustments	0	(32,730)	0	32,730	0	0.0
Annualize prior year legislation	(191,924,815)	(37,681,691)	3,598,275	152,221	(157,993,620)	0.4
Start smart adjustment	(900,000)	(900,000)	900,000	(900,000)	0	0.0
Assessment technical adjustment	(704,720)	0	(735,956)	0	31,236	0.0
Personal services and operating reductions	(593,918)	(117,624)	(476,294)	0	0	(0.8)
School lunch protection adjustment	(550,000)	(550,000)	0	0	0	0.0
Other technical adjustments	(294,728)	0	(294,726)	(2)	0	0.0
Return unused appropriations	(250,000)	0	(250,000)	0	0	0.0
<b>TOTAL FY 2021-22 LONG BILL APPROPRIATION</b>	<b>\$5,836,544,120</b>	<b>\$3,785,901,859</b>	<b>\$1,391,686,922</b>	<b>\$38,200,295</b>	<b>\$620,755,044</b>	<b>608.6</b>
\$ Change from prior year	(\$63,340,679)	(\$223,879,510)	\$319,164,316	(\$1,799,433)	(\$156,826,052)	(0.4)
% Change from prior year	(1.1%)	(5.6%)	29.8%	(4.5%)	(20.2%)	(0.1%)

<sup>1</sup> Includes General Fund Exempt. See Appendix D for more information.

## DESCRIPTION OF INCREMENTAL CHANGES

**LONG BILL SUPPLEMENTAL:** The bill includes the following adjustments to FY 2020-21 appropriations:

- An increase of \$6,071 General Fund for vehicle lease payments at the Colorado School for the Deaf and the Blind.
- The bill also adjusts the portion of General Fund appropriations from the General Fund Exempt account.

**TOTAL PROGRAM INCREASE:** The bill includes an increase of \$118.1 million total funds (including a decrease of \$190.8 million General Fund that is offset by an increase in cash funds) for the State Share of Districts' Total Program Funding. Pursuant to current law, the bill includes the state funding necessary to maintain the budget stabilization factor in FY 2021-22 at the final level approved for FY 2020-21 (\$1,052,661,912).

**CATEGORICAL PROGRAMS INCREASE:** The bill includes an increase of \$6.9 million cash funds from the State Education Fund in order to increase total *state* spending on categorical programs by 2.0 percent, based on the rate of inflation from CY 2020. The State Constitution requires the General Assembly to increase *total state funding* for all categorical programs (in aggregate) by at least the rate of inflation in FY 2021-22. The following table shows the allocation of the increase among categorical programs.

INFLATIONARY INCREASES FOR CATEGORICAL PROGRAMS				
LONG BILL LINE ITEM	FY 2020-21 APPROPRIATION	CHANGE	FY 2021-22 LONG BILL (STATE FUNDS)	PERCENT CHANGE
Special Education - Children with Disabilities	\$206,223,158	\$3,931,475	\$210,154,633	1.9%
English Language Proficiency Program	24,105,549	1,152,193	25,257,742	4.8%
Public School Transportation	61,582,729	1,189,233	62,771,962	1.9%
Career and Technical Education Programs	27,778,242	466,119	28,244,361	1.7%
Special Education - Gifted and Talented Children	12,844,494	150,448	12,994,942	1.2%
Expelled and At-risk Student Services Grant Program	9,493,560	0	9,493,560	0.0%
Small Attendance Center Aid	1,314,250	0	1,314,250	0.0%
Comprehensive Health Education	1,131,396	0	1,131,396	0.0%
<b>TOTAL</b>	<b>\$344,473,378</b>	<b>\$6,889,468</b>	<b>\$351,362,846</b>	<b>2.0%</b>

**CSI MILL LEVY EQUALIZATION RESTORATION:** The bill includes an increase of \$2.8 million total funds (including \$1.4 million General Fund and \$1.4 million reappropriated funds) for Charter School Institute (CSI) mill levy equalization. The increase restores funding to the level of the FY 2019-20 appropriation.

**CENTRALLY APPROPRIATED LINE ITEMS:** The bill includes the following adjustments to centrally appropriated line items.

CENTRALLY APPROPRIATED LINE ITEMS						
	TOTAL FUNDS	GENERAL FUND	CASH FUNDS	REAPPROPRIATED FUNDS	FEDERAL FUNDS	FTE
Salary survey	\$1,570,896	\$515,245	\$244,564	\$190,219	\$620,868	0.0
Payment to risk management and property funds	314,031	314,031	0	0	0	0.0
Health, life, and dental	285,125	31,185	28,781	158,838	66,321	0.0
Capitol Complex leased space	170,626	51,188	20,440	33,187	65,811	0.0
PERA direct distribution	37,405	(467,715)	(2,622)	507,742	0	0.0
Leased space	5,335	(30,069)	34,521	33,067	(32,184)	0.0
Administrative law judges	4,975	0	4,116	859	0	0.0
Vehicle lease payments	4,773	4,773	0	0	0	0.0
AED	3,898	(3,354)	(15,952)	12,508	10,696	0.0
SAED	3,898	(3,354)	(15,952)	12,508	10,696	0.0
Legal services	2,667	1,542	1,057	68	0	0.0
Payments to OIT	(217,532)	(93,670)	(32,390)	(91,472)	0	0.0
CORE operations	(86,403)	(33,466)	(33,473)	(19,464)	0	0.0
Workers' compensation	(70,070)	(31,298)	(9,144)	(4,735)	(24,893)	0.0

CENTRALLY APPROPRIATED LINE ITEMS						
	TOTAL FUNDS	GENERAL FUND	CASH FUNDS	REAPPROPRIATED FUNDS	FEDERAL FUNDS	FTE
Shift differential	(30,214)	(30,214)	0	0	0	0.0
Short-term disability	(4,525)	(1,569)	(1,274)	(186)	(1,496)	0.0
<b>TOTAL</b>	<b>\$1,994,885</b>	<b>\$223,255</b>	<b>\$222,672</b>	<b>\$833,139</b>	<b>\$715,819</b>	<b>0.0</b>

**ANNUALIZE PRIOR YEAR BUDGET ACTIONS:** The bill includes adjustments for the second-year impact of prior year budget actions.

ANNUALIZE PRIOR YEAR BUDGET ACTIONS						
	TOTAL FUNDS	GENERAL FUND	CASH FUNDS	REAPPROPRIATED FUNDS	FEDERAL FUNDS	FTE
Restore health, life, and dental reduction	\$863,216	\$863,216	\$0	\$0	\$0	0.0
Educator perception	50,000	50,000	0	0	0	0.0
Colorado Talking Book Library	(200,000)	0	0	(200,000)	0	0.0
<b>TOTAL</b>	<b>\$713,216</b>	<b>\$913,216</b>	<b>\$0</b>	<b>(\$200,000)</b>	<b>\$0</b>	<b>0.0</b>

**STATE GRANTS TO LIBRARIES RESTORATION:** The bill includes an increase of \$500,000 General Fund to restore funding for the State Grants to Publicly-supported Libraries Program to the same level as the FY 2019-20 appropriation.

**INDIRECT COST ASSESSMENTS:** The bill includes a net increase in the Department’s indirect cost assessments.

**FACILITY SCHOOLS ADJUSTMENT:** The bill an increase of \$340,475 cash funds from the State Education Fund to align appropriations for Facility School Funding with the statutory formula and with estimated pupil counts for FY 2021-22.

**CSDB TEACHER SALARY INCREASE RESTORATION:** The bill includes an increase of \$79,329 General Fund to support teacher salary increases awarded at the School for the Deaf and the Blind *in FY 2020-21*. The school absorbed those costs within its existing funding for the current year but the bill includes the additional funds for FY 2021-22.

**SCHOOL FINANCE ADMIN ADJUSTMENT:** The bill includes a change to the fund sources supporting the School Finance Administration line item and the associated centrally appropriated amounts. The bill funds those items (totaling \$3.1 million) directly from the General Fund rather than withholding funds from the State Share of Districts’ Total Program Funding line item.

**FUND SOURCE ADJUSTMENTS:** The bill includes a net increase in reappropriated funds offset by a decrease in General Fund, primarily driven by an increase in the amount of facility schools funding anticipated to be available to the Colorado School for the Deaf and the Blind (reducing the required amount of General Fund).

**ANNUALIZE PRIOR YEAR LEGISLATION:** The bill includes adjustments for out-year impacts of prior year legislation.

ANNUALIZE PRIOR YEAR LEGISLATION						
	TOTAL FUNDS	GENERAL FUND	CASH FUNDS	REAPPROPRIATED FUNDS	FEDERAL FUNDS	FTE
HB 20-1427 (Cigarette Tobacco and Nicotine Products Tax)	\$5,000,000	\$0	\$5,000,000	\$0	\$0	0.0
HB 20-1379 (Suspend PERA DD)	1,220,885	870,498	198,219	152,168	0	0.0
HB 20-1032 (Timing K12 Education Standards Review)	131,515	131,515	0	0	0	0.0
SB 18-200 (PERA unfunded liability)	402	131	56	53	162	0.0
HB 20-1418 (School Finance)	(158,418,527)	1,175,255	(1,600,000)	0	(157,993,782)	0.4
HB 21B-1001 (Improve Internet Access in Education)	(20,000,000)	(20,000,000)	0	0	0	0.0

ANNUALIZE PRIOR YEAR LEGISLATION						
	TOTAL FUNDS	GENERAL FUND	CASH FUNDS	REAPPROPRIATED FUNDS	FEDERAL FUNDS	FTE
SB 21-053 (FY 2020-21 Mid-year School Funding)	(19,859,090)	(19,859,090)	0	0	0	0.0
<b>TOTAL</b>	<b>(\$191,924,815)</b>	<b>(\$37,681,691)</b>	<b>\$3,598,275</b>	<b>\$152,221</b>	<b>(\$157,993,620)</b>	<b>0.4</b>

**START SMART ADJUSTMENT:** The bill includes a reduction of \$900,000 General Fund from the Start Smart Nutrition Program Fund line item (and a corresponding fund source adjustment for the Start Smart Nutrition Program line item) based on the available fund balance in the cash fund. The cash fund has sufficient balance to support the program's anticipated expenditures in FY 2021-22 without an infusion of additional General Fund.

**ASSESSMENT TECHNICAL ADJUSTMENT:** The bill includes a net reduction of \$704,720 total funds (with no General Fund) to align appropriations for the Statewide Assessment Program with anticipated contract costs for FY 2021-22 based on current law requirements for the assessment program.

**PERSONAL SERVICES AND OPERATING REDUCTIONS:** The bill includes reductions totaling \$593,918 total funds (including \$117,624 General Fund) and a net reduction of 0.8 FTE from a variety of line items. The following table reflects the adjustments to each line item.

PERSONAL SERVICES AND OPERATING REDUCTIONS						
	TOTAL FUNDS	GENERAL FUND	CASH FUNDS	REAPPROPRIATED FUNDS	FEDERAL FUNDS	FTE
Financial transparency system maintenance	(\$373,880)	\$0	(\$373,880)	\$0	\$0	1.0
Statewide assessment program	(50,000)	0	(50,000)	0	0	(1.0)
State Board of Education	(35,417)	(35,417)	0	0	0	0.0
Breakfast after the bell	(24,987)	(24,987)	0	0	0	(0.3)
School finance administration	(24,970)	(24,970)	0	0	0	(0.5)
B.E.S.T. financial assistance priority assessment	(15,000)	0	(15,000)	0	0	0.0
Content specialists	(15,000)	0	(15,000)	0	0	0.0
English language learners technical assistance	(15,000)	(15,000)	0	0	0	0.0
Educator effectiveness unit administration	(12,500)	0	(12,500)	0	0	0.0
Information technology services	(10,000)	(10,000)	0	0	0	0.0
Preschool to postsecondary education alignment	(9,914)	0	(9,914)	0	0	0.0
Longitudinal analyses of student assessment results	(4,250)	(4,250)	0	0	0	0.0
General department and program administration	(3,000)	(3,000)	0	0	0	0.0
<b>TOTAL</b>	<b>(\$593,918)</b>	<b>(\$117,624)</b>	<b>(\$476,294)</b>	<b>\$0</b>	<b>\$0</b>	<b>(0.8)</b>

**SCHOOL LUNCH PROTECTION ADJUSTMENT:** The bill includes a decrease of \$550,000 General Fund from the Child Nutrition School Lunch Protection Program line item to better align the appropriation with anticipated expenditures. Based on the Department's estimated costs for FY 2021-22, the reduction will not affect any distributions to schools.

**OTHER TECHNICAL ADJUSTMENTS:** The bill includes a reduction of \$294,728 total funds (with no General Fund) for three technical adjustments:

- A net reduction of \$294,715 cash funds to align appropriations for the State Aid for Charter School Facilities line item with available revenues.
- A reduction of \$10 from the State Education Fund to align with the State's FY 2021-22 dues for the Interstate Compact on Educational Opportunity for Military Children.
- A reduction of \$3 total funds for outreach services at the Colorado School for the Deaf and the Blind.

**RETURN UNUSED APPROPRIATIONS:** The bill includes a reduction of \$250,000 cash funds from the State Education Fund from the At-risk Supplemental Aid line item to better align the appropriation for At-risk Supplemental Aid with anticipated expenditures in FY 2021-22.

## SUMMARY OF CHANGES BY LONG BILL DIVISION

SUMMARY TABLE FOR DEPARTMENT OF EDUCATION						
	TOTAL FUNDS	GENERAL FUND <sup>1</sup>	CASH FUNDS	REAPPROPRIATED FUNDS	FEDERAL FUNDS	FTE
FY 2020-21 Appropriation	\$5,899,878,728	\$4,009,775,298	\$1,072,522,606	\$39,999,728	\$777,581,096	609.0
Long Bill supplemental	6,071	6,071	0	0	0	0.0
<b>FY 2020-21 Adjusted Appropriation</b>	<b>\$5,899,884,799</b>	<b>\$4,009,781,369</b>	<b>\$1,072,522,606</b>	<b>\$39,999,728</b>	<b>\$777,581,096</b>	<b>609.0</b>
CHANGES FROM FY 2020-21 BY LONG BILL DIVISION						
Management and Administration	\$6,151,309	\$4,630,312	(\$343,375)	\$1,084,816	\$779,556	(1.0)
Assistance to Public Schools	(69,845,967)	(229,031,052)	319,507,690	(2,716,983)	(157,605,622)	0.6
Library Programs	300,022	500,007	1	(200,000)	14	0.0
School for the Deaf and the Blind	53,957	21,223	0	32,734	0	0.0
<b>TOTAL FY 2021-22 LONG BILL APPROPRIATION</b>	<b>\$5,836,544,120</b>	<b>\$3,785,901,859</b>	<b>\$1,391,686,922</b>	<b>\$38,200,295</b>	<b>\$620,755,044</b>	<b>608.6</b>
\$ Change from prior year	(\$63,340,679)	(\$223,879,510)	\$319,164,316	(\$1,799,433)	(\$156,826,052)	(0.4)
% Change from prior year	(1.1%)	(5.6%)	29.8%	(4.5%)	(20.2%)	(0.1%)

<sup>1</sup> Includes General Fund Exempt. See Appendix D for more information.

## APPROPRIATION DETAIL BY LONG BILL DIVISION

**MANAGEMENT AND ADMINISTRATION:** This section provides funding and staff for the State Board of Education, for the administration of a variety of programs, and for general department administration, including human resources, budgeting, accounting, information management, and facilities maintenance. This section also includes funding for licensing educators, the Division of On-line Learning, administration of the Colorado Student Assessment Program, and the State Charter School Institute.

MANAGEMENT AND ADMINISTRATION						
	TOTAL FUNDS	GENERAL FUND	CASH FUNDS	REAPPROPRIATED FUNDS	FEDERAL FUNDS	FTE
<b>FY 2020-21 Appropriation</b>	<b>\$111,204,933</b>	<b>\$21,844,012</b>	<b>\$34,001,717</b>	<b>\$31,653,676</b>	<b>\$23,705,528</b>	<b>169.9</b>
CHANGES FROM FY 2020-21 APPROPRIATION						
CSI mill levy equalization restoration	\$2,800,000	\$1,400,000	\$0	\$1,400,000	\$0	0.0
Centrally appropriated line items	2,020,326	248,696	222,672	833,139	715,819	0.0
Annualize prior year legislation	1,221,000	870,547	198,242	152,197	14	0.0
Annualize prior year budget actions	863,216	863,216	0	0	0	0.0
Indirect cost assessments	76,568	0	44,081	0	32,487	0.0
Fund source adjustments	0	0	0	0	0	0.0
School finance admin adjustment	0	1,300,520	0	(1,300,520)	0	0.0
Assessment technical adjustment	(704,720)	0	(735,956)	0	31,236	0.0
Personal services and operating reductions	(125,081)	(52,667)	(72,414)	0	0	(1.0)
<b>TOTAL FY 2021-22 LONG BILL APPROPRIATION</b>	<b>\$117,356,242</b>	<b>\$26,474,324</b>	<b>\$33,658,342</b>	<b>\$32,738,492</b>	<b>\$24,485,084</b>	<b>168.9</b>
\$ Change from prior year	\$6,151,309	\$4,630,312	(\$343,375)	\$1,084,816	\$779,556	(1.0)
% Change from prior year	5.5%	21.2%	(1.0%)	3.4%	3.3%	(0.6%)

**ASSISTANCE TO PUBLIC SCHOOLS:** This section includes all funding that is distributed to public schools or is used to directly support public schools. This section is comprised of the following subsections:

- 1 Public School Finance
- 2 Categorical Programs
- 3 Grant Programs, Distributions, and Other Assistance
- 4 Indirect Cost Assessment

ASSISTANCE TO PUBLIC SCHOOLS						
	TOTAL FUNDS	GENERAL FUND <sup>1</sup>	CASH FUNDS	REAPPROPRIATED FUNDS	FEDERAL FUNDS	FTE
FY 2020-21 Appropriation	\$5,762,300,089	\$3,970,434,122	\$1,037,163,477	\$4,118,845	\$750,583,645	223.8
Long Bill supplemental	0	0	0	0	0	0.0
<b>FY 2020-21 Adjusted Appropriation</b>	<b>\$5,762,300,089</b>	<b>\$3,970,434,122</b>	<b>\$1,037,163,477</b>	<b>\$4,118,845</b>	<b>\$750,583,645</b>	<b>223.8</b>
CHANGES FROM FY 2020-21 APPROPRIATION						
Public School Finance	\$63,987,611	(\$208,897,845)	\$311,702,442	(\$1,816,986)	(\$37,000,000)	0.5
Categorical Programs	6,889,544	0	6,889,468	0	76	0.0
Grant Programs, Distributions, and Other Assistance	(141,111,148)	(20,133,207)	915,780	(899,997)	(120,993,724)	0.1
Indirect Cost Assessment	388,026	0	0	0	388,026	0.0
<b>TOTAL FY 2021-22 LONG BILL APPROPRIATION</b>	<b>\$5,692,454,122</b>	<b>\$3,741,403,070</b>	<b>\$1,356,671,167</b>	<b>\$1,401,862</b>	<b>\$592,978,023</b>	<b>224.4</b>
\$ Change from prior year	(\$69,845,967)	(\$229,031,052)	\$319,507,690	(\$2,716,983)	(\$157,605,622)	0.6
% Change from prior year	(1.2%)	(5.8%)	30.8%	(66.0%)	(21.0%)	0.3%

<sup>1</sup> Includes General Fund Exempt. See Appendix D for more information.

### ASSISTANCE TO PUBLIC SCHOOLS SUBSECTION DETAIL

*PUBLIC SCHOOL FINANCE:* This subsection reflects appropriations related to the state share of funding required pursuant to the School Finance Act of 1994, as amended. The local share of public school funding is not reflected in the appropriation to the Department.

ASSISTANCE TO PUBLIC SCHOOLS, PUBLIC SCHOOL FINANCE						
	TOTAL FUNDS	GENERAL FUND <sup>1</sup>	CASH FUNDS	REAPPROPRIATED FUNDS	FEDERAL FUNDS	FTE
FY 2020-21 Appropriation	\$4,321,227,945	\$3,772,795,009	\$509,615,950	\$1,816,986	\$37,000,000	17.9
Long Bill supplemental	0	0	0	0	0	0.0
<b>FY 2020-21 Adjusted Appropriation</b>	<b>\$4,321,227,945</b>	<b>\$3,772,795,009</b>	<b>\$509,615,950</b>	<b>\$1,816,986</b>	<b>\$37,000,000</b>	<b>17.9</b>
CHANGES FROM FY 2020-21 APPROPRIATION						
Total program increase	\$118,095,535	(\$190,830,786)	\$308,926,321	\$0	\$0	0.0
School finance admin adjustment	0	1,817,001	0	(1,817,001)	0	0.0
Fund source adjustments	0	0	0	0	0	0.0
Annualize prior year legislation	(53,459,074)	(19,859,090)	3,400,001	15	(37,000,000)	0.0
Personal services and operating reductions	(398,850)	(24,970)	(373,880)	0	0	0.5
Return unused appropriations	(250,000)	0	(250,000)	0	0	0.0
<b>TOTAL FY 2021-22 LONG BILL APPROPRIATION</b>	<b>\$4,385,215,556</b>	<b>\$3,563,897,164</b>	<b>\$821,318,392</b>	<b>\$0</b>	<b>\$0</b>	<b>18.4</b>
\$ Change from prior year	\$63,987,611	(\$208,897,845)	\$311,702,442	(\$1,816,986)	(\$37,000,000)	0.5

**ASSISTANCE TO PUBLIC SCHOOLS, PUBLIC SCHOOL FINANCE**

	TOTAL FUNDS	GENERAL FUND <sup>1</sup>	CASH FUNDS	REAPPROPRIATED FUNDS	FEDERAL FUNDS	FTE
% Change from prior year	1.5%	(5.5%)	61.2%	(100.0%)	(100.0%)	2.8%

<sup>1</sup> Includes General Fund Exempt. See Appendix D for more information.

*CATEGORICAL PROGRAMS:* This subsection includes appropriations for all "categorical programs", which are programs designed to serve particular groups of students (e.g., students with limited English proficiency) or particular student needs (e.g., transportation). The passage of Amendment 23 in 2000 defined this group of programs in Section 17 (2)(a) of Article IX of the State Constitution.

**ASSISTANCE TO PUBLIC SCHOOLS, CATEGORICAL PROGRAMS**

	TOTAL FUNDS	GENERAL FUND	CASH FUNDS	REAPPROPRIATED FUNDS	FEDERAL FUNDS	FTE
<b>FY 2020-21 Appropriation</b>	<b>\$512,645,217</b>	<b>\$163,765,474</b>	<b>\$181,157,904</b>	<b>\$191,090</b>	<b>\$167,530,749</b>	<b>73.1</b>
<b>CHANGES FROM FY 2020-21 APPROPRIATION</b>						
Categorical programs increase	\$6,889,468	\$0	\$6,889,468	\$0	\$0	0.0
Annualize prior year legislation	76	0	0	0	76	0.0
<b>TOTAL FY 2021-22 LONG BILL APPROPRIATION</b>	<b>\$519,534,761</b>	<b>\$163,765,474</b>	<b>\$188,047,372</b>	<b>\$191,090</b>	<b>\$167,530,825</b>	<b>73.1</b>
\$ Change from prior year	\$6,889,544	\$0	\$6,889,468	\$0	\$76	0.0
% Change from prior year	1.3%	0.0%	3.8%	0.0%	0.0%	0.0%

*GRANT PROGRAMS, DISTRIBUTIONS, AND OTHER ASSISTANCE:* This subsection includes funding for a variety of education-related grant programs and programs that distribute funds to public schools, other than those programs that are defined as categorical programs.

**ASSISTANCE TO PUBLIC SCHOOLS, GRANT PROGRAMS, DISTRIBUTIONS, AND OTHER ASSISTANCE**

	TOTAL FUNDS	GENERAL FUND	CASH FUNDS	REAPPROPRIATED FUNDS	FEDERAL FUNDS	FTE
<b>FY 2020-21 Appropriation</b>	<b>\$925,219,840</b>	<b>\$33,873,639</b>	<b>\$346,364,623</b>	<b>\$2,055,198</b>	<b>\$542,926,380</b>	<b>132.8</b>
<b>CHANGES FROM FY 2020-21 APPROPRIATION</b>						
Facility schools adjustment	\$340,475	\$0	\$340,475	\$0	\$0	0.0
Annualize prior year budget actions	50,000	50,000	0	0	0	0.0
Annualize prior year legislation	(139,686,911)	(18,693,220)	30	3	(120,993,724)	0.4
Start smart adjustment	(900,000)	(900,000)	900,000	(900,000)	0	0.0
School lunch protection adjustment	(550,000)	(550,000)	0	0	0	0.0
Other technical adjustments	(294,725)	0	(294,725)	0	0	0.0
Personal services and operating reductions	(69,987)	(39,987)	(30,000)	0	0	(0.3)
<b>TOTAL FY 2021-22 LONG BILL APPROPRIATION</b>	<b>\$784,108,692</b>	<b>\$13,740,432</b>	<b>\$347,280,403</b>	<b>\$1,155,201</b>	<b>\$421,932,656</b>	<b>132.9</b>
\$ Change from prior year	(\$141,111,148)	(\$20,133,207)	\$915,780	(\$899,997)	(\$120,993,724)	0.1
% Change from prior year	(15.3%)	(59.4%)	0.3%	(43.8%)	(22.3%)	0.1%

*INDIRECT COST ASSESSMENT:* This subsection reflects all of the indirect cost assessments against fund sources within the Assistance to Public Schools division. Major fund sources include federal funds in the Special Education Programs for Children with Disabilities line item and the Appropriated Sponsored Programs line item, with relatively minor contributions from cash and reappropriated fund sources within the division.



ASSISTANCE TO PUBLIC SCHOOLS, INDIRECT COST ASSESSMENT						
	TOTAL FUNDS	GENERAL FUND	CASH FUNDS	REAPPROPRIATED FUNDS	FEDERAL FUNDS	FTE
<b>FY 2020-21 Appropriation</b>	<b>\$3,207,087</b>	<b>\$0</b>	<b>\$25,000</b>	<b>\$55,571</b>	<b>\$3,126,516</b>	<b>0.0</b>
CHANGES FROM FY 2020-21 APPROPRIATION						
Indirect cost assessments	\$388,026	\$0	\$0	\$0	\$388,026	0.0
<b>TOTAL FY 2021-22 LONG BILL APPROPRIATION</b>	<b>\$3,595,113</b>	<b>\$0</b>	<b>\$25,000</b>	<b>\$55,571</b>	<b>\$3,514,542</b>	<b>0.0</b>
\$ Change from prior year	\$388,026	\$0	\$0	\$0	\$388,026	0.0
% Change from prior year	12.1%	n/a	0.0%	0.0%	12.4%	n/a

**LIBRARY PROGRAMS:** This section contains appropriations for all library-related programs. There are approximately 1,550 publicly-funded libraries in Colorado, including institutional libraries (e.g., nursing homes, correctional institutions, etc.), as well as libraries operated by school districts, higher education institutions, and counties and municipalities. General Fund and federal funds provide the majority of support for library programs. Transfers from the Colorado Telephone Users with Disabilities Fund to support the Colorado Talking Book Library, as well as privately operated reading services for the blind are reflected as reappropriated funds.

LIBRARY PROGRAMS						
	TOTAL FUNDS	GENERAL FUND	CASH FUNDS	REAPPROPRIATED FUNDS	FEDERAL FUNDS	FTE
<b>FY 2020-21 Appropriation</b>	<b>\$9,204,590</b>	<b>\$4,915,255</b>	<b>\$287,412</b>	<b>\$710,000</b>	<b>\$3,291,923</b>	<b>38.1</b>
CHANGES FROM FY 2020-21 APPROPRIATION						
State grants to libraries restoration	\$500,000	\$500,000	\$0	\$0	\$0	0.0
Annualize prior year legislation	22	7	1	0	14	0.0
Annualize prior year budget actions	(200,000)	0	0	(200,000)	0	0.0
<b>TOTAL FY 2021-22 LONG BILL APPROPRIATION</b>	<b>\$9,504,612</b>	<b>\$5,415,262</b>	<b>\$287,413</b>	<b>\$510,000</b>	<b>\$3,291,937</b>	<b>38.1</b>
\$ Change from prior year	\$300,022	\$500,007	\$1	(\$200,000)	\$14	0.0
% Change from prior year	3.3%	10.2%	0.0%	(28.2%)	0.0%	0.0%

**SCHOOL FOR THE DEAF AND THE BLIND:** The Colorado School for the Deaf and the Blind (CSDB) provides educational services for children throughout the state who are deaf, hearing impaired, blind, or visually impaired, and under the age of 21. In FY 2019-20, the School had an on-campus enrollment of 200 students (ages 3 to 21), including 127 deaf/hard of hearing students and 73 blind/visually impaired students. In addition to the on-campus enrollment, the school provided in-home services to 476 children from birth to age 3 (and their families) through the early intervention (CO-Hears) program and 166 children from birth to age 8 through the Early Literacy Development Initiative (ELDI). The school also provided "outreach" services to 125 school-age students being served in local districts, supported in part by fees paid by the local school districts.

SCHOOL FOR THE DEAF AND THE BLIND						
	TOTAL FUNDS	GENERAL FUND	CASH FUNDS	REAPPROPRIATED FUNDS	FEDERAL FUNDS	FTE
FY 2020-21 Appropriation	\$17,169,116	\$12,581,909	\$1,070,000	\$3,517,207	\$0	177.2
Long Bill supplemental	6,071	6,071	0	0	0	0.0
<b>FY 2020-21 Adjusted Appropriation</b>	<b>\$17,175,187</b>	<b>\$12,587,980</b>	<b>\$1,070,000</b>	<b>\$3,517,207</b>	<b>\$0</b>	<b>177.2</b>
CHANGES FROM FY 2020-21 APPROPRIATION						

**SCHOOL FOR THE DEAF AND THE BLIND**

	TOTAL FUNDS	GENERAL FUND	CASH FUNDS	REAPPROPRIATED FUNDS	FEDERAL FUNDS	FTE
CSDB teacher salary increase restoration	\$79,329	\$79,329	\$0	\$0	\$0	0.0
Annualize prior year legislation	72	65	1	6	0	0.0
Fund source adjustments	0	(32,730)	0	32,730	0	0.0
Centrally appropriated line items	(25,441)	(25,441)	0	0	0	0.0
Other technical adjustments	(3)	0	(1)	(2)	0	0.0
<b>TOTAL FY 2021-22 LONG BILL APPROPRIATION</b>	<b>\$17,229,144</b>	<b>\$12,609,203</b>	<b>\$1,070,000</b>	<b>\$3,549,941</b>	<b>\$0</b>	<b>177.2</b>
\$ Change from prior year	\$53,957	\$21,223	\$0	\$32,734	\$0	0.0
% Change from prior year	0.3%	0.2%	0.0%	0.9%	n/a	0.0%

# OFFICE OF THE GOVERNOR

**Description:** The Department is comprised of the Office of the Governor, the Office of the Lieutenant Governor, the Office of State Planning and Budgeting, the Office of Economic Development and International Trade, and the Governor's Office of Information Technology.

GOVERNOR - LIEUTENANT GOVERNOR - STATE PLANNING AND BUDGETING						
	TOTAL FUNDS	GENERAL FUND	CASH FUNDS	REAPPROPRIATED FUNDS	FEDERAL FUNDS	FTE
<b>FY 2020-21 Appropriation</b>	<b>\$444,395,307</b>	<b>\$89,262,694</b>	<b>\$25,219,996</b>	<b>\$323,338,800</b>	<b>\$6,573,817</b>	<b>1,178.9</b>
<b>CHANGES FROM FY 2020-21 APPROPRIATION</b>						
(CEO) Wind down ReNew Our Schools program	(\$134,626)	(\$134,626)	\$0	\$0	\$0	0.0
(CEO) Redirect funds from cultivators energy management	(130,419)	(130,419)	0	0	0	0.0
(OEDIT) Replenish funding to FY19-20 base	1,497,000	1,497,000	0	0	0	0.0
(OIT) CBMS/PEAK funding adjustment	906,134	0	0	906,134	0	0.0
(OIT) Implement SB19-235 Automatic voter registration	136,240	0	0	136,240	0	0.0
(OIT) Budget efficiencies package	(12,062,328)	(74,000)	(201,600)	(11,786,728)	0	0.0
(OIT) Public Safety Network technical	(2,000,000)	0	0	(2,000,000)	0	0.0
(OIT) Leased space savings	(750,000)	0	0	(750,000)	0	0.0
Centrally appropriated line items	7,715,653	2,628,059	137,208	4,685,764	264,622	0.0
Annualize prior year budget actions	(48,472,229)	(17,781,828)	(6,510,786)	(24,179,615)	0	2.5
Annualize prior year legislation	(25,600,501)	(17,717,315)	(1,793,789)	(6,089,306)	(91)	(0.2)
Non-prioritized items	(148,048)	(47,474)	0	(100,574)	0	(3.5)
Technical changes	(37,110)	66,686	(272,540)	236,260	(67,516)	0.0
<b>TOTAL FY 2021-22 LONG BILL APPROPRIATION</b>	<b>\$365,315,073</b>	<b>\$57,568,777</b>	<b>\$16,578,489</b>	<b>\$284,396,975</b>	<b>\$6,770,832</b>	<b>1,177.7</b>
\$ Change from prior year	(\$79,080,234)	(\$31,693,917)	(\$8,641,507)	(\$38,941,825)	\$197,015	(1.2)
% Change from prior year	(17.8%)	(35.5%)	(34.3%)	(12.0%)	3.0%	(0.1%)

## DESCRIPTION OF INCREMENTAL CHANGES

**(CEO) WIND DOWN RENEW OUR SCHOOLS PROGRAM:** The bill includes a reduction of \$134,626 General Fund in FY 2021-22, annualizing to a \$173,000 General Fund reduction in FY 2022-23 and ongoing. The Renew Our Schools program reports its historical average electricity savings for participating schools is 7.0 percent. The budget package contains companion legislation to transfer \$38,374 in the repealed Public Schools Energy Efficiency Cash Fund to the General Fund in FY 2021-22. The \$38,374 General Fund in FY 2021-22 will retain the alumni portion of the program and the Office intends to use those funds to offer grants to past applicants based on their approved energy efficiency proposals.

**(CEO) REDIRECT FUNDS FROM CULTIVATORS ENERGY MANAGEMENT:** The bill includes a reduction of \$130,419 General Fund in FY 2021-22 and ongoing from funds appropriated to the Colorado Cultivator's Energy Management program, which launched as a pilot program in FY 2019-20. The Colorado Energy Office (CEO) administers the program, which provides energy management services to 15 licensed marijuana grow operations.

**(OEDIT) REPLENISH FUNDING TO FY19-20 BASE:** The bill includes a one-time increase of \$1,497,000 General Fund in FY 2021-22 to replenish the funding levels back to FY 2019-20 base appropriations. After one year, the General Fund will be replaced by revenue from limited gaming, transfers of which was temporarily suspended in anticipation of impacts from public health closures of gaming establishments. The increases include \$797,000 for

Creative Industries, \$500,000 for Destination Development and \$200,000 for the Office of Film, Television, and Media.

**(OIT) CBMS/PEAK FUNDING ADJUSTMENT:** The bill includes technical corrections, cost allocation adjustments and several other updates requested by OIT related to truing up Colorado Benefits Management System/PEAK funding that total \$906,134 reappropriated funds in FY 2021-22. These updates include an offset for Medical ID card printing from the Department of Health Care Policy and Financing budget, a rate adjustment for contracted pool hours, and an update to the federal Medicaid match associated with OIT FTE.

**(OIT) IMPLEMENT SB19-235 AUTOMATIC VOTER REGISTRATION:** The bill includes an increase of \$136,240 reappropriated funds for updates required to be made to CBMS to implement changes required by adoption of S.B. 19-235.

**(OIT) BUDGET EFFICIENCIES PACKAGE:** The bill includes a decrease of \$12.1 million total funds related to budget efficiencies identified by the Office of Information Technology, which are anticipated to cause very little if any disruption to its ability to deliver the services it provides to user agencies. Efficiencies were identified in every area of the Office’s budget in anticipation of continued revenue restrictions expected from economic effects of the pandemic. Even though revenue projections project strong recovery, the Office prioritizes other initiatives being debated at the General Assembly over replenishing any reductions in this change item.

**(OIT) PUBLIC SAFETY NETWORK TECHNICAL:** The bill includes a decrease of \$2.0 million reappropriated funds to correct a technical error in the annualization of H.B. 18-1325 (Trunked Radios System Coverage Gaps). Two years of General Fund transfers were included in the bill, which would annualize out of the budget in FY 2020-21 as prior year legislation. While the \$2.0 million General Fund was correctly removed from the FY 2020-21 Long Bill, the associated reappropriated funds spending authority was overlooked by executive branch and JBC staff.

**(OIT) LEASED SPACE SAVINGS:** The bill includes a reduction of \$750,000 reappropriated funds beginning in FY 2021-22 and ongoing related to OIT’s leased space. OIT maintains three leases funded through the Leased Space appropriation, which totaled about \$3.5 million reappropriated funds in FY 2020-21. The space includes two data centers, the eFORT Data Center and the Lakewood Data Center (LDC), as well as office and meeting space at the Pearl Plaza HQ. OIT expects contract negotiations will save \$750,000 in FY 2021-22.

**CENTRALLY APPROPRIATED LINE ITEMS:** The bill includes the following adjustments to centrally appropriated line items: state contributions for salary survey, health, life, and dental benefits; short-term disability; supplemental state contributions to the Public Employees' Retirement Association (PERA) pension fund; shift differential; salary survey; workers' compensation; legal services; administrative law judges; payment to risk management and property funds; vehicle lease payments; Capitol complex leased space; payments to the Governor’s Office of Information Technology (OIT); and CORE operations.

**ANNUALIZE PRIOR YEAR BUDGET ACTIONS:** The bill includes adjustments for the out-year impact of prior year budget actions.

ANNUALIZE PRIOR YEAR BUDGET ACTIONS						
	TOTAL FUNDS	GENERAL FUND	CASH FUNDS	REAPPROPRIATED FUNDS	FEDERAL FUNDS	FTE
(OEDIT) Reinstatement funding for one-time reductions	\$4,946,000	\$4,946,000	\$0	\$0	\$0	1.0
(OIT) FY20-21 Long Bill reorganization	2,272,172	2,272,172	0	0	0	0.0
(OIT) FY20-21 Improve network stability	686,691	0	0	686,691	0	0.0
(OIT) FY20-21 Data sharing pilot	417,477	0	0	417,477	0	1.5
(OIT) DHS Salesforce shield	263,164	0	0	263,164	0	0.0
(OEDIT) FY20-21 Strategic Fund transfer	(30,000,000)	(15,000,000)	0	(15,000,000)	0	0.0

ANNUALIZE PRIOR YEAR BUDGET ACTIONS						
	TOTAL FUNDS	GENERAL FUND	CASH FUNDS	REAPPROPRIATED FUNDS	FEDERAL FUNDS	FTE
(OEDIT) FY20-21 Advanced Industries transfer	(20,000,000)	(10,000,000)	0	(10,000,000)	0	0.0
Reflect revenue forecast Severance Tax	(6,500,000)	0	(6,500,000)	0	0	0.0
(OIT) FY20-21 HUM Trails	(309,920)	0	0	(309,920)	0	0.0
(OIT) FY20-21 NAT OGCC filing system	(112,200)	0	0	(112,200)	0	0.0
(OIT) FY20-21 HUM Replace phone systems	(105,792)	0	0	(105,792)	0	0.0
(OEDIT) FY20-21 Creative Districts spending authority	(10,786)	0	(10,786)	0	0	0.0
(OIT) FY20-21 Customer focused tools	(9,632)	0	0	(9,632)	0	0.0
(OIT) FY20-21 Disaster recovery staff	(9,403)	0	0	(9,403)	0	0.0
<b>TOTAL</b>	<b>(\$48,472,229)</b>	<b>(\$17,781,828)</b>	<b>(\$6,510,786)</b>	<b>(\$24,179,615)</b>	<b>\$0</b>	<b>2.5</b>

**ANNUALIZE PRIOR YEAR LEGISLATION:** The bill includes adjustments for out-year impacts of prior year legislation.

ANNUALIZE PRIOR YEAR LEGISLATION						
	TOTAL FUNDS	GENERAL FUND	CASH FUNDS	REAPPROPRIATED FUNDS	FEDERAL FUNDS	FTE
HB20-1379 Suspend PERA direct distribution	\$2,427,624	\$230,830	\$58,019	\$2,138,775	\$0	0.0
HB20-1153 Partnership for CO Jobs	27,906	0	27,906	0	0	0.1
SB20B-001 Small Business COVID Relief	(19,000,000)	(11,500,000)	0	(7,500,000)	0	0.0
SB19-006 E-Sales and Use Tax Simplification	(6,447,552)	(6,447,552)	0	0	0	0.0
HB18-1323 Pay for Success pilot	(1,809,600)	0	(1,809,600)	0	0	0.0
SB19-005 Import Canadian Prescription Medication	(296,160)	0	0	(296,160)	0	0.0
SB20-162 Federal Family First	(242,250)	0	0	(242,250)	0	0.0
SB19-073 Medical Directive System	(126,456)	0	0	(126,456)	0	0.0
SB21-042 Technical correction	(86,706)	0	(69,955)	(16,751)	0	0.0
HB19-1287 Opioids and Substance-use Treatment	(32,611)	0	0	(32,611)	0	(0.3)
SB20-163 School Immunizations	(8,664)	0	0	(8,664)	0	0.0
SB18-200 PERA unfunded liability	(6,032)	(593)	(159)	(5,189)	(91)	0.0
<b>TOTAL</b>	<b>(\$25,600,501)</b>	<b>(\$17,717,315)</b>	<b>(\$1,793,789)</b>	<b>(\$6,089,306)</b>	<b>(\$91)</b>	<b>(0.2)</b>

**NON-PRIORITIZED ITEMS:** The bill includes a decrease of \$148,048 total funds, including \$47,474 General Fund, for changes made in other agencies that effect appropriations to the Office of Information Technology.

**TECHNICAL CHANGES:** The bill includes a decrease of \$37,110 total funds, including an increase of \$66,686 General Fund to account for technical errors made in prior year appropriations.

## SUMMARY OF CHANGES BY LONG BILL DIVISION

SUMMARY TABLE FOR GOVERNOR - LIEUTENANT GOVERNOR - STATE PLANNING AND BUDGETING						
	TOTAL FUNDS	GENERAL FUND	CASH FUNDS	REAPPROPRIATED FUNDS	FEDERAL FUNDS	FTE
<b>FY 2020-21 Appropriation</b>	<b>\$444,395,307</b>	<b>\$89,262,694</b>	<b>\$25,219,996</b>	<b>\$323,338,800</b>	<b>\$6,573,817</b>	<b>1,178.9</b>
<b>CHANGES FROM FY 2020-21 BY LONG BILL DIVISION</b>						
Office of the Governor	(\$3,549,253)	\$2,422,662	(\$6,286,645)	\$117,715	\$197,015	0.1
Office of the Lieutenant Governor	0	0	0	0	0	0.0
Office of State Planning and Budgeting	(1,809,600)	0	(1,809,600)	0	0	0.0
Economic Development Programs	(62,800,686)	(29,957,024)	(343,662)	(32,500,000)	0	1.0
Office of Information Technology	(10,920,695)	(4,159,555)	(201,600)	(6,559,540)	0	(2.3)

**SUMMARY TABLE FOR GOVERNOR - LIEUTENANT GOVERNOR - STATE PLANNING AND BUDGETING**

	TOTAL FUNDS	GENERAL FUND	CASH FUNDS	REAPPROPRIATED FUNDS	FEDERAL FUNDS	FTE
<b>TOTAL FY 2021-22 LONG BILL APPROPRIATION</b>	<b>\$365,315,073</b>	<b>\$57,568,777</b>	<b>\$16,578,489</b>	<b>\$284,396,975</b>	<b>\$6,770,832</b>	<b>1,177.7</b>
\$ Change from prior year	(\$79,080,234)	(\$31,693,917)	(\$8,641,507)	(\$38,941,825)	\$197,015	(1.2)
% Change from prior year	(17.8%)	(35.5%)	(34.3%)	(12.0%)	3.0%	(0.1%)

**APPROPRIATION DETAIL BY LONG BILL DIVISION**

**OFFICE OF THE GOVERNOR (DIVISION):** Oversees operation of the executive branch of state government including coordination, direction, and planning of agency operations. The Office represents the state, and serves as a liaison with local and federal governments. Includes the core functions of a traditional executive director’s office, the Colorado Energy Office, and the Office of Saving People Money on Health Care.

<b>OFFICE OF THE GOVERNOR</b>						
	TOTAL FUNDS	GENERAL FUND	CASH FUNDS	REAPPROPRIATED FUNDS	FEDERAL FUNDS	FTE
<b>FY 2020-21 Appropriation</b>	<b>\$23,498,779</b>	<b>\$9,581,757</b>	<b>\$8,625,119</b>	<b>\$1,264,100</b>	<b>\$4,027,803</b>	<b>60.6</b>
<b>Changes from FY 2020-21 Appropriation</b>						
Centrally appropriated line items	\$2,988,531	\$2,525,124	\$137,208	\$61,577	\$264,622	0.0
Annualize prior year legislation	351,870	210,057	85,766	56,138	(91)	0.1
Annualize prior year budget actions	(6,500,000)	0	(6,500,000)	0	0	0.0
(CEO) Wind down ReNew Our Schools program	(134,626)	(134,626)	0	0	0	0.0
(CEO) Redirect funds from cultivators energy management	(130,419)	(130,419)	0	0	0	0.0
Technical changes	(77,135)	0	(9,619)	0	(67,516)	0.0
Non-prioritized items	(47,474)	(47,474)	0	0	0	0.0
<b>TOTAL FY 2021-22 LONG BILL APPROPRIATION</b>	<b>\$19,949,526</b>	<b>\$12,004,419</b>	<b>\$2,338,474</b>	<b>\$1,381,815</b>	<b>\$4,224,818</b>	<b>60.7</b>
\$ Change from prior year	(\$3,549,253)	\$2,422,662	(\$6,286,645)	\$117,715	\$197,015	0.1
% Change from prior year	(15.1%)	25.3%	(72.9%)	9.3%	4.9%	0.2%

**OFFICE OF THE LIEUTENANT GOVERNOR:** Directly oversees the Colorado Commission of Indian Affairs, Serve Colorado (commission on community service), and other initiatives. The Lieutenant Governor temporarily takes the Governor's place if the Governor is out of Colorado or is unable to perform his/her duties.

<b>OFFICE OF THE LIEUTENANT GOVERNOR</b>						
	TOTAL FUNDS	GENERAL FUND	CASH FUNDS	REAPPROPRIATED FUNDS	FEDERAL FUNDS	FTE
<b>FY 2020-21 Appropriation</b>	<b>\$841,947</b>	<b>\$840,763</b>	<b>\$1,184</b>	<b>\$0</b>	<b>\$0</b>	<b>7.0</b>
<b>CHANGES FROM FY 2020-21 APPROPRIATION</b>						
No changes	\$0	\$0	\$0	\$0	\$0	0.0
<b>TOTAL FY 2021-22 LONG BILL APPROPRIATION</b>	<b>\$841,947</b>	<b>\$840,763</b>	<b>\$1,184</b>	<b>\$0</b>	<b>\$0</b>	<b>7.0</b>
\$ Change from prior year	\$0	\$0	\$0	\$0	\$0	0.0
% Change from prior year	0.0%	0.0%	0.0%	n/a	n/a	0.0%

**OFFICE OF STATE PLANNING AND BUDGETING:** Develops executive branch budget requests, reviews and analyzes departmental expenditures, and prepares quarterly revenue and economic estimates for the state. Additionally, the Office implements the Results First initiative, a cost benefit analysis model initially developed by the Washington State Institute for Public Policy, and now supported by the Pew Charitable Trusts and the MacArthur Foundation, that aims to determine the monetary value of state policies and programs.

OFFICE OF STATE PLANNING AND BUDGETING						
	TOTAL FUNDS	GENERAL FUND	CASH FUNDS	REAPPROPRIATED FUNDS	FEDERAL FUNDS	FTE
<b>FY 2020-21 Appropriation</b>	<b>\$5,565,606</b>	<b>\$1,216,136</b>	<b>\$2,641,991</b>	<b>\$1,707,479</b>	<b>\$0</b>	<b>21.4</b>
CHANGES FROM FY 2020-21 APPROPRIATION						
Annualize prior year legislation	(\$1,809,600)	\$0	(\$1,809,600)	\$0	\$0	0.0
<b>TOTAL FY 2021-22 LONG BILL APPROPRIATION</b>	<b>\$3,756,006</b>	<b>\$1,216,136</b>	<b>\$832,391</b>	<b>\$1,707,479</b>	<b>\$0</b>	<b>21.4</b>
\$ Change from prior year	(\$1,809,600)	\$0	(\$1,809,600)	\$0	\$0	0.0
% Change from prior year	(32.5%)	0.0%	(68.5%)	0.0%	n/a	0.0%

**ECONOMIC DEVELOPMENT PROGRAMS:** The Office of Economic Development and International Trade assists in strengthening Colorado's prospects for long-term economic growth by providing broad-based support to businesses. The Office's support services include business funding and incentives, promotion of creative industries, international trade assistance, tourism promotion, minority business assistance, key industry promotion (including advanced industries, aerospace, and health and wellness), and film, television, and media industry development.

ECONOMIC DEVELOPMENT PROGRAMS						
	TOTAL FUNDS	GENERAL FUND	CASH FUNDS	REAPPROPRIATED FUNDS	FEDERAL FUNDS	FTE
<b>FY 2020-21 Appropriation</b>	<b>\$112,936,061</b>	<b>\$64,465,994</b>	<b>\$13,284,762</b>	<b>\$32,760,291</b>	<b>\$2,425,014</b>	<b>63.1</b>
CHANGES FROM FY 2020-21 APPROPRIATION						
(OEDIT) Replenish funding to FY19-20 base	\$1,497,000	\$1,497,000	\$0	\$0	\$0	0.0
Centrally appropriated line items	33,290	33,290	0	0	0	0.0
(OEDIT) Reprioritize recovery funding	0	0	0	0	0	0.0
(OEDIT) One-time reductions	0	0	0	0	0	0.0
Annualize prior year budget actions	(45,064,786)	(20,054,000)	(10,786)	(25,000,000)	0	1.0
Annualize prior year legislation	(19,069,955)	(11,500,000)	(69,955)	(7,500,000)	0	0.0
Technical changes	(196,235)	66,686	(262,921)	0	0	0.0
<b>TOTAL FY 2021-22 LONG BILL APPROPRIATION</b>	<b>\$50,135,375</b>	<b>\$34,508,970</b>	<b>\$12,941,100</b>	<b>\$260,291</b>	<b>\$2,425,014</b>	<b>64.1</b>
\$ Change from prior year	(\$62,800,686)	(\$29,957,024)	(\$343,662)	(\$32,500,000)	\$0	1.0
% Change from prior year	(55.6%)	(46.5%)	(2.6%)	(99.2%)	0.0%	1.6%

**OFFICE OF INFORMATION TECHNOLOGY:** The Governor’s Office of Information Technology is responsible for the operation and delivery of all information and communications technology services across state executive branch agencies.

OFFICE OF INFORMATION TECHNOLOGY						
	TOTAL FUNDS	GENERAL FUND	CASH FUNDS	REAPPROPRIATED FUNDS	FEDERAL FUNDS	FTE
<b>FY 2020-21 Appropriation</b>	<b>\$301,552,914</b>	<b>\$13,158,044</b>	<b>\$666,940</b>	<b>\$287,606,930</b>	<b>\$121,000</b>	<b>1,026.8</b>
<b>CHANGES FROM FY 2020-21 APPROPRIATION</b>						
Centrally appropriated line items	\$4,693,832	\$69,645	\$0	\$4,624,187	\$0	0.0
Annualize prior year budget actions	3,092,557	2,272,172	0	820,385	0	1.5
(OIT) CBMS/PEAK funding adjustment	906,134	0	0	906,134	0	0.0
Technical changes	236,260	0	0	236,260	0	0.0
Implement SB19-235 Automatic voter registration	136,240	0	0	136,240	0	0.0
(OIT) Budget efficiencies package	(12,062,328)	(74,000)	(201,600)	(11,786,728)	0	0.0
Annualize prior year legislation	(5,072,816)	(6,427,372)	0	1,354,556	0	(0.3)
(OIT) Public Safety Network technical	(2,000,000)	0	0	(2,000,000)	0	0.0
(OIT) Leased space savings	(750,000)	0	0	(750,000)	0	0.0
Non-prioritized items	(100,574)	0	0	(100,574)	0	(3.5)
<b>TOTAL FY 2021-22 LONG BILL APPROPRIATION</b>	<b>\$290,632,219</b>	<b>\$8,998,489</b>	<b>\$465,340</b>	<b>\$281,047,390</b>	<b>\$121,000</b>	<b>1,024.5</b>
\$ Change from prior year	(\$10,920,695)	(\$4,159,555)	(\$201,600)	(\$6,559,540)	\$0	(2.3)
% Change from prior year	(3.6%)	(31.6%)	(30.2%)	(2.3%)	0.0%	(0.2%)



# DEPARTMENT OF HEALTH CARE POLICY AND FINANCING

**Description:** The Department of Health Care Policy and Financing provides health care services through four major programs: (1) the State's Medicaid medical and behavioral health programs; (2) the Colorado Indigent Care program (CICP); (3) the Children's Basic Health Plan (CHP+); and (4) the Old Age Pension State Medical program. In addition to these programs, the Department also administers the Primary Care Fund Program to increase access to health care services for medically under-served populations or areas.

DEPARTMENT OF HEALTH CARE POLICY AND FINANCING						
	TOTAL FUNDS	GENERAL FUND <sup>1</sup>	CASH FUNDS	REAPPROPRIATED FUNDS	FEDERAL FUNDS	FTE
FY 2020-21 Appropriation	\$12,138,664,135	\$2,889,873,755	\$1,694,467,064	\$46,118,093	\$7,508,205,223	557.2
Long Bill supplemental	(64,095,952)	(67,758,584)	(38,333,899)	(123,739)	42,120,270	0.0
<b>FY 2020-21 Adjusted Appropriation</b>	<b>\$12,074,568,183</b>	<b>\$2,822,115,171</b>	<b>\$1,656,133,165</b>	<b>\$45,994,354</b>	<b>\$7,550,325,493</b>	<b>557.2</b>
<b>CHANGES FROM FY 2020-21 APPROPRIATION</b>						
<b>Enrollment/utilization trends</b>						
Medical Services Premiums	\$707,479,424	\$343,386,849	\$70,283,053	\$49,482	\$293,760,040	0.0
Office of Community Living	74,051,986	55,248,970	(728,727)	0	19,531,743	0.0
Behavioral Health	65,081,055	14,235,666	9,449,416	0	41,395,973	0.0
Medicare Modernization Act	38,759,085	38,759,085	0	0	0	0.0
Public school health services	29,837,398	0	17,295,408	0	12,541,990	0.0
Vaccine admin ARPA	0	(5,518,581)	4,426	0	5,514,155	0.0
Behavioral health SUD benefit	(80,034,644)	(12,022,339)	(6,027,487)	0	(61,984,818)	0.0
Child Health Plan Plus	<u>(1,255,859)</u>	<u>16,499,756</u>	<u>(7,758,205)</u>	<u>0</u>	<u>(9,997,410)</u>	<u>0.0</u>
<i>Subtotal - Enrollment/utilization trends</i>	<i>833,918,445</i>	<i>450,589,406</i>	<i>82,517,884</i>	<i>49,482</i>	<i>300,761,673</i>	<i>0.0</i>
<b>Eligibility/benefit changes</b>						
Adult comprehensive waiver	15,511,082	7,274,698	0	0	8,236,384	0.0
Copays	4,404,931	954,930	274,532	0	3,175,469	0.0
Wraparound services for children	1,407,606	586,514	0	0	821,092	4.0
Senior dental program	1,000,000	1,000,000	0	0	0	0.0
Supported living services flexibility	940,718	470,359	0	0	470,359	0.0
Remote supports for HCBS	(716,616)	(348,345)	(9,962)	0	(358,309)	0.0
Speech therapy evaluations	<u>(531,260)</u>	<u>(265,630)</u>	<u>0</u>	<u>0</u>	<u>(265,630)</u>	<u>0.0</u>
<i>Subtotal - Eligibility/benefit changes</i>	<i>22,016,461</i>	<i>9,672,526</i>	<i>264,570</i>	<i>0</i>	<i>12,079,365</i>	<i>4.0</i>
<b>Provider rates</b>						
Community provider rate	157,705,637	51,509,242	7,462,154	0	98,734,241	0.0
Disproportionate share hospitals	48,150,724	0	21,090,017	0	27,060,707	0.0
CU School of Medicine	26,382,611	0	(33,823,959)	45,389,025	14,817,545	1.8
Family medicine residencies	1,066,098	500,000	0	0	566,098	0.0
HCBS rates ARPA	0	(112,794,177)	0	0	112,794,177	0.0
Clinic based indigent care	(6,039,386)	(2,832,473)	0	0	(3,206,913)	0.0
Targeted rate adjustments	<u>(4,204,227)</u>	<u>2,662,375</u>	<u>(1,038,292)</u>	<u>0</u>	<u>(5,828,310)</u>	<u>0.0</u>
<i>Subtotal - Provider rates</i>	<i>223,061,457</i>	<i>(60,955,033)</i>	<i>(6,310,080)</i>	<i>45,389,025</i>	<i>244,937,545</i>	<i>2.0</i>
Annualize prior year budget actions	77,522,196	196,897,141	(175,488,648)	2,192,108	53,921,595	1.0
Eligibility redeterminations	9,431,940	3,023,624	(1,970,652)	0	8,378,968	1.5
Behavioral health systems consolidation	7,466,780	7,488,276	0	0	(21,496)	0.0
Addressing health care disparities	5,900,000	1,000,000	0	0	4,900,000	0.0
Patient access rule compliance	2,846,713	(9,695)	0	0	2,856,408	1.0
Centrally appropriated items	2,403,413	1,527,038	12,639	(229,767)	1,093,503	0.0
Human Services programs	1,939,445	4,074,964	0	0	(2,135,519)	0.0
eConsult program	1,776,198	179,892	222,708	0	1,373,598	1.9
MMIS delay services integrator	(7,253,689)	(1,913,195)	0	0	(5,340,494)	0.0
Medicaid for Connect for Health	(6,346,529)	0	(2,964,584)	0	(3,381,945)	0.0
CBMS PEAK	(3,133,663)	(1,682,045)	(350,386)	(994)	(1,100,238)	0.0
Convert contractor funds to FTE	(1,249,111)	(55,061)	(53,347)	0	(1,140,703)	13.5
Technical adjustments	(1,138,059)	(7,329,018)	(409,954)	0	6,600,913	0.0

**DEPARTMENT OF HEALTH CARE POLICY AND FINANCING**

	TOTAL FUNDS	GENERAL FUND <sup>1</sup>	CASH FUNDS	REAPPROPRIATED FUNDS	FEDERAL FUNDS	FTE
Nurse advice line	(306,929)	(218,763)	(88,166)	0	0	0.0
Transfers to other state agencies	(8,300)	(11,633)	0	0	3,333	0.0
<b>TOTAL FY 2021-22 LONG BILL APPROPRIATION</b>	<b>\$13,243,414,951</b>	<b>\$3,424,393,595</b>	<b>\$1,551,515,149</b>	<b>\$93,394,208</b>	<b>\$8,174,111,999</b>	<b>581.9</b>
\$ Change from prior year	\$1,168,846,768	\$602,278,424	(\$104,618,016)	\$47,399,854	\$623,786,506	24.7
% Change from prior year	9.7%	21.3%	(6.3%)	103.1%	8.3%	4.4%

<sup>1</sup> Includes General Fund Exempt. Includes amounts that are exempt from the statutory limit on state General Fund appropriations pursuant to Section 24-75-201.1 (1)(a)(III)(A), C.R.S. See Appendix D for more information.

## DESCRIPTION OF INCREMENTAL CHANGES

**LONG BILL SUPPLEMENTAL:** The bill includes a net decrease of \$64.1 million total funds to existing FY 2020-21 appropriations, including a decrease of \$67.8 million General Fund, primarily for revised caseload and expenditure estimates as follows:

- Medicare Modernization Act – An increase of \$7.6 million General Fund for reimbursements to the federal government for prescription drugs for people eligible for both Medicaid and Medicare.
- Office of Community Living – A decrease of \$25.6 million total funds, including a decrease of \$15.1 million General Fund, for home- and community-based services for people with intellectual and developmental disabilities.
- Child Health Plan Plus – A decrease of \$15.2 million total funds, including a decrease of \$3.5 million General Fund, for children and pregnant women enrolled in the Child Health Plan Plus.
- Medical Services Premiums – A decrease of \$15.1 million total funds, including an increase of \$3.7 million General Fund, for medical services and long-term services and supports provided through Medicaid.
- Behavioral Health – A decrease of \$7.3 million total funds, including a decrease of \$1.7 million General Fund, for the capitation and fee-for-service Medicaid behavioral health programs.
- American Rescue Plan Act – A net \$0 total funds change, including a decrease of \$58.2 million General Fund, for provisions of the federal American Rescue Plan Act that temporarily increased the federal match rate for select home- and community-based services and provided a 100 percent federal match for COVID-19 vaccine administration costs.

**ENROLLMENT/UTILIZATION TRENDS:** The bill includes a net increase of \$833.9 million, including an increase of \$450.6 million General Fund, based on the projected caseload and expenditures under current law and policy for the following programs:

- Medical Services Premiums – An increase of \$707.5 million total funds, including an increase of \$343.4 million General Fund, for medical services and long-term services and supports provided through Medicaid.
- Vaccine administration ARPA – A net \$0 total funds change, including a decrease of \$5.5 million General Fund, to reflect a provision of the federal American Rescue Plan Act that provides a 100 percent federal match for COVID-19 vaccine administration costs (in addition to existing federal funds for the vaccines themselves).
- Office of Community Living – An increase of \$74.1 million total funds, including \$55.2 million General Fund, for home- and community-based services for people with intellectual and developmental disabilities.
- Behavioral Health – An increase of \$65.1 million total funds, including \$14.2 million General Fund, for the capitation and fee-for-service Medicaid behavioral health programs.
- Behavioral health SUD benefit - A decrease of \$80.0 million total funds, including a decrease of \$12.0 million General Fund to reflect a more recent projection of utilization that takes into account the currently limited provider capacity for the new Substance Use Disorder (SUD) benefit.

- Medicare Modernization Act – An increase of \$38.8 million General Fund for reimbursements to the federal government for prescription drugs for people eligible for both Medicaid and Medicare.
- Public school health services – An increase of \$29.8 million total funds based on expected certified public expenditures by school districts and boards of cooperative education for public school health services.
- Child Health Plan Plus – A net decrease of \$1.3 million total funds, including an increase of \$16.5 million General Fund, for children and pregnant women enrolled in the Child Health Plan Plus.

**ELIGIBILITY/BENEFITS CHANGES:** The bill includes an increase of \$22.0 million total funds, including \$9.7 million General Fund, for changes in eligibility or benefits, including:

- Adult comprehensive waiver – An increase of \$15.5 million total funds, including \$7.3 million General Fund, for 667 enrollments onto the Adult Comprehensive Waiver for individuals with intellectual and developmental disabilities. Enrollments will be distributed across the state according to the Centers for Medicare and Medicaid-approved population per capita methodology.
- Copays – An increase of \$4.4 million total funds, including \$954,930 General Fund, to undo increases in copays that are scheduled to take effect when the federal public health emergency expires.
- Wraparound services for children – an increase of \$1.4 million total funds, including an increase of \$586,514 General Fund, to restart implementation of S.B. 19-195 that will provide wraparound services for children with behavioral health needs.
- Senior dental program - An increase of \$1.0 million General Fund to restore a FY 2020-21 reduction to the senior dental program.
- Supported living services flexibility – An increase of \$0.9 million total funds, including \$0.5 million General Fund, to provide additional Home- and Community-Based Services (HCBS) services and supports to members on the Supported Living Services waiver who are in need of services that exceed the service plan authorization limit.
- Remote supports for HCBS - A decrease of \$716,616 total funds, including a decrease of \$348,345 General Fund, to implement a remote support option into existing electronic monitoring services in several HCBS waivers.
- Speech therapy evaluations - A decrease of \$531,260 total funds, including a decrease of \$265,630 General Fund, to establish a limit of three outpatient speech therapy evaluations.

**PROVIDER RATES:** The bill includes net increase of \$223.1 million total funds, including a decrease of \$61.0 million General Fund, for changes to provider rates, including:

- Community provider rate – An increase of \$157.7 million total funds, including an increase of \$51.5 million General Fund, for the common policy 2.5 percent community provider rate increase.
- Disproportionate share hospitals – An increase of \$48.2 million total funds to reflect an increase (through the American Rescue Plan Act) in the federal allocation for hospitals that serve a disproportionate share of low-income patients.
- CU School of Medicine – A net increase of \$26.4 million total funds for supplemental payments for clinical work by the faculty of the University of Colorado (CU) School of Medicine.
- Family medicine residencies – An increase of \$1.1 million total funds, including \$500,000 General Fund, to restore a budget balancing reduction to the funding for family medicine residencies that was made in FY 2020-21.
- HCBS rates ARPA – A net \$0 change, including a decrease of \$112,794,177 General Fund, for a temporary 10.0 percent increase in the federal match rate for select Home- and Community-Based Services (HCBS). Pursuant to the American Rescue Plan Act, the additional federal match must supplement, rather than supplant, state funding, so the budget package includes a separate set-aside for future legislation to reinvest the General Fund savings in HCBS.

- Clinic based indigent care – A reduction of \$6.0 million total funds, including a reduction of \$2.8 million General Fund, for clinic based indigent care. The budget package includes related separate legislation to align payments for primary care with Medicaid that is anticipated to draw an additional \$25.3 million federal funds for providers.
- Targeted rate adjustments – A net reduction of \$4.2 million total funds, including an increase of \$2.7 million General Fund, for the targeted rate adjustments summarized in the table below.

TARGETED RATE ADJUSTMENTS					
RATE	CHANGE	TOTAL FUNDS	GENERAL FUND	CASH FUNDS	FEDERAL FUNDS
Home health and private duty nursing	5.9%-10.9%	\$14,925,373	\$7,000,000	\$0	\$7,925,373
Lab testing	80% of Medicare	(12,587,595)	(2,745,720)	(697,277)	(9,144,598)
Hospital outpatient physician administered drugs	340B drug price discount	(6,546,978)	(1,704,584)	(320,317)	(4,522,077)
Prosthetics, orthotics, and supplies	80-100% of Medicare	1,158,422	437,536	29,424	691,462
Allergy test antigen preparation	Commercial benchmark	(694,456)	(151,481)	(38,469)	(504,506)
Pulse oximeter rental	10% of purchase price	(458,993)	(173,376)	(11,653)	(273,964)
<b>TOTAL</b>		<b>(\$4,204,227)</b>	<b>\$2,662,375</b>	<b>(\$1,038,292)</b>	<b>(\$5,828,310)</b>

**ANNUALIZE PRIOR YEAR BUDGET ACTIONS:** The bill includes adjustments for out-year impacts of prior year legislation and budget actions, summarized in the table below. The titles of the annualizations begin with either a bill number or the relevant fiscal year. For budget decisions made in the Long Bill, the title includes a reference to the priority number the Department used in that year for the initiative, if relevant. If there is no reference to a bill number or priority number, then the change was initiated by an action other than a bill or request from the Department.

The largest General Fund increases are for the expiration of one-time budget balancing measures implemented by the General Assembly, including:

- H.B. 20-1386 that used money from the Healthcare Affordability and Sustainability (HAS) Fee to offset the need for General Fund;
- FY 20-21 R11 Patient placement and benefit – SUD that adjusted the budget for a delay in the implementation of the substance use disorder (SUD) benefit;
- H.B. 20-1385 that captured the benefit to certain cash funds provided by a temporary increase in the federal match rate and converted that benefit to General Fund relief;
- FY 20-21 Refinance GF with IDD CF that used a balance in the Intellectual and Developmental Disabilities Services Cash Fund to offset the need for General Fund; and
- FY 20-21 Local minimum wage rate adjustment that increased rates in the Denver area for nursing homes, personal care, homemaker services, health maintenance activities, residential habilitation, and consumer directed services.

The largest decreases in General Fund were for the expiration of FY 21-22 LTSS day services rates for COVID that temporarily increased rates for select long-term services and supports, the second year of H.B. 20-1362 that temporarily limits the maximum allowable increase in nursing home rates to 2.0 percent (rather than 3.0 percent), and implementation of FY 20-21 R12 Work number verification that uses automated tools to verify income at application and reduce the Medicaid applicants initially determined eligible who are later determined ineligible.

ANNUALIZE PRIOR YEAR BUDGET ACTIONS						
ITEM	TOTAL FUNDS	GENERAL FUND	CASH FUNDS	REAPPROPRIATED FUNDS	FEDERAL FUNDS	FTE
FY 20-21 R11 Patient placement and benefit - SUD	\$130,401,052	\$25,611,411	\$8,628,370	\$0	\$96,161,271	0.0
FY 20-21 Federal match rate non-forecast lines	12,816,638	860,909	12,816,638	0	(860,909)	0.0
FY 20-21 Local minimum wage rate adjustment	10,919,423	5,459,713	0	0	5,459,710	0.0
SB 20-212 Telehealth services	5,068,377	(1,489,630)	307,030	0	6,250,977	0.0
FY 19-20 OeHI Operating	4,507,691	2,411,350	0	0	2,096,341	0.3
FY 20-21 R12 Medicaid enterprise operations	4,345,924	1,146,549	550,721	0	2,648,654	0.2
HB 20-1385 Capture federal match to cash funds	4,596,989	24,733,945	(24,733,945)	2,155,401	2,441,588	0.0

**ANNUALIZE PRIOR YEAR BUDGET ACTIONS**

ITEM	TOTAL FUNDS	GENERAL FUND	CASH FUNDS	REAPPROPRIATED FUNDS	FEDERAL FUNDS	FTE
SB 19-005 Import prescription drugs	985,162	985,162	0	0	0	0.9
HB 20-1379 Suspend direct distribution to PERA	977,212	880,628	74,277	22,307	0	0.0
FY 20-21 Increase funding for IDD enrollments	625,141	312,570	0	0	312,571	0.0
FY 20-21 R7 Payment reform	125,405	156,340	82,237	0	(113,172)	0.0
FY 20-21 R19 Leased space	120,606	50,003	10,300	0	60,303	0.0
HB 19-1210 Local government minimum wage	109,500	54,750	0	0	54,750	0.1
SB 19-197/SB 15-011 Spinal cord injury	109,318	54,982	0	0	54,336	0.0
FY 20-21 R16 Employment First initiatives	75,000	0	75,000	0	0	0.0
SB 18-200 PERA unfunded liability	21,056	7,272	3,063	450	10,271	0.0
FY 20-21 R14 OCL governance	12,696	6,348	0	0	6,348	0.0
FY 20-21 BA11 Convert contractors to FTE	1,963	1,381	2,621	0	(2,039)	1.2
HB 20-1386 Use HAS Fee to offset GF	0	161,000,000	(161,000,000)	0	0	0.0
FY 20-21 Refinance GF with IDD CF	0	6,727,431	(6,727,431)	0	0	0.0
HB 20-1384/SB 19-195 Wraparound services	0	0	0	0	0	(1.1)
FY 20-21 R20 Safety net provider payments	0	0	0	0	0	0.0
SB 20-033 Medicaid buy-in age 65 and over	0	(50,000)	50,000	0	0	0.0
FY 21-22 LTSS day services rates for COVID	(33,105,025)	(14,500,000)	0	0	(18,605,025)	0.0
FY 20-21 R12 Work number verification	(23,661,933)	(3,947,813)	(1,487,069)	0	(18,227,051)	0.0
FY 20-21 R7 Pharmacy pricing and technology	(10,884,371)	(2,508,920)	(724,243)	0	(7,651,208)	0.0
HB 20-1362 Nursing home provider rates	(9,495,334)	(4,965,012)	0	0	(4,530,322)	0.0
HB 20-1361 Reduce the adult dental benefit	(5,565,000)	331,462	(1,802,326)	0	(4,094,136)	0.0
FY 20-21 R10 Provider rate adjustments	(4,452,887)	(1,509,535)	(182,541)	0	(2,760,811)	0.0
FY 20-21 R15 Medicaid recovery 3rd party liability	(3,312,544)	(1,434,905)	426,973	0	(2,304,612)	0.5
HB 18-1326 Support for transition	(2,709,791)	(1,354,896)	0	0	(1,354,895)	2.9
FY 20-21 R17 Single assessment tool financing	(2,038,259)	(1,019,129)	0	0	(1,019,130)	0.0
FY 21-22 Fed match adjustment	(1,602,326)	(548,164)	(1,602,338)	13,950	534,226	0.0
FY 20-21 R13 Long term care utilization	(624,535)	(308,666)	(3,602)	0	(312,267)	0.0
FY 20-21 BA12 Nursing home closure	(250,000)	0	(250,000)	0	0	0.0
FY 20-21 R6 Electronic visit verification	(235,364)	(73,551)	0	0	(161,813)	(4.0)
FY 20-21 R9 Adult LTHH/PDN assessment	(195,373)	(97,687)	0	0	(97,686)	0.0
HB 19-1176 Health care cost savings	(92,649)	(92,649)	0	0	0	0.0
FY 20-21 Correction to CICP federal match	(40,187)	0	0	0	(40,187)	0.0
HB 19-1038 Dental services pregnant women	(31,379)	5,492	(2,383)	0	(34,488)	0.0
<b>TOTAL</b>	<b>\$77,522,196</b>	<b>\$196,897,141</b>	<b>(\$175,488,648)</b>	<b>\$2,192,108</b>	<b>\$53,921,595</b>	<b>1.0</b>

**ELIGIBILITY REDETERMINATIONS:** The bill includes an increase of \$9.4 million total funds, including \$3.0 million General Fund, and 1.5 FTE for expected administrative costs, mostly at the county level, associated with an anticipated surge in eligibility redeterminations when the federal public health emergency ends.

**BEHAVIORAL HEALTH SYSTEMS CONSOLIDATION:** The bill includes a net increase of \$7.5 million, including \$7.5 million General Fund, to integrate eligibility determinations, claims processing, and data reporting for various behavioral health programs statewide.

**ADDRESSING HEALTH CARE DISPARITIES:** The bill includes an increase of \$5.9 million total funds, including an increase of \$1.0 million General Fund, to support data transfers from community partners and provide data analytics for strategies to address health disparities by race and ethnicity.

**PATIENT ACCESS RULE COMPLIANCE:** The bill includes a net increase of \$2.8 million total funds, including a decrease of \$9,695 General Fund, and 1.0 FTE to implement new federal rules regarding Medicaid client access to health records.

**CENTRALLY APPROPRIATED ITEMS:** The bill includes adjustments to centrally appropriated line items for the following: state contributions for health, life, and dental benefits; short-term disability; supplemental state contributions to the Public Employees' Retirement Association (PERA) pension fund; shift differential; salary survey; workers' compensation; legal services; administrative law judges; payment to risk management and property funds;

Capitol complex leased space; payments to the Governor's Office of Information Technology (OIT); and CORE operations.

**HUMAN SERVICES PROGRAMS:** The bill includes an increase of \$1.9 total funds, including an increase of \$4.1 million General Fund, for programs that are financed with Medicaid funds, but operated by the Department of Human Services. See the Department of Human Services section of this document for more detail.

**ECONSULT PROGRAM:** The bill includes \$1.8 million total funds, including \$179,892 General Fund, and 1.9 FTE to set up and maintain a platform for primary care providers to submit cases for asynchronous review by specialists.

**MMIS DELAY SERVICES INTEGRATOR:** The bill includes a reduction of \$7.3 million total funds, including a decrease of \$1.9 million General Fund, for a reduction in funding for a services integrator vendor.

**MEDICAID FOR CONNECT FOR HEALTH:** The bill includes a decrease of \$6.3 million total funds to annualize one-time supplemental spending authority for payments related to prior years for eligibility work by Connect for Health that can be certified as public expenditures to match federal funds.

**CBMS PEAK:** The bill includes a reduction of \$3.1 million total funds, including a decrease of \$1.7 million General Fund, to reflect ongoing costs for the Colorado Benefits Management System (CBMS) and Program Eligibility and Application Kit (PEAK) and the allocation of costs between the Department of Health Care Policy and Financing and the Department of Human Services.

**CONVERT CONTRACTOR FUNDS TO FTE:** The bill includes a net decrease of \$1.2 million total funds, including a decrease of \$55,061 General Fund, and an increase of 13.5 FTE to bring work previously done by contractors in-house.

**TECHNICAL ADJUSTMENTS:** The bill includes a reduction \$1.1 million total funds, including a reduction of \$7.3 million General Fund, to: collapse the funding for Community Centered Boards and Single Entry Points into one line item; make a handful of transfers of contract funds between line items to improve transparency; eliminate a transfer from the Department of Public Health and Environment that is no longer necessary due to a lack of federal matching funds for the transfer; move information technology funding between line items based on a change in the federal authorization for the funding; and reflect the most recent forecast of tobacco tax revenues.

**NURSE ADVICE LINE:** The bill includes a reduction of \$306,929 total funds, including a reduction of \$218,763 General Fund, to annualize a supplemental action to continue operating the nurse advice line despite a discontinuation of federal funds.

**TRANSFERS TO OTHER STATE AGENCIES:** The bill includes a net decrease of \$8,300 total funds, including a decrease of \$11,633 General Fund, for transfers to programs administered by other departments, primarily for the Facility Survey and Certification program in the Department of Public Health and Environment.

---

## SUMMARY OF CHANGES BY LONG BILL DIVISION

SUMMARY TABLE FOR DEPARTMENT OF HEALTH CARE POLICY AND FINANCING						
	TOTAL FUNDS	GENERAL FUND <sup>1</sup>	CASH FUNDS	REAPPROPRIATED FUNDS	FEDERAL FUNDS	FTE
FY 2020-21 Appropriation	\$12,138,664,135	\$2,889,873,755	\$1,694,467,064	\$46,118,093	\$7,508,205,223	557.2
Long Bill supplemental	(64,095,952)	(67,758,584)	(38,333,899)	(123,739)	42,120,270	0.0
<b>FY 2020-21 Adjusted Appropriation</b>	<b>\$12,074,568,183</b>	<b>\$2,822,115,171</b>	<b>\$1,656,133,165</b>	<b>\$45,994,354</b>	<b>\$7,550,325,493</b>	<b>557.2</b>
<b>CHANGES FROM FY 2020-21 BY LONG BILL DIVISION</b>						
Executive Director's Office	\$24,083,526	\$14,739,491	(\$3,466,396)	(\$208,004)	\$13,018,435	24.7
Medical Services Premiums	763,076,653	447,018,676	(148,994,596)	47,593,908	417,458,665	0.0
Behavioral Health Community Programs	115,819,804	27,913,353	12,071,530	0	75,834,921	0.0
Office of Community Living	137,713,791	53,896,473	(7,271,330)	0	91,088,648	0.0
Indigent Care Program	54,815,446	14,176,079	25,747,368	0	14,891,999	0.0
Other Medical Services	70,712,581	40,553,508	17,295,408	13,950	12,849,715	0.0
Department of Human Services Medicaid-Funded Programs	2,624,967	3,980,844	0	0	(1,355,877)	0.0
<b>TOTAL FY 2021-22 LONG BILL APPROPRIATION</b>	<b>\$13,243,414,951</b>	<b>\$3,424,393,595</b>	<b>\$1,551,515,149</b>	<b>\$93,394,208</b>	<b>\$8,174,111,999</b>	<b>581.9</b>
\$ Change from prior year	\$1,168,846,768	\$602,278,424	(\$104,618,016)	\$47,399,854	\$623,786,506	24.7
% Change from prior year	9.7%	16.3%	(6.3%)	103.1%	8.3%	4.4%

<sup>1</sup> Includes General Fund Exempt. Includes amounts that are exempt from the statutory limit on state General Fund appropriations pursuant to Section 24-75-201.1 (1)(a)(III)(A), C.R.S. See Appendix D for more information.

## APPROPRIATION DETAIL BY LONG BILL DIVISION

**EXECUTIVE DIRECTOR'S OFFICE:** This division contains the administrative funding for the Department. Specifically, this funding supports the Department's personnel and operating expenses. In addition, this division contains contract funding for provider audits, eligibility determinations, client and provider services, utilization and quality reviews, and information technology contracts. The sources of cash funds and reappropriated funds reflect the Department's financing as a whole and the programs supported by the FTE in the division. The largest source of cash funds for the division is the Healthcare Affordability and Sustainability Fee Cash Fund.

EXECUTIVE DIRECTOR'S OFFICE						
	TOTAL FUNDS	GENERAL FUND	CASH FUNDS	REAPPROPRIATED FUNDS	FEDERAL FUNDS	FTE
<b>FY 2020-21 Appropriation</b>	<b>\$418,008,675</b>	<b>\$92,081,801</b>	<b>\$63,381,300</b>	<b>\$4,352,565</b>	<b>\$258,193,009</b>	<b>519.7</b>
<b>CHANGES FROM FY 2020-21 APPROPRIATION</b>						
Annualize prior year budget actions	\$9,978,795	\$4,931,977	\$1,082,771	\$22,757	\$3,941,290	1.0
Eligibility redeterminations	9,431,940	3,023,624	(1,970,652)	0	8,378,968	1.5
Behavioral health systems consolidation	7,466,780	7,488,276	0	0	(21,496)	0.0
Addressing health care disparities	5,900,000	1,000,000	0	0	4,900,000	0.0
Patient access rule compliance	2,846,713	(9,695)	0	0	2,856,408	1.0
eConsult program	2,728,517	501,973	258,593	0	1,967,951	1.9
Centrally appropriated items	2,403,413	1,527,038	12,639	(229,767)	1,093,503	0.0
Community provider rate	2,202,314	311,542	530,269	0	1,360,503	0.0
Wraparound services for children	1,107,606	436,514	0	0	671,092	4.0
CU School of Medicine	152,933	0	76,467	0	76,466	1.8
Supported living services flexibility	73,200	36,600	0	0	36,600	0.0
MMIS delay services integrator	(6,598,548)	(1,258,054)	0	0	(5,340,494)	0.0
Medicaid for Connect for Health	(6,346,529)	0	(2,964,584)	0	(3,381,945)	0.0
CBMS PEAK	(3,133,663)	(1,682,045)	(350,386)	(994)	(1,100,238)	0.0
Technical adjustments	(2,565,605)	(1,282,802)	0	0	(1,282,803)	0.0

EXECUTIVE DIRECTOR'S OFFICE						
	TOTAL FUNDS	GENERAL FUND	CASH FUNDS	REAPPROPRIATED FUNDS	FEDERAL FUNDS	FTE
Convert contractor funds to FTE	(1,249,111)	(55,061)	(53,347)	0	(1,140,703)	13.5
Nurse advice line	(306,929)	(218,763)	(88,166)	0	0	0.0
Transfers to other state agencies	(8,300)	(11,633)	0	0	3,333	0.0
<b>TOTAL FY 2021-22 LONG BILL APPROPRIATION</b>	<b>\$442,092,201</b>	<b>\$106,821,292</b>	<b>\$59,914,904</b>	<b>\$4,144,561</b>	<b>\$271,211,444</b>	<b>544.4</b>
\$ Change from prior year	\$24,083,526	\$14,739,491	(\$3,466,396)	(\$208,004)	\$13,018,435	24.7
% Change from prior year	5.8%	16.0%	(5.5%)	(4.8%)	5.0%	4.8%

**MEDICAL SERVICES PREMIUMS:** This division provides the health care funding for a projected 1,409,306 Medicaid clients in FY 2020-21. Medical services provided include acute care services (e.g. physician visits, prescription drugs, hospitalization) and long-term care services (e.g. nursing home care and community-based services). Significant sources of cash funds include provider fees from hospitals and nursing facilities, tobacco tax revenues deposited in the Health Care Expansion Fund, recoveries and recoupments, Unclaimed Property Tax revenues deposited in the Adult Dental Fund, and funds certified at public hospitals as the state match for federal funds. The reappropriated funds are a transfer from the Department of Higher Education for payments to the University of Colorado School of Medicine and a transfer from the Old Age Pension State Medical Program. Federal funds represent the federal funds available for the Medicaid program.

MEDICAL SERVICES PREMIUMS						
	TOTAL FUNDS	GENERAL FUND	CASH FUNDS	REAPPROPRIATED FUNDS	FEDERAL FUNDS	FTE
FY 2020-21 Appropriation	\$9,239,966,822	\$2,052,600,022	\$1,323,137,597	\$41,554,478	\$5,822,674,725	0.0
Long Bill supplemental	(15,428,270)	(38,744,200)	(36,286,505)	(109,789)	59,712,224	0.0
<b>FY 2020-21 Adjusted Appropriation</b>	<b>\$9,224,538,552</b>	<b>\$2,013,855,822</b>	<b>\$1,286,851,092</b>	<b>\$41,444,689</b>	<b>\$5,882,386,949</b>	<b>0.0</b>
<b>CHANGES FROM FY 2020-21 APPROPRIATION</b>						
Medical Services Premiums	\$707,479,424	\$343,386,849	\$70,283,053	\$49,482	\$293,760,040	0.0
Community provider rate	137,647,475	42,728,726	6,795,317	0	88,123,432	0.0
CU School of Medicine	26,229,678	0	(33,900,426)	45,389,025	14,741,079	0.0
Copays	4,404,931	954,930	274,532	0	3,175,469	0.0
HCBS rates ARPA	0	(80,701,942)	0	0	80,701,942	0.0
Vaccine admin ARPA	0	(5,518,581)	4,426	0	5,514,155	0.0
Annualize prior year budget actions	(53,635,610)	169,505,907	(191,368,433)	2,155,401	(33,928,485)	0.0
Technical adjustments	(51,065,662)	(23,949,795)	0	0	(27,115,867)	0.0
Targeted rate adjustments	(4,204,227)	2,662,375	(1,038,292)	0	(5,828,310)	0.0
eConsult program	(952,319)	(322,081)	(35,885)	0	(594,353)	0.0
Adult comprehensive waiver	(951,239)	(446,131)	0	0	(505,108)	0.0
MMIS delay services integrator	(655,141)	(655,141)	0	0	0	0.0
Remote supports for HCBS	(639,397)	(310,810)	(8,888)	0	(319,699)	0.0
Speech therapy evaluations	(531,260)	(265,630)	0	0	(265,630)	0.0
Public school health services	(50,000)	(50,000)	0	0	0	0.0
<b>TOTAL FY 2021-22 LONG BILL APPROPRIATION</b>	<b>\$9,987,615,205</b>	<b>\$2,460,874,498</b>	<b>\$1,137,856,496</b>	<b>\$89,038,597</b>	<b>\$6,299,845,614</b>	<b>0.0</b>
\$ Change from prior year	\$763,076,653	\$447,018,676	(\$148,994,596)	\$47,593,908	\$417,458,665	0.0
% Change from prior year	8.3%	22.2%	(11.6%)	114.8%	7.1%	n/a



**BEHAVIORAL HEALTH COMMUNITY PROGRAMS:** This section provides for mental health and substance use disorder care through the purchase of services from regional entities that manage behavioral health services for eligible Medicaid clients in a capitated, risk-based model. This section also provides funding for Medicaid fee-for-service payments for a limited set of behavioral health services to treat mental health conditions and diagnoses that are not covered by the capitation program (e.g., autism spectrum disorders). This funding also covers the client share of expenditures for individuals who are eligible for both Medicaid and Medicare and who receive mental health services under their Medicare benefits package. Cash fund sources include the Healthcare Affordability and Sustainability Fee Cash Fund and the Breast and Cervical Cancer Prevention and Treatment Fund.

BEHAVIORAL HEALTH COMMUNITY PROGRAMS						
	TOTAL FUNDS	GENERAL FUND	CASH FUNDS	REAPPROPRIATED FUNDS	FEDERAL FUNDS	FTE
FY 2020-21 Appropriation	\$890,228,973	\$204,590,739	\$58,768,332	\$0	\$626,869,902	0.0
Long Bill supplemental	(7,324,822)	(1,746,999)	(764,253)	0	(4,813,570)	0.0
<b>FY 2020-21 Adjusted Appropriation</b>	<b>\$882,904,151</b>	<b>\$202,843,740</b>	<b>\$58,004,079</b>	<b>\$0</b>	<b>\$622,056,332</b>	<b>0.0</b>
<b>CHANGES FROM FY 2020-21 APPROPRIATION</b>						
Annualize prior year budget actions	\$130,381,569	\$25,607,258	\$8,626,995	\$0	\$96,147,316	0.0
Behavioral Health	65,081,055	14,235,666	9,449,416	0	41,395,973	0.0
Community provider rate	329,646	63,607	22,606	0	243,433	0.0
Adult comprehensive waiver	62,178	29,161	0	0	33,017	0.0
Behavioral health SUD benefit	(80,034,644)	(12,022,339)	(6,027,487)	0	(61,984,818)	0.0
<b>TOTAL FY 2021-22 LONG BILL APPROPRIATION</b>	<b>\$998,723,955</b>	<b>\$230,757,093</b>	<b>\$70,075,609</b>	<b>\$0</b>	<b>\$697,891,253</b>	<b>0.0</b>
\$ Change from prior year	\$115,819,804	\$27,913,353	\$12,071,530	\$0	\$75,834,921	0.0
% Change from prior year	13.1%	13.8%	20.8%	n/a	12.2%	n/a

**OFFICE OF COMMUNITY LIVING:** The Office houses the Division for Intellectual and Developmental Disabilities and is responsible for the following functions related to the provision of services by community-based providers to individuals with intellectual and developmental disabilities:

- Administration of four Medicaid waivers for individuals with developmental disabilities;
- Establishment of service reimbursement rates;
- Ensuring compliance with federal Centers for Medicare and Medicaid rules and regulations;
- Communication and coordination with Community Center Boards regarding waiver policies, rate changes, and waiting list information reporting; and
- Administration of the Family Support Services Program.

Cash fund sources include the Intellectual and Developmental Disability Services Cash Fund, the Cross-system Response for Behavioral Health Crises Pilot Program Fund, and the Healthcare Affordability and Sustainability Fee Cash Fund.

OFFICE OF COMMUNITY LIVING						
	TOTAL FUNDS	GENERAL FUND	CASH FUNDS	REAPPROPRIATED FUNDS	FEDERAL FUNDS	FTE
FY 2020-21 Appropriation	\$722,169,349	\$317,144,882	\$12,688,213	\$0	\$392,336,254	37.5
Long Bill supplemental	(25,643,106)	(30,816,471)	3,838,354	0	1,335,011	0.0
<b>FY 2020-21 Adjusted Appropriation</b>	<b>\$696,526,243</b>	<b>\$286,328,411</b>	<b>\$16,526,567</b>	<b>\$0</b>	<b>\$393,671,265</b>	<b>37.5</b>
<b>CHANGES FROM FY 2020-21 APPROPRIATION</b>						
Office of Community Living	\$74,051,986	\$55,248,970	(\$728,727)	\$0	\$19,531,743	0.0

OFFICE OF COMMUNITY LIVING						
	TOTAL FUNDS	GENERAL FUND	CASH FUNDS	REAPPROPRIATED FUNDS	FEDERAL FUNDS	FTE
Technical adjustments	52,903,162	17,903,579	0	0	34,999,583	0.0
Community provider rate	17,140,692	8,214,505	113,962	0	8,812,225	0.0
Adult comprehensive waiver	16,400,143	7,691,668	0	0	8,708,475	0.0
Supported living services flexibility	867,518	433,759	0	0	433,759	0.0
HCBS rates ARPA	0	(32,092,235)	0	0	32,092,235	0.0
Speech therapy evaluations	0	0	0	0	0	0.0
Annualize prior year budget actions	(23,572,491)	(3,466,238)	(6,655,491)	0	(13,450,762)	0.0
Remote supports for HCBS	(77,219)	(37,535)	(1,074)	0	(38,610)	0.0
<b>TOTAL FY 2021-22 LONG BILL APPROPRIATION</b>	<b>\$834,240,034</b>	<b>\$340,224,884</b>	<b>\$9,255,237</b>	<b>\$0</b>	<b>\$484,759,913</b>	<b>37.5</b>
\$ Change from prior year	\$137,713,791	\$53,896,473	(\$7,271,330)	\$0	\$91,088,648	0.0
% Change from prior year	19.8%	18.8%	(44.0%)	n/a	23.1%	0.0%

**INDIGENT CARE PROGRAM:** This division contains funding for the following programs: (1) Colorado Indigent Care Program (CICP), which partially reimburses providers for medical services to uninsured and underinsured individuals with incomes up to 250 percent of the federal poverty level; (2) Children's Basic Health Plan; and (3) the Primary Care Grant Program. The sources of cash funds are the Health Care Affordability and Sustainability Fee Cash Fund, tobacco tax money, tobacco settlement money, enrollment fees for the Children's Basic Health Plan, and recoveries and recoupments. The tobacco tax money primarily goes through the Primary Care Fund to provide primary care grants. The tobacco settlement money primarily goes through the Children's Basic Health Plan Trust.

INDIGENT CARE PROGRAM						
	TOTAL FUNDS	GENERAL FUND	CASH FUNDS	REAPPROPRIATED FUNDS	FEDERAL FUNDS	FTE
FY 2020-21 Appropriation	\$437,590,451	\$15,400,298	\$161,915,441	\$0	\$260,274,712	0.0
Long Bill supplemental	(22,151,141)	(3,468,691)	(5,121,495)	0	(13,560,955)	0.0
<b>FY 2020-21 Adjusted Appropriation</b>	<b>\$415,439,310</b>	<b>\$11,931,607</b>	<b>\$156,793,946</b>	<b>\$0</b>	<b>\$246,713,757</b>	<b>0.0</b>
<b>CHANGES FROM FY 2020-21 APPROPRIATION</b>						
Disproportionate share hospitals	\$48,150,724	\$0	\$21,090,017	\$0	\$27,060,707	0.0
Annualize prior year budget actions	14,369,921	508,796	12,825,510	0	1,035,615	0.0
MMIS delay services integrator	0	0	0	0	0	0.0
Clinic based indigent care	(6,039,386)	(2,832,473)	0	0	(3,206,913)	0.0
Child Health Plan Plus	(1,255,859)	16,499,756	(7,758,205)	0	(9,997,410)	0.0
Technical adjustments	(409,954)	0	(409,954)	0	0	0.0
<b>TOTAL FY 2021-22 LONG BILL APPROPRIATION</b>	<b>\$470,254,756</b>	<b>\$26,107,686</b>	<b>\$182,541,314</b>	<b>\$0</b>	<b>\$261,605,756</b>	<b>0.0</b>
\$ Change from prior year	\$54,815,446	\$14,176,079	\$25,747,368	\$0	\$14,891,999	0.0
% Change from prior year	13.2%	118.6%	16.4%	n/a	6.0%	n/a

**OTHER MEDICAL SERVICES:** This division contains the funding for:

- The state's obligation under the Medicare Modernization Act for prescription drug benefits;
- The Old Age Pension State-Only Medical Program;
- Health training programs, including the Commission on Family Medicine and the University Teaching Hospitals; and
- Public School Health Services.

The sources of cash funds include certified public expenditures by school districts, the Old Age Pension Health and Medical Fund, and the Marijuana Tax Cash Fund. The sources of reappropriated funds include transfers within the division from the Public School Health Services line item and a transfer from the Department of Higher Education for family medicine residencies.

OTHER MEDICAL SERVICES						
	TOTAL FUNDS	GENERAL FUND	CASH FUNDS	REAPPROPRIATED FUNDS	FEDERAL FUNDS	FTE
FY 2020-21 Appropriation	\$308,332,299	\$154,397,465	\$72,687,278	\$211,050	\$81,036,506	0.0
Long Bill supplemental	7,630,928	7,607,548	0	(13,950)	37,330	0.0
<b>FY 2020-21 Adjusted Appropriation</b>	<b>\$315,963,227</b>	<b>\$162,005,013</b>	<b>\$72,687,278</b>	<b>\$197,100</b>	<b>\$81,073,836</b>	<b>0.0</b>
CHANGES FROM FY 2020-21 APPROPRIATION						
Medicare Modernization Act	\$38,759,085	\$38,759,085	\$0	\$0	\$0	0.0
Public school health services	29,887,398	50,000	17,295,408	0	12,541,990	0.0
Family medicine residencies	1,066,098	500,000	0	0	566,098	0.0
Senior dental program	1,000,000	1,000,000	0	0	0	0.0
Annualize prior year budget actions	0	244,423	0	13,950	(258,373)	0.0
Clinic based indigent care	0	0	0	0	0	0.0
<b>TOTAL FY 2021-22 LONG BILL APPROPRIATION</b>	<b>\$386,675,808</b>	<b>\$202,558,521</b>	<b>\$89,982,686</b>	<b>\$211,050</b>	<b>\$93,923,551</b>	<b>0.0</b>
\$ Change from prior year	\$70,712,581	\$40,553,508	\$17,295,408	\$13,950	\$12,849,715	0.0
% Change from prior year	22.4%	25.0%	23.8%	7.1%	15.8%	n/a

**DEPARTMENT OF HUMAN SERVICES MEDICAID-FUNDED PROGRAMS:** This division contains funding that is reappropriated to the Department of Human Services for Medicaid funded programs. See the Department of Human Services section of this document for additional information.

DEPARTMENT OF HUMAN SERVICES MEDICAID-FUNDED PROGRAMS						
	TOTAL FUNDS	GENERAL FUND	CASH FUNDS	REAPPROPRIATED FUNDS	FEDERAL FUNDS	FTE
FY 2020-21 Appropriation	\$122,367,566	\$53,658,548	\$1,888,903	\$0	\$66,820,115	0.0
Long Bill supplemental	(1,179,541)	(589,771)	0	0	(589,770)	0.0
<b>FY 2020-21 Adjusted Appropriation</b>	<b>\$121,188,025</b>	<b>\$53,068,777</b>	<b>\$1,888,903</b>	<b>\$0</b>	<b>\$66,230,345</b>	<b>0.0</b>
CHANGES FROM FY 2020-21 APPROPRIATION						
Human Services programs	\$1,939,445	\$4,074,964	\$0	\$0	(\$2,135,519)	0.0
Community provider rate	385,510	190,862	0	0	194,648	0.0
Wraparound services for children	300,000	150,000	0	0	150,000	0.0
Annualize prior year budget actions	12	(434,982)	0	0	434,994	0.0
<b>TOTAL FY 2021-22 LONG BILL APPROPRIATION</b>	<b>\$123,812,992</b>	<b>\$57,049,621</b>	<b>\$1,888,903</b>	<b>\$0</b>	<b>\$64,874,468</b>	<b>0.0</b>
\$ Change from prior year	\$2,624,967	\$3,980,844	\$0	\$0	(\$1,355,877)	0.0
% Change from prior year	2.2%	7.5%	0.0%	n/a	(2.0%)	n/a

# DEPARTMENT OF HIGHER EDUCATION

**Description:** The Department is responsible for higher education and vocational training programs in the state. The Colorado Commission on Higher Education (CCHE) serves as the central policy and coordinating board for the Department. Financial aid programs also fall under the purview of CCHE. This department also includes the State Historical Society (History Colorado), which manages museums, distributes grants, and supports historic preservation.

DEPARTMENT OF HIGHER EDUCATION						
	TOTAL FUNDS	GENERAL FUND <sup>1</sup>	CASH FUNDS	REAPPROPRIATED FUNDS	FEDERAL FUNDS	FTE
FY 2020-21 Appropriation	\$3,969,217,295	\$607,268,340	\$2,904,421,594	\$431,676,885	\$25,850,476	26,733.3
Long Bill supplemental	(212,320,784)	5,481,365	(217,668,514)	(133,635)	0	0.0
<b>FY 2020-21 Adjusted Appropriation</b>	<b>\$3,756,896,511</b>	<b>\$612,749,705</b>	<b>\$2,686,753,080</b>	<b>\$431,543,250</b>	<b>\$25,850,476</b>	<b>26,733.3</b>
<b>CHANGES FROM FY 2020-21 APPROPRIATION</b>						
Restore General Fund support for public institutions of higher education	\$967,894,017	\$494,179,143	\$0	\$473,714,874	\$0	0.0
Increase operating support for public higher education and financial aid	179,469,973	100,273,947	0	79,196,026	0	0.0
Tuition spending authority	129,704,854	0	129,704,854	0	0	0.0
Student fee adjustments	11,608,144	0	11,608,144	0	0	0.0
Colorado State Forest Service wildfire mitigation programs at CSU	9,000,000	9,000,000	0	0	0	0.0
Restore Cybercoding Cryptology program	4,000,000	2,000,000	0	2,000,000	0	0.0
Fort Lewis College Native American tuition waiver	2,254,481	2,254,481	0	0	0	0.0
Restore Colorado First Customized Job Training	1,000,000	0	0	1,000,000	0	0.0
Restore Cumbres and Toltec Railroad support	871,500	871,500	0	0	0	0.0
Restore Institute of Cannabis Research support	800,000	0	800,000	0	0	0.0
Lease purchase payment adjustments	644,861	542,263	(36,396)	138,994	0	0.0
Restore Teacher Mentor Grants	548,477	548,477	0	0	0	0.5
Restore Rural Teacher Recruitment, Retention, and Professional Development	500,000	500,000	0	0	0	0.0
Distribution for Career and Technical Education	466,119	0	0	466,119	0	0.0
Restore Prosecution Fellowship Program	356,496	356,496	0	0	0	0.0
Centrally appropriated line items	246,725	164,512	30,716	239,222	(187,725)	0.0
Auraria Higher Education Center	100,000	0	0	100,000	0	0.0
Indirect cost adjustments	89,118	462,636	(2,396)	(360,233)	(10,889)	0.0
Higher education institution employees	0	0	0	0	0	(189.3)
General Fund support for History Colorado lease purchase payments	0	3,525,209	(3,525,209)	0	0	0.0
Annualize Fitzsimons lease purchase pre-payment	(7,645,750)	(7,645,750)	0	0	0	0.0
Higher Education limited gaming adjustment	(2,044,497)	0	(2,044,497)	0	0	0.0
Tobacco Master Settlement Agreement revenue adjustment	(694,141)	0	(694,141)	0	0	0.0
History Colorado informational funds adjustments	(580,000)	0	(580,000)	0	0	0.0
Colorado Geological Survey	(479,082)	54,878	(175,099)	(51,958)	(306,903)	0.0
Annualize prior year budget actions	(45,116)	54,884	(100,000)	0	0	0.0
Annualize prior year legislation	(32,403)	2,909,271	(5,065,764)	2,057,736	66,354	(1.0)
Other	(925)	0	(7,128)	6,128	75	0.0
<b>TOTAL FY 2021-22 LONG BILL APPROPRIATION</b>	<b>\$5,054,929,362</b>	<b>\$1,222,801,652</b>	<b>\$2,816,666,164</b>	<b>\$990,050,158</b>	<b>\$25,411,388</b>	<b>26,543.5</b>

DEPARTMENT OF HIGHER EDUCATION						
	TOTAL FUNDS	GENERAL FUND <sup>1</sup>	CASH FUNDS	REAPPROPRIATED FUNDS	FEDERAL FUNDS	FTE
\$ Change from prior year	\$1,298,032,851	\$610,051,947	\$129,913,084	\$558,506,908	(\$439,088)	(189.8)
% Change from prior year	34.6%	99.6%	4.8%	129.4%	(1.7%)	(0.7%)

<sup>1</sup> Includes General Fund Exempt. See Appendix D for more information.

## DESCRIPTION OF INCREMENTAL CHANGES

**LONG BILL SUPPLEMENTAL:** The bill includes the following changes for FY 2020-21:

- *Adjust Tuition and Fee Estimates:* Reduces tuition spending authority for the state governing boards by a total of \$200,387,631 cash funds based on updated FY 2020-21 forecast data. Also reduces mandatory fee revenue shown for the state governing boards for informational purposes by a total of \$17,280,883 cash funds. The FY 2020-21 Long Bill included estimates developed before the COVID-19 pandemic. The Long Bill supplemental reflects the impact of the pandemic on institutional enrollment, as well as decisions by many institutions to avoid or limit tuition and fee increases given the impact of the pandemic on students.
- *Pre-pay Portion of Fitzsimons Lease Purchase Obligation:* Provides \$5,615,000 General Fund to pre-pay a portion of the principal for the University of Colorado, Lease Purchase of Academic Facilities at Fitzsimons obligation. This FY 2020-21 payment allows for a reduction of \$2,030,750 General Fund in the payment due in FY 2021-22 and additional out-year reductions.
- *Adjust HB 20-1385 (Use of Increased Medicaid Match):* Amends the appropriation for H.B. 20-1385 to reflect additional General Fund savings of \$133,635 associated with using appropriations for the University of Colorado Health Sciences Center to draw down federal Medicaid matching funds.
- *General Fund Exempt Adjustment:* Reduces appropriations from the General Fund by \$550,613,529 and increases appropriations from the General Fund Exempt Account by the same amount, for a net \$0 total impact.

**RESTORE GENERAL FUND SUPPORT FOR PUBLIC INSTITUTIONS OF HIGHER EDUCATION:** The bill includes an increase of \$494,179,143 General Fund for student stipends, fee-for-service contracts, and grants that support public institutions of higher education (state governing boards, local district colleges, and area technical colleges). Of this amount, \$473,714,874 is reappropriated to state institutions of higher education. The overall increase restores most General Fund support for higher education institutions to the FY 2019-20 level. As part of these changes, the bill restores student stipends for students attending state institutions to the FY 2019-20 level of \$94 per credit hour and restores stipends for qualified low-income students attending private institutions to the FY 2019-20 level of \$47 per credit hour.

**INCREASE OPERATING SUPPORT FOR PUBLIC HIGHER EDUCATION AND FINANCIAL AID:** The bill includes an increase of \$100,273,947 General Fund for fee-for-service contracts and grants that support institutions of public higher education (state governing boards, local district colleges, and area technical colleges) and financial aid, detailed in the table below. Of the General Fund, \$79,196,026 is for fee-for-service contract amounts that are reappropriated to the state governing boards, \$2,566,896 is for grants to local district colleges and area technical colleges, and \$18,511,025 is for financial aid, including \$17,511,024 for Need Based Grants and \$1,000,000 for the Colorado Opportunity Scholarship Initiative.

**INCREASE FOR PUBLIC HIGHER EDUCATION AND FINANCIAL AID**

	BASE FUNDING FOR STUDENT STIPENDS, FEE-FOR-SERVICE CONTRACTS UNDER 23-18-303.5, SPECIALTY EDUCATION, AND GRANTS FOR LOCAL DISTRICT AND AREA TECHNICAL COLLEGES AFTER FUNDS ARE RESTORED TO FY 2019-20 LEVEL	FY 2021-22 INCREASE THROUGH "STEP 2" PERFORMANCE MODEL (4.7% Average Increase)	FY 2021-22 INCREASE THROUGH "STEP 1" AND RELATED - FUNDING SUPPORTING RETENTION AND RECRUITMENT OF LOW-INCOME, UNDERREPRESENTED MINORITY, AND FIRST-GENERATION STUDENTS (4.9% Average Increase)	TOTAL INCREASE	PERCENTAGE INCREASE IN FUNDING
Adams State University	\$17,280,257	\$667,785	\$1,119,388	\$1,787,173	10.3%
Colorado Mesa University	32,184,959	1,466,070	2,025,973	3,492,043	10.8%
Metropolitan State University	63,669,142	3,230,103	5,339,806	8,569,909	13.5%
Western Colorado University	15,035,379	779,717	679,345	1,459,062	9.7%
Colorado State University System	170,828,219	7,705,683	4,809,093	12,514,776	7.3%
Fort Lewis College	14,136,437	555,870	683,352	1,239,222	8.8%
University of Colorado System	241,373,927	10,949,973	8,140,657	19,090,630	7.9%
Colorado School of Mines	25,371,265	1,293,303	912,892	2,206,195	8.7%
University of Northern Colorado	47,004,464	2,170,451	2,549,655	4,720,106	10.0%
Community College System	189,865,735	9,568,286	14,548,624	24,116,910	12.7%
<b>Sub-total, Governing Boards</b>	<b>816,749,784</b>	<b>38,387,241</b>	<b>40,808,785</b>	<b>79,196,026</b>	<b>9.7%</b>
Colorado Mountain College	9,010,042	423,472	234,494	657,966	7.3%
Aims Community College	10,653,783	500,728	328,500	829,228	7.8%
Area Technical Colleges	13,910,021	653,771	425,931	1,079,702	7.8%
<b>Total</b>	<b>\$850,323,630</b>	<b>\$39,965,213</b>	<b>\$41,797,710</b>	<b>\$81,762,923</b>	<b>9.6%</b>
Financial aid programs aligned with funding for institutions	193,849,624	9,048,074	9,462,950	18,511,024	9.6%
<b>Grand Total</b>	<b>\$1,044,173,254</b>	<b>\$49,013,287</b>	<b>\$51,260,660</b>	<b>\$100,273,947</b>	

**TUITION SPENDING AUTHORITY:** The bill includes an increase of \$129,704,854 cash funds spending authority for state public institutions’ tuition revenue for FY 2021-22. The spending authority is based on the assumption that undergraduate resident tuition rates will increase by no more than 3.0 percent except at the University of Northern Colorado where these rates may increase by up to 7.0 percent. No limitations are assumed on tuition rates for graduate and nonresident students. The FY 2021-22 Long Bill includes total tuition spending authority for the state governing boards of \$2.41 billion, of which \$1.32 billion is estimated to be from students with in-state tuition status (Colorado residents) and \$1.09 billion is estimated to be from students classified as nonresidents. Total tuition revenue for FY 2021-22 is projected to be well above FY 2020-21 but still slightly below the FY 2019-20 actual tuition revenue of \$2.43 billion. The FY 2021-22 projection reflects the steep revenue decline estimated for FY 2020-21 and a substantial bounce-back projected for FY 2021-22.

**STUDENT FEE ADJUSTMENTS:** The bill includes an increase of \$11,608,144 cash funds for the projected increase in higher education mandatory student fee revenue. Mandatory higher education fees are shown for informational purposes only. A Long Bill supplemental reduced the fee projection for FY 2020-21. The FY 2021-22 increase reflects the post-pandemic restoration of some fee amounts.

**COLORADO STATE FOREST SERVICE WILDFIRE MITIGATION PROGRAMS AT CSU:** The bill increases the appropriation to the Forest Restoration and Wildfire Risk Mitigation Grant Program Cash Fund by \$7.0 million General Fund, for a total appropriation of \$8.0 million, and provides an appropriation to the Healthy Forests and Vibrant Communities Fund of \$2.0 million General Fund. These appropriations support state staff and community grant programs managed by the Colorado State Forest Service, which is part of Colorado State University. The funds are for programs to increase forest health and reduce the volume of dead timber and other materials that increase the risk and potential damage from wildfires, particularly in the wildland urban interface. Funding at this level is expected to be ongoing.

**RESTORE CYBERCODING CRYPTOLOGY PROGRAM:** The bill restores funding for the Cybercoding Cryptology Program to the level in FY 2019-20, eliminating a FY 2020-21 cut of \$2,000,000 General Fund. The General Fund is then reappropriated to the governing boards to fully restore support to the FY 2019-20 level. The program supports the development of cybersecurity certificates and degree programs at state institutions, as well as grants to the National Cybersecurity Center (via the University of Colorado at Colorado Springs) and other institutional programs to support cybersecurity research and promote development of the cybersecurity profession and industry in Colorado.

**FORT LEWIS COLLEGE NATIVE AMERICAN TUITION WAIVER:** The bill includes an increase of \$2,254,481 General Fund (10.6%) for the Fort Lewis College Native American tuition waiver to provide a total of \$24,045,076 General Fund for the waiver. Waiver payments are mandated by Section 23-52-105 (1)(b)(I), C.R.S., which requires the General Assembly to fund 100 percent of the tuition obligations for qualifying Native American students attending Fort Lewis College. Funding for the tuition waiver is made one year in arrears and is calculated based on the prior year enrollment estimates. Almost all funds support Native American students who are not Colorado residents, although the majority of these are from tribes with historic ties to Colorado.

**RESTORE COLORADO FIRST CUSTOMIZED JOB TRAINING:** The bill includes an increase of \$1,000,000 reappropriated funds transferred from the Governor's Office of Economic Development and International Trade for the Colorado First and Existing Industry job training programs. This program supports employee training through the Colorado Community College System for businesses relocating to or expanding in Colorado. The increase reflects the restoration of funding for this program in the Governor's Office to the FY 2019-20 level of \$4.5 million.

**RESTORE CUMBRES AND TOLTEC RAILROAD SUPPORT:** The bill increases funding for the Cumbres and Toltec Scenic Railroad by \$871,500, restoring all funds for operation of the Railroad Commission and 75.0 percent of funds previously authorized for capital-related expenditures to the FY 2019-20 level. Funding provided in FY 2021-22 may be used to support railroad operating costs, as well as maintenance and improvement of locomotives, tracks, and passenger cars, but is only included for the 2021-22 fiscal year and will not continue in FY 2022-23 without further authorization.

**RESTORE INSTITUTE OF CANNABIS RESEARCH SUPPORT:** The bill includes \$800,000 cash funds from the Marijuana Tax Cash Fund to restore funding for the Institute of Cannabis Research to the FY 2019-20 level of \$1.8 million. The bill also includes technical changes to provide funding through two line items rather than one, reflecting the Institute's current legal structure, and provides limited roll-forward authority for grants. Institute operations are hosted at CSU Pueblo, although grants support research throughout the state.

**LEASE PURCHASE PAYMENT ADJUSTMENTS:** The bill includes annual technical adjustments to three lease purchase obligations: the University of Colorado Health Sciences Center at Fitzsimons lease purchase authorized by H.B. 03-1256; the Higher Education Federal Mineral Lease (FML) Revenues lease purchase that supported the construction of various higher education capital construction projects in 2008; and the lease purchase for the new History Colorado Center authorized in 2008. The bill includes an increase of \$542,263 General Fund to backfill projected declines in Tobacco Settlement and FML cash funds that offset General Fund otherwise required for the Fitzsimons and FML lease purchase obligations. The bill also includes a scheduled increase in the History Colorado lease purchase payment.

**RESTORE TEACHER MENTOR GRANTS:** The bill adds \$548,477 General Fund and 0.5 FTE to partially restore funding for grants authorized in S.B. 19-190 (Growing Great Teachers). The program provides financial incentives for experienced teachers who serve as mentors to new teachers and encourages school districts to develop more robust programs for onboarding new educators.

**RESTORE RURAL TEACHER RECRUITMENT, RETENTION, AND PROFESSIONAL DEVELOPMENT:** The bill restores \$500,000 General Fund for the Rural Educator Recruitment, Retention, and Professional Development line item to provide total funding of \$1.2 million. This line item supports fellowships and stipends for students in education programs who do student teaching in rural districts, provides stipends for teachers in rural areas pursuing

alternative teacher certification, and provides stipends for rural teachers who are pursuing National Board Certification or additional training to be certified to teach concurrent enrollment. The line item also supports a contract with a rural education coordinator (currently housed at the University of Northern Colorado) and the high school teacher cadet program.

**DISTRIBUTION FOR CAREER AND TECHNICAL EDUCATION:** The bill adds \$466,119 reappropriated funds transferred from the Department of Education consistent with amounts in the Department of Education that are used to support career and technical education programs in secondary schools.

**RESTORE PROSECUTION FELLOWSHIP PROGRAM:** The bill restores \$356,496 General Fund for the Prosecution Fellowship Program that places six recent law school graduates from the University of Colorado and the University of Denver in rural district attorney offices for one-year fellowships to support these offices and learn about district attorney operations in rural areas.

**CENTRALLY APPROPRIATED LINE ITEMS:** The bill includes adjustments to centrally appropriated line items for central department operations and History Colorado, as detailed in the table below. Costs for the institutions of higher education are not included in these amounts.

CENTRALLY APPROPRIATED LINE ITEMS						
	TOTAL FUNDS	GENERAL FUND	CASH FUNDS	REAPPROPRIATED FUNDS	FEDERAL FUNDS	FTE
Salary survey	\$508,710	\$47,286	\$332,726	\$96,196	\$32,502	0.0
Payment to risk management / property funds adjustment	116,691	0	104,920	11,771	0	0.0
Health, life, and dental adjustment	60,221	88,049	30,138	108,606	(166,572)	0.0
Legal services adjustment	3,909	0	(10,858)	14,767	0	0.0
Payments to OIT adjustment	(358,766)	2,293	(361,968)	909	0	0.0
CORE adjustment	(37,662)	0	(14,632)	(23,030)	0	0.0
AED adjustment	(20,799)	13,286	(23,616)	15,841	(26,310)	0.0
SAED adjustment	(20,799)	13,286	(23,616)	15,841	(26,310)	0.0
Workers' compensation adjustment	(3,406)	0	(1,471)	(1,935)	0	0.0
Short-term disability adjustment	(1,374)	312	(907)	256	(1,035)	0.0
<b>TOTAL</b>	<b>\$246,725</b>	<b>\$164,512</b>	<b>\$30,716</b>	<b>\$239,222</b>	<b>(\$187,725)</b>	<b>0.0</b>

**AURARIA HIGHER EDUCATION CENTER:** The bill increases spending authority for the Auraria Higher Education Center by \$100,000 for funds received from the institutions operating on the Auraria campus (University of Colorado – Denver, Metropolitan State University of Denver, and the Community College of Denver).

**INDIRECT COST ADJUSTMENTS:** The bill includes adjustments consistent with the Department’s indirect cost plan.

**HIGHER EDUCATION INSTITUTION EMPLOYEES:** The bill includes a net decrease of 189.3 FTE for the governing boards. These FTE are shown for informational purposes only.

**GENERAL FUND SUPPORT FOR HISTORY COLORADO LEASE PURCHASE PAYMENTS:** The bill provides General Fund to pay History Colorado’s FY 2021-22 lease purchase payment obligation of \$3,525,209 in lieu of limited gaming revenue deposited in the State Historical Fund. The COVID-19 pandemic has significantly reduced limited gaming revenue, and, even before the pandemic, History Colorado’s limited gaming and earned revenue receipts were not increasing at a rate sufficient to cover escalating lease purchase obligations. General Fund support for History Colorado’s annual lease purchase payment is expected to continue in future years.

**ANNUALIZE FITZSIMONS LEASE PURCHASE PRE-PAYMENT:** The bill includes the second year impact of a FY 2020-21 Long Bill supplemental appropriation to pre-pay a portion of the Fitzsimons lease purchase obligation. The FY 2021-22 appropriation eliminates the one-time FY 2020-21 pre-payment amount (\$5,615,000 General Fund) and



reduces the FY 2021-22 lease purchase payment for the University of Colorado, Lease Purchase of Academic Facilities at Fitzsimons line item by \$2,030,750 General Fund. Lower lease purchase payments are expected to be ongoing.

**HIGHER EDUCATION LIMITED GAMING ADJUSTMENT:** The bill includes a decrease of \$2,044,497 cash funds for community college and other designated institutions' revenue from limited gaming funds. These funds are received based on Constitutional provisions and are shown for informational purposes only. This decrease reflects the overall decline in receipts from FY 2018-19 to FY 2019-20.

**TOBACCO MASTER SETTLEMENT AGREEMENT REVENUE ADJUSTMENT:** The bill includes a decrease of \$694,141 cash funds for a projected decrease in revenue to the Tobacco Settlement Health Education Fund appropriated to the Regents of the University of Colorado for programs on the medical campus.

**HISTORY COLORADO INFORMATIONAL FUNDS ADJUSTMENTS:** The bill includes a reduction of \$520,000 for a revised estimate of limited gaming funds distributed to gaming cities from the State Historical Fund and a reduction of \$60,000 in estimated cash funds appropriations by the State of New Mexico to support the Cumbres and Toltec Scenic Railroad. Both amounts are shown for informational purposes only.

**COLORADO GEOLOGICAL SURVEY:** The bill removes informational amounts from the appropriation and provides a 2.5 percent inflationary increase on the balance, which consists of General Fund and Severance Tax Tier 1 funds. The inflationary adjustment of \$54,878 is paid from the General Fund due to limitations in available Severance Tax.

**ANNUALIZE PRIOR YEAR BUDGET ACTIONS:** The bill includes adjustments for the second-year impact of prior year budget actions.

ANNUALIZE PRIOR YEAR BUDGET ACTIONS						
	TOTAL FUNDS	GENERAL FUND	CASH FUNDS	REAPPROPRIATED FUNDS	FEDERAL FUNDS	FTE
FY 20-21 General Fund Health, Life, and Dental /personal services reduction	\$54,884	\$54,884	\$0	\$0	\$0	0.0
General Fund Exempt adjustment	0	0	0	0	0	0.0
FY 20-21 Division of Private Occupational Schools IT system	(100,000)	0	(100,000)	0	0	0.0
<b>TOTAL</b>	<b>(\$45,116)</b>	<b>\$54,884</b>	<b>(\$100,000)</b>	<b>\$0</b>	<b>\$0</b>	<b>0.0</b>

**ANNUALIZE PRIOR YEAR LEGISLATION:** The bill includes adjustments for the out-year impact of prior year legislation.

ANNUALIZE PRIOR YEAR LEGISLATION						
	TOTAL FUNDS	GENERAL FUND	CASH FUNDS	REAPPROPRIATED FUNDS	FEDERAL FUNDS	FTE
HB 20-1385 Use of Increased Medicaid Match	\$4,310,802	\$2,155,401	\$0	\$2,155,401	\$0	0.0
HB 20-1398 Depreciation Lease Equivalent Adjustment (restore)	3,461,717	3,461,717	0	0	0	0.0
HB 20-1398 Depreciation Lease Equivalent Adjustment (annualize)	1,227,716	1,227,716	0	0	0	0.0
HB 20-1379 PERA Direct Distribution	478,087	25,566	233,519	152,559	66,443	0.0
SB18-200 PERA unfunded liability	2,656	277	1,994	256	129	0.0
SB 21-109 AHEC Bond Payments	(5,500,000)	(2,750,000)	(2,750,000)	0	0	0.0
SB 19-001 Medication Assisted Treatment	(2,500,000)	0	(2,500,000)	0	0	0.0
HB 18-1331 Open Educational Resources	(961,176)	(961,176)	0	0	0	(1.0)
SB 16-196 Inclusive HED Pilot	(500,000)	(250,000)	0	(250,000)	0	0.0
SB 19-228 Substance Use Disorders Prevention Measures (perinatal data project)	(50,000)	0	(50,000)	0	0	0.0

ANNUALIZE PRIOR YEAR LEGISLATION						
	TOTAL FUNDS	GENERAL FUND	CASH FUNDS	REAPPROPRIATED FUNDS	FEDERAL FUNDS	FTE
SB18-200 PERA unfunded liability adjustment	(2,205)	(230)	(1,277)	(480)	(218)	0.0
<b>TOTAL</b>	<b>(\$32,403)</b>	<b>\$2,909,271</b>	<b>(\$5,065,764)</b>	<b>\$2,057,736</b>	<b>\$66,354</b>	<b>(1.0)</b>

**OTHER:** The bill includes other technical adjustments, including net \$0 adjustments to General Fund Exempt amounts that are offset by General Fund changes, fund source adjustments for CSU veterinary capital outlay, and reductions in fee appropriations for the Western Interstate Commission on Higher Education.

## SUMMARY OF CHANGES BY LONG BILL DIVISION

SUMMARY TABLE FOR DEPARTMENT OF HIGHER EDUCATION						
	TOTAL FUNDS	GENERAL FUND <sup>1</sup>	CASH FUNDS	REAPPROPRIATED FUNDS	FEDERAL FUNDS	FTE
FY 2020-21 Appropriation	\$3,969,217,295	\$607,268,340	\$2,904,421,594	\$431,676,885	\$25,850,476	26,733.3
Long Bill supplemental	(212,320,784)	5,481,365	(217,668,514)	(133,635)	0	0.0
<b>FY 2020-21 Adjusted Appropriation</b>	<b>\$3,756,896,511</b>	<b>\$612,749,705</b>	<b>\$2,686,753,080</b>	<b>\$431,543,250</b>	<b>\$25,850,476</b>	<b>26,733.3</b>
<b>CHANGES FROM FY 2020-21 BY LONG BILL DIVISION</b>						
Department Administrative Office	\$779,696	\$244,962	\$264,235	\$391,781	(\$121,282)	0.0
Colorado Commission on Higher Education and Higher Education Special Purpose Programs	6,937,576	7,084,624	(24,599)	195,343	(317,792)	(0.5)
Colorado Commission on Higher Education Financial Aid	20,765,505	21,228,141	0	(462,636)	0	0.0
College Opportunity Fund Program	557,807,741	557,807,741	0	0	0	0.0
Governing Boards	693,092,897	0	136,276,596	556,816,301	0	(200.7)
Local District College Grants Pursuant to Section 23-71-301, C.R.S.	12,639,976	12,892,212	(252,236)	0	0	0.0
Division of Occupational Education	10,613,633	9,147,514	0	1,466,119	0	0.0
Auraria Higher Education Center	(5,400,000)	(2,750,000)	(2,750,000)	100,000	0	11.4
History Colorado	795,827	4,396,753	(3,600,912)	0	(14)	0.0
<b>TOTAL FY 2021-22 LONG BILL APPROPRIATION</b>	<b>\$5,054,929,362</b>	<b>\$1,222,801,652</b>	<b>\$2,816,666,164</b>	<b>\$990,050,158</b>	<b>\$25,411,388</b>	<b>26,543.5</b>
\$ Change from prior year	\$1,298,032,851	\$610,051,947	\$129,913,084	\$558,506,908	(\$439,088)	(189.8)
% Change from prior year	34.6%	99.6%	4.8%	129.4%	(1.7%)	(0.7%)

<sup>1</sup> Includes General Fund Exempt. See Appendix D for more information.

## APPROPRIATION DETAIL BY LONG BILL DIVISION

**DEPARTMENT ADMINISTRATIVE OFFICE:** This office includes funding for centrally appropriated items for the Colorado Commission on Higher Education, the Division of Private Occupational Schools, and the Historical Society. These centrally appropriated items include salary survey, risk management, leased space, health benefits, and other miscellaneous expenses. These expenses are not appropriated centrally for the other divisions within the Department.

DEPARTMENT ADMINISTRATIVE OFFICE						
	TOTAL FUNDS	GENERAL FUND	CASH FUNDS	REAPPROPRIATED FUNDS	FEDERAL FUNDS	FTE
<b>FY 2020-21 Appropriation</b>	<b>\$5,213,901</b>	<b>\$332,334</b>	<b>\$3,099,995</b>	<b>\$1,192,140</b>	<b>\$589,432</b>	<b>0.0</b>
<b>CHANGES FROM FY 2020-21 APPROPRIATION</b>						

DEPARTMENT ADMINISTRATIVE OFFICE						
	TOTAL FUNDS	GENERAL FUND	CASH FUNDS	REAPPROPRIATED FUNDS	FEDERAL FUNDS	FTE
Annualize prior year legislation	\$478,087	\$25,566	\$233,519	\$152,559	\$66,443	0.0
Centrally appropriated line items	246,725	164,512	30,716	239,222	(187,725)	0.0
Annualize prior year budget actions	54,884	54,884	0	0	0	0.0
<b>TOTAL FY 2021-22 LONG BILL APPROPRIATION</b>	<b>\$5,993,597</b>	<b>\$577,296</b>	<b>\$3,364,230</b>	<b>\$1,583,921</b>	<b>\$468,150</b>	<b>0.0</b>
\$ Change from prior year	\$779,696	\$244,962	\$264,235	\$391,781	(\$121,282)	0.0
% Change from prior year	15.0%	73.7%	8.5%	32.9%	(20.6%)	n/a

**COLORADO COMMISSION ON HIGHER EDUCATION AND HIGHER EDUCATION SPECIAL PURPOSE PROGRAMS:** This division includes funding for the Commission's staff, the Division of Private Occupational Schools, and special purpose initiatives funded within the Department. The sources of cash funds include indirect cost recoveries and fees paid to the Division of Private Occupational Schools. The sources of reappropriated funds include indirect cost recoveries.

COLORADO COMMISSION ON HIGHER EDUCATION AND HIGHER EDUCATION SPECIAL PURPOSE PROGRAMS						
	TOTAL FUNDS	GENERAL FUND	CASH FUNDS	REAPPROPRIATED FUNDS	FEDERAL FUNDS	FTE
FY 2020-21 Appropriation	\$134,832,661	\$28,043,514	\$73,520,135	\$27,856,260	\$5,412,752	87.7
Long Bill supplemental	5,615,000	5,615,000	0	0	0	0.0
<b>FY 2020-21 Adjusted Appropriation</b>	<b>\$140,447,661</b>	<b>\$33,658,514</b>	<b>\$73,520,135</b>	<b>\$27,856,260</b>	<b>\$5,412,752</b>	<b>87.7</b>
<b>CHANGES FROM FY 2020-21 APPROPRIATION</b>						
Colorado State Forest Service wildfire mitigation programs at CSU	\$9,000,000	\$9,000,000	\$0	\$0	\$0	0.0
Annualize prior year legislation	3,727,985	3,728,260	24	(224)	(75)	(1.0)
Restore Institute of Cannabis Research support	800,000	0	800,000	0	0	0.0
Restore Teacher Mentor Grants	548,477	548,477	0	0	0	0.5
Restore Rural Teacher Recruitment, Retention, and Professional Development	500,000	500,000	0	0	0	0.0
Restore Prosecution Fellowship Program	356,496	356,496	0	0	0	0.0
Lease purchase payment adjustments	141,257	542,263	(540,000)	138,994	0	0.0
Indirect cost adjustments	89,118	0	(2,396)	102,403	(10,889)	0.0
Annualize Fitzsimons lease purchase pre-payment	(7,645,750)	(7,645,750)	0	0	0	0.0
Colorado Geological Survey	(479,082)	54,878	(175,099)	(51,958)	(306,903)	0.0
Annualize prior year budget actions	(100,000)	0	(100,000)	0	0	0.0
Other	(925)	0	(7,128)	6,128	75	0.0
<b>TOTAL FY 2021-22 LONG BILL APPROPRIATION</b>	<b>\$147,385,237</b>	<b>\$40,743,138</b>	<b>\$73,495,536</b>	<b>\$28,051,603</b>	<b>\$5,094,960</b>	<b>87.2</b>
\$ Change from prior year	\$6,937,576	\$7,084,624	(\$24,599)	\$195,343	(\$317,792)	(0.5)
% Change from prior year	4.9%	21.0%	(0.0%)	0.7%	(5.9%)	(0.6%)

**COLORADO COMMISSION ON HIGHER EDUCATION FINANCIAL AID:** This division includes the state funded financial aid programs, most of which are administered by CCHE.

COLORADO COMMISSION ON HIGHER EDUCATION FINANCIAL AID						
	TOTAL FUNDS	GENERAL FUND	CASH FUNDS	REAPPROPRIATED FUNDS	FEDERAL FUNDS	FTE
FY 2020-21 Appropriation	\$215,640,219	\$214,320,698	\$0	\$1,319,521	\$0	0.0
Long Bill supplemental	0	0	0	0	0	0.0
<b>FY 2020-21 Adjusted Appropriation</b>	<b>\$215,640,219</b>	<b>\$214,320,698</b>	<b>\$0</b>	<b>\$1,319,521</b>	<b>\$0</b>	<b>0.0</b>
<b>CHANGES FROM FY 2020-21 APPROPRIATION</b>						
Increase operating support for public higher education and financial aid	\$18,511,024	\$18,511,024	\$0	\$0	\$0	0.0
Fort Lewis College Native American tuition waiver	2,254,481	2,254,481	0	0	0	0.0
Indirect cost adjustments	0	462,636	0	(462,636)	0	0.0
<b>TOTAL FY 2021-22 LONG BILL APPROPRIATION</b>	<b>\$236,405,724</b>	<b>\$235,548,839</b>	<b>\$0</b>	<b>\$856,885</b>	<b>\$0</b>	<b>0.0</b>
\$ Change from prior year	\$20,765,505	\$21,228,141	\$0	(\$462,636)	\$0	0.0
% Change from prior year	9.6%	9.9%	n/a	(35.1%)	n/a	n/a

**COLLEGE OPPORTUNITY FUND PROGRAM:** This section includes General Fund for student stipend payments for students attending state-operated higher education institutions and students attending private institutions, and for fee-for-service contracts between CCHE and the institutions.

COLLEGE OPPORTUNITY FUND PROGRAM						
	TOTAL FUNDS	GENERAL FUND	CASH FUNDS	REAPPROPRIATED FUNDS	FEDERAL FUNDS	FTE
FY 2020-21 Appropriation	\$345,440,572	\$345,440,572	\$0	\$0	\$0	0.0
Long Bill supplemental	(133,635)	(133,635)	0	0	0	0.0
<b>FY 2020-21 Adjusted Appropriation</b>	<b>\$345,306,937</b>	<b>\$345,306,937</b>	<b>\$0</b>	<b>\$0</b>	<b>\$0</b>	<b>0.0</b>
<b>CHANGES FROM FY 2020-21 APPROPRIATION</b>						
Restore General Fund support for public institutions of higher education	\$474,706,313	\$474,706,313	\$0	\$0	\$0	0.0
Increase operating support for public higher education and financial aid	79,196,027	79,196,027	0	0	0	0.0
Restore Cybercoding Cryptology program	2,000,000	2,000,000	0	0	0	0.0
Annualize prior year legislation	1,905,401	1,905,401	0	0	0	0.0
<b>TOTAL FY 2021-22 LONG BILL APPROPRIATION</b>	<b>\$903,114,678</b>	<b>\$903,114,678</b>	<b>\$0</b>	<b>\$0</b>	<b>\$0</b>	<b>0.0</b>
\$ Change from prior year	\$557,807,741	\$557,807,741	\$0	\$0	\$0	0.0
% Change from prior year	161.5%	161.5%	n/a	n/a	n/a	n/a

**GOVERNING BOARDS:** This division includes cash funds spending authority for tuition, academic and academic facility fees, and tobacco revenues. It also includes reappropriated funds spending authority for the state-operated higher education institutions from student stipend payments and fee-for-service contracts.

GOVERNING BOARDS						
	TOTAL FUNDS	GENERAL FUND	CASH FUNDS	REAPPROPRIATED FUNDS <sup>1</sup>	FEDERAL FUNDS	FTE
FY 2020-21 Appropriation	\$3,138,426,895	\$0	\$2,793,720,723	\$344,706,172	\$0	26,304.1
Long Bill supplemental	(217,802,149)	0	(217,668,514)	(133,635)	0	0.0
<b>FY 2020-21 Adjusted Appropriation</b>	<b>\$2,920,624,746</b>	<b>\$0</b>	<b>\$2,576,052,209</b>	<b>\$344,572,537</b>	<b>\$0</b>	<b>26,304.1</b>
CHANGES FROM FY 2020-21 APPROPRIATION						
Restore General Fund support for public institutions of higher education	\$473,714,874	\$0	\$0	\$473,714,874	\$0	0.0
Tuition spending authority	129,704,854	0	129,704,854	0	0	0.0
Increase operating support for public higher education and financial aid	79,196,026	0	0	79,196,026	0	0.0
Student fee adjustments	11,608,144	0	11,608,144	0	0	0.0
Restore Cybercoding Cryptology program	2,000,000	0	0	2,000,000	0	0.0
Higher education institution employees	0	0	0	0	0	(200.7)
Higher Education limited gaming adjustment	(1,792,261)	0	(1,792,261)	0	0	0.0
Tobacco Master Settlement Agreement revenue adjustment	(694,141)	0	(694,141)	0	0	0.0
Annualize prior year legislation	(644,599)	0	(2,550,000)	1,905,401	0	0.0
<b>TOTAL FY 2021-22 LONG BILL APPROPRIATION</b>	<b>\$3,613,717,643</b>	<b>\$0</b>	<b>\$2,712,328,805</b>	<b>\$901,388,838</b>	<b>\$0</b>	<b>26,103.4</b>
\$ Change from prior year	\$693,092,897	\$0	\$136,276,596	\$556,816,301	\$0	(200.7)
% Change from prior year	23.7%	n/a	5.3%	161.6%	n/a	(0.8%)

<sup>1</sup>Reappropriated amounts in this section reflect General Fund amounts that are initially appropriated in the College Opportunity Fund Program section.

#### INSTITUTIONAL VERSUS STUDENT PERSPECTIVE ON COSTS AND REVENUE

*Institutional perspective -- Total Revenue:* The estimated total revenue per student FTE, based on amounts included in the Long Bill, is shown below. This does not include federal stimulus funding provided directly to institutions, which may be expended in FY 2021-22, as well as FY 2020-21.

TOTAL AMOUNT REFLECTED IN THE LONG BILL PER TOTAL STUDENT FTE			
	TOTAL LONG BILL REVENUE (STATE SUPPORT, TUITION, FEES)	TOTAL PROJECTED STUDENT FTE	REVENUE PER STUDENT FTE
Adams State University	\$44,170,418	2,298.3	\$19,219
Colorado Mesa University	112,277,141	7,309.1	15,361
Metropolitan State University	219,471,786	12,651.7	17,347
Western Colorado University	39,340,129	1,906.7	20,633
Colorado State University System	744,794,304	28,177.7	26,432
Fort Lewis College	63,618,719	3,029.2	21,002
University of Colorado System	1,518,130,332	58,979.4	25,740
Colorado School of Mines	207,824,194	6,652.0	31,242
University of Northern Colorado	148,512,433	7,141.8	20,795
Community College System	515,578,187	46,216.1	11,156
<b>TOTAL</b>	<b>\$3,613,717,643</b>	<b>174,362.0</b>	<b>\$20,725</b>

*Student perspective -- tuition and fees:* The weighted average of tuition and fees for resident and nonresident students, based on the tuition and enrollment forecasts are shown below by governing board.

STUDENT VIEWPOINT: TUITION AND MANDATORY FEES (WEIGHTED AVERAGE, GRADUATE AND UNDERGRADUATE) FY 2021-22 ESTIMATED			
	RESIDENT TUITION	NONRESIDENT TUITION	MANDATORY FEES (ALL STUDENTS)
Adams State University	\$7,703	\$11,091	\$2,061

**STUDENT VIEWPOINT: TUITION AND MANDATORY FEES  
(WEIGHTED AVERAGE, GRADUATE AND UNDERGRADUATE) FY 2021-22 ESTIMATED**

	RESIDENT TUITION	NONRESIDENT TUITION	MANDATORY FEES (ALL STUDENTS)
Colorado Mesa University	9,156	12,066	744
Metropolitan State University	8,652	23,462	2,345
Western Colorado University	6,326	15,300	2,978
Colorado State University System	11,925	28,536	2,808
Fort Lewis College	7,136	19,532	1,764
University of Colorado System	12,774	35,393	1,637
Colorado School of Mines	16,842	35,364	2,331
University of Northern Colorado	9,653	19,732	2,484
Community College System	5,555	13,220	403

*STUDENT ENROLLMENT ESTIMATES*

The estimates below reflect institutional estimates used for Long Bill calculations.

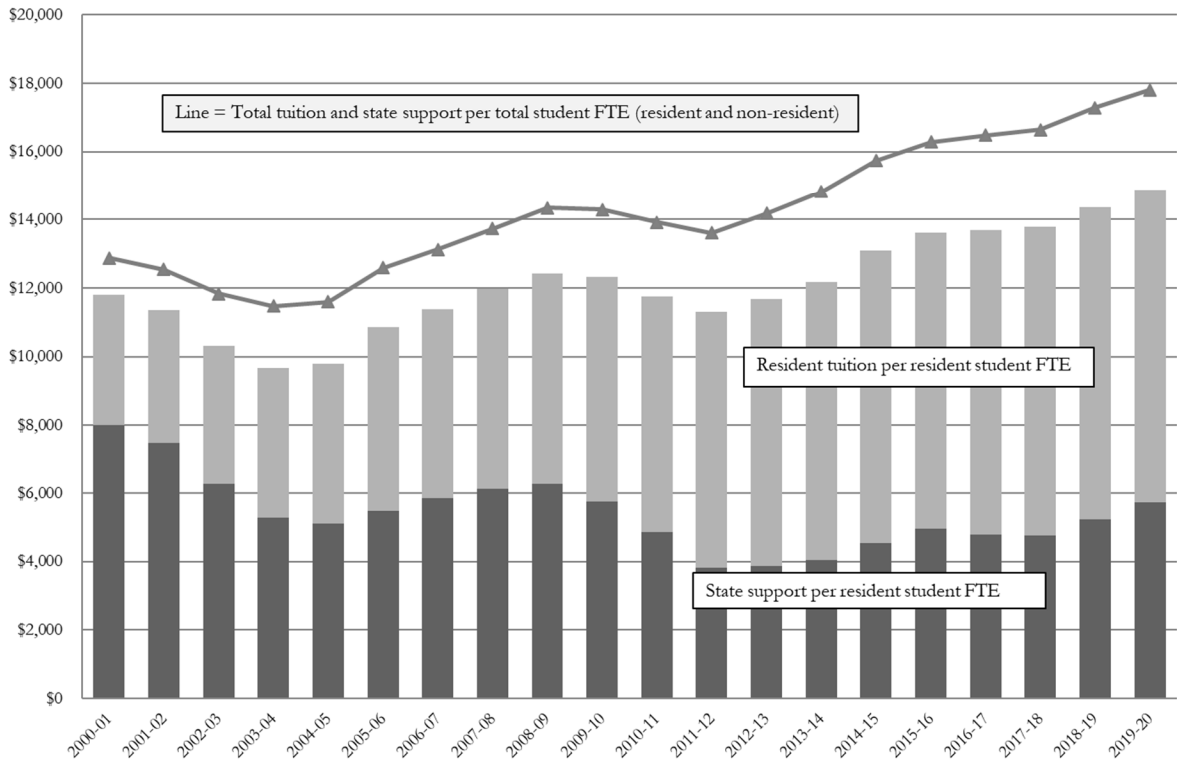
**FY 2021-22 STUDENT FTE ENROLLMENT ESTIMATES USED FOR LONG BILL APPROPRIATIONS  
(INSTITUTIONAL FORECAST)**

	RESIDENT STUDENT FTE	NON-RESIDENT STUDENT FTE	TOTAL STUDENT FTE
Adams State University	1,513.3	785.0	2,298.3
Colorado Mesa University	6,148.2	1,160.9	7,309.1
Metropolitan State University	12,125.0	526.7	12,651.7
Western Colorado University	1,360.0	546.7	1,906.7
Colorado State University System	19,450.4	8,727.3	28,177.7
Fort. Lewis College	1,312.2	1,717.0	3,029.2
University of Colorado System	41,692.8	17,286.6	58,979.4
Colorado School of Mines	3,806.3	2,845.7	6,652.0
University of Northern Colorado	6,138.8	1,003.0	7,141.8
Community College System	44,155.4	2,060.7	46,216.1
<b>TOTAL</b>	137,702.4	36,659.6	174,362.0

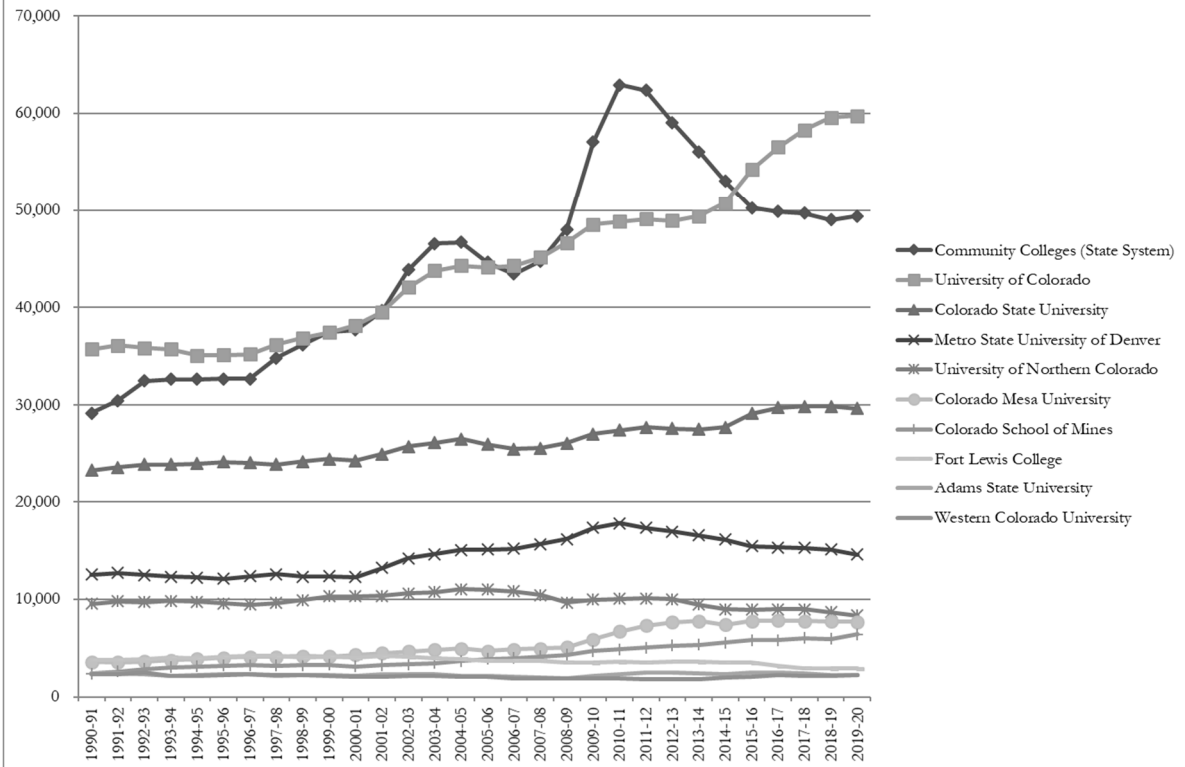
*HIGHER EDUCATION ENROLLMENT AND FUNDING TRENDS*

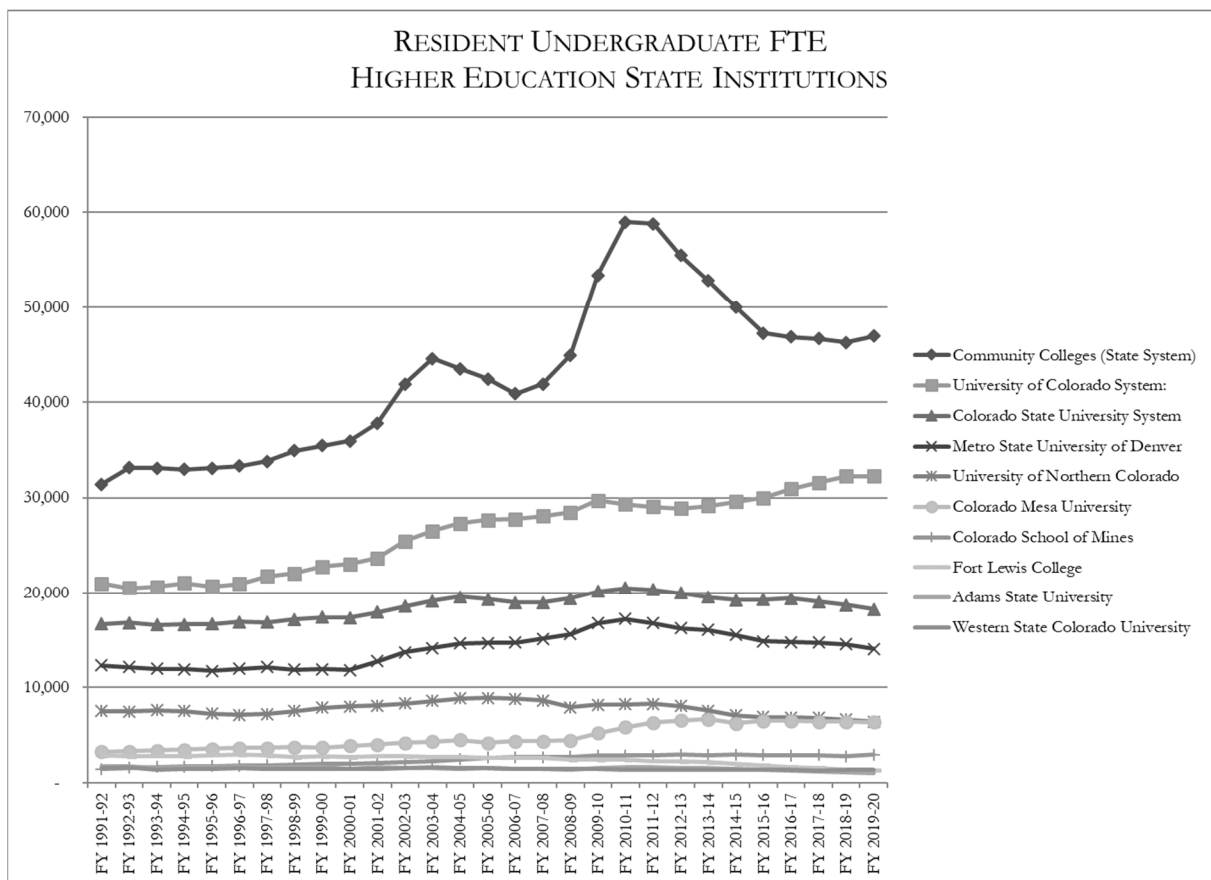
The charts below are based on actual data through FY 2019-20. Based on current estimates, both revenue and student FTE will show a decline for FY 2020-21 but will rebound to close to the levels below in FY 2021-22.

### HIGHER EDUCATION STATE INSTITUTIONS' TUITION AND STATE SUPPORT PER STUDENT FTE IN CONSTANT FY 2019-20 DOLLARS



### TOTAL STUDENT FTE HIGHER EDUCATION STATE INSTITUTIONS





#### FUNDING ALLOCATION MODEL

House Bill 20-1366 created a new funding model beginning in FY 2021-22 that includes provisions for calculating fee-for-service contracts for state institutions and makes related changes to the calculation of state funding to support specialty education programs (e.g., medical and veterinary programs), area technical colleges, and local district colleges.

*COMPONENTS OF THE NEW MODEL:* Under the new funding model, fee-for-service contracts for institutions are based on 3 components:

- Step 1: Ongoing additional funding;
- Step 2: Performance funding; and
- Step 3: Temporary additional funding.

**Ongoing additional funding** is base building and may be awarded to an institution to make progress toward the commission's higher education master plan goals. The bill included a formula that may be used to recognize an institution's additional costs associated with educating and providing services to first-generation undergraduate students. Other mechanisms for distributing ongoing additional funding may also be used.

**Performance funding** is calculated based on an institution's change over time in performance on each performance funding metric compared to other institutions' change in performance and adjusted based on each institution's share of funding in the previous state fiscal year.

The performance funding metrics include:

- Resident student full-time equivalent enrollment;
- Credential completion;
- Resident Pell-eligible student population share;



- Resident underrepresented minority student population share;
- Retention rate;
- One-hundred-percent-of-time graduation rate;
- One-hundred-fifty-percent-of-time graduation rate; and
- Resident first-generation undergraduate student population share.

The Joint Budget Committee determines the amount of funding allocated to each performance funding metric for a fiscal year after considering recommendations from the Colorado Commission on Higher Education and Department of Higher Education that are developed in collaboration with the institutions.

**Temporary additional funding**, which is not base building, may be awarded to an institution for a specified period of time to address Commission master plan goals or other areas the commission identifies.

*SPECIAL PROGRAMS:* Minimum funding for specialty education programs, local district colleges, and area technical colleges provided pursuant to Section 23-18-304, Colorado Revised Statutes, is based on their previous year's funding, increased or decreased by the average percentage change in funding provided through the performance portion of the model. However, these programs may receive additional support.

*MODEL VERSION USED IN FY 2021-22:* For FY 2021-22, the introduced Long Bill provides an increase of 4.7 percent (\$40.0 million) for the institutions over the restored FY 2019-20 base through the performance funding portion of the model (Step 2) and 4.9 percent (\$41.8 million) through Step 1 of the model and related adjustments. The Step 1 distribution components used include: enrollment of first generation students, enrollment of underrepresented minority students, enrollment of Pell eligible (low income) students, and improvements in retention of underrepresented minority students. An accompanying footnote expresses legislative intent that the Step 1 amounts be used to prioritize recruiting and retaining first generation, underrepresented minority, and low income students in FY 2021-22 and future years consistent with the goals of Colorado's Higher Education Master Plan. This may include the development, enhancement, and expansion of programs to recruit and retain such students as well as steps to reduce the cost of higher education through tuition rate freezes, reductions, and need-based scholarships for Colorado resident students.

**LOCAL DISTRICT COLLEGE GRANTS:** This section subsidizes the operations of the state's two local district junior colleges: Aims Community College and Colorado Mountain College. Institutions that are set up as local district junior colleges have special property tax districts that also support their operations and governing boards that are independent from the rest of the community college system. Students from the special property tax districts pay discounted tuition rates.

LOCAL DISTRICT COLLEGE GRANTS PURSUANT TO SECTION 23-71-301, C.R.S.						
	TOTAL FUNDS	GENERAL FUND	CASH FUNDS	REAPPROPRIATED FUNDS	FEDERAL FUNDS	FTE
FY 2020-21 Appropriation	\$9,919,040	\$8,258,807	\$1,660,233	\$0	\$0	0.0
Long Bill supplemental	0	0	0	0	0	0.0
<b>FY 2020-21 Adjusted Appropriation</b>	<b>\$9,919,040</b>	<b>\$8,258,807</b>	<b>\$1,660,233</b>	<b>\$0</b>	<b>\$0</b>	<b>0.0</b>
<b>CHANGES FROM FY 2020-21 APPROPRIATION</b>						
Restore General Fund support for public institutions of higher education	\$11,405,018	\$11,405,018	\$0	\$0	\$0	0.0
Increase operating support for public higher education and financial aid	1,487,194	1,487,194	0	0	0	0.0

LOCAL DISTRICT COLLEGE GRANTS PURSUANT TO SECTION 23-71-301, C.R.S.						
	TOTAL FUNDS	GENERAL FUND	CASH FUNDS	REAPPROPRIATED FUNDS	FEDERAL FUNDS	FTE
Higher Education limited gaming adjustment	(252,236)	0	(252,236)	0	0	0.0
<b>TOTAL FY 2021-22 LONG BILL APPROPRIATION</b>	<b>\$22,559,016</b>	<b>\$21,151,019</b>	<b>\$1,407,997</b>	<b>\$0</b>	<b>\$0</b>	<b>0.0</b>
\$ Change from prior year	\$12,639,976	\$12,892,212	(\$252,236)	\$0	\$0	0.0
% Change from prior year	127.4%	156.1%	(15.2%)	n/a	n/a	n/a

**DIVISION OF OCCUPATIONAL EDUCATION:** This division supervises and administers the occupational education programs of the state and approves the allocation and distribution of state and federal vocational education funds to the community colleges, local district colleges, area technical colleges, secondary school districts, and any other appropriate state and local educational agencies or institutions. This division also coordinates resources available for the promotion of job development, job training, and job retraining in the state.

DIVISION OF OCCUPATIONAL EDUCATION						
	TOTAL FUNDS	GENERAL FUND	CASH FUNDS	REAPPROPRIATED FUNDS	FEDERAL FUNDS	FTE
FY 2020-21 Appropriation	\$56,948,679	\$5,842,209	\$0	\$32,240,551	\$18,865,919	32.0
Long Bill supplemental	0	0	0	0	0	0.0
<b>FY 2020-21 Adjusted Appropriation</b>	<b>\$56,948,679</b>	<b>\$5,842,209</b>	<b>\$0</b>	<b>\$32,240,551</b>	<b>\$18,865,919</b>	<b>32.0</b>
CHANGES FROM FY 2020-21 APPROPRIATION						
Restore General Fund support for public institutions of higher education	\$8,067,812	\$8,067,812	\$0	\$0	\$0	0.0
Increase operating support for public higher education and financial aid	1,079,702	1,079,702	0	0	0	0.0
Restore Colorado First Customized Job Training	1,000,000	0	0	1,000,000	0	0.0
Distribution for Career and Technical Education	466,119	0	0	466,119	0	0.0
<b>TOTAL FY 2021-22 LONG BILL APPROPRIATION</b>	<b>\$67,562,312</b>	<b>\$14,989,723</b>	<b>\$0</b>	<b>\$33,706,670</b>	<b>\$18,865,919</b>	<b>32.0</b>
\$ Change from prior year	\$10,613,633	\$9,147,514	\$0	\$1,466,119	\$0	0.0
% Change from prior year	18.6%	156.6%	n/a	4.5%	0.0%	0.0%

**AURARIA HIGHER EDUCATION CENTER:** Established by statute in 1974, the Auraria Higher Education Center (AHEC) is governed by a Board of Directors who oversee the centralized operations of the campus located in Denver. AHEC houses and provides common services to the Community College of Denver, Metropolitan State College of Denver, and the University of Colorado at Denver and Health Sciences Center.

AURARIA HIGHER EDUCATION CENTER						
	TOTAL FUNDS	GENERAL FUND	CASH FUNDS	REAPPROPRIATED FUNDS	FEDERAL FUNDS	FTE
FY 2020-21 Appropriation	\$29,439,958	\$2,750,000	\$2,750,000	\$23,939,958	\$0	189.0
<b>FY 2020-21 Adjusted Appropriation</b>	<b>\$29,439,958</b>	<b>\$2,750,000</b>	<b>\$2,750,000</b>	<b>\$23,939,958</b>	<b>\$0</b>	<b>189.0</b>
CHANGES FROM FY 2020-21 APPROPRIATION						
Auraria Higher Education Center	\$100,000	\$0	\$0	\$100,000	\$0	0.0
Higher education institution employees	0	0	0	0	0	11.4
Annualize prior year legislation	(5,500,000)	(2,750,000)	(2,750,000)	0	0	0.0
<b>TOTAL FY 2021-22 LONG BILL</b>	<b>\$24,039,958</b>	<b>\$0</b>	<b>\$0</b>	<b>\$24,039,958</b>	<b>\$0</b>	<b>200.4</b>

AURARIA HIGHER EDUCATION CENTER						
	TOTAL FUNDS	GENERAL FUND	CASH FUNDS	REAPPROPRIATED FUNDS	FEDERAL FUNDS	FTE
<b>APPROPRIATION</b>						
\$ Change from prior year	(\$5,400,000)	(\$2,750,000)	(\$2,750,000)	\$100,000	\$0	11.4
% Change from prior year	(18.3%)	(100.0%)	(100.0%)	0.4%	n/a	6.0%

**HISTORY COLORADO:** History Colorado, the State Historical Society founded in 1879, is an educational institution of the State and acts as trustee for the State in collecting, preserving, exhibiting, and interpreting collections and properties of state historical significance. History Colorado maintains museums and historical sites and provides assistance to local and regional historical societies and museums. It also distributes gaming revenue to gaming cities and through a state-wide grant program for historic preservation.

HISTORY COLORADO						
	TOTAL FUNDS	GENERAL FUND	CASH FUNDS	REAPPROPRIATED FUNDS	FEDERAL FUNDS	FTE
<b>FY 2020-21 Appropriation</b>	<b>\$33,355,370</b>	<b>\$2,280,206</b>	<b>\$29,670,508</b>	<b>\$422,283</b>	<b>\$982,373</b>	<b>120.5</b>
<b>CHANGES FROM FY 2020-21 APPROPRIATION</b>						
Restore Cumbres and Toltec Railroad support	\$871,500	\$871,500	\$0	\$0	\$0	0.0
Lease purchase payment adjustments	503,604	0	503,604	0	0	0.0
Annualize prior year legislation	723	44	693	0	(14)	0.0
General Fund support for History Colorado lease purchase payments	0	3,525,209	(3,525,209)	0	0	0.0
History Colorado informational funds adjustments	(580,000)	0	(580,000)	0	0	0.0
<b>TOTAL FY 2021-22 LONG BILL APPROPRIATION</b>	<b>\$34,151,197</b>	<b>\$6,676,959</b>	<b>\$26,069,596</b>	<b>\$422,283</b>	<b>\$982,359</b>	<b>120.5</b>
\$ Change from prior year	\$795,827	\$4,396,753	(\$3,600,912)	\$0	(\$14)	0.0
% Change from prior year	2.4%	192.8%	(12.1%)	0.0%	(0.0%)	0.0%

# DEPARTMENT OF HUMAN SERVICES

**Description:** The Department of Human Services is charged with the administration and supervision of all non-medical public assistance and welfare activities of the State, including assistance payments, food assistance, child welfare services, rehabilitation programs, behavioral health programs, and programs for the aging. The Department is also responsible for inspecting and licensing child care facilities and for the care and treatment of the State's dependent citizens who have a behavioral health disorder, are developmentally disabled, or are juvenile offenders. The Department operates two psychiatric hospitals, three regional centers for people with developmental disabilities, and ten institutions for delinquent youth. The Department supervises counties, which administer child welfare services for abused and neglected children and many public assistance programs. The Department also provides funding for community-based behavioral health services and contracts for the supervision and treatment of delinquent juveniles.

DEPARTMENT OF HUMAN SERVICES						
	TOTAL FUNDS	GENERAL FUND	CASH FUNDS	REAPPROPRIATED FUNDS	FEDERAL FUNDS	FTE
FY 2020-21 Appropriation	\$2,358,816,818	\$1,018,477,086	\$421,832,773	\$209,414,386	\$709,092,573	5,180.3
Long Bill supplemental	(2,347,000)	(2,347,000)	0	0	0	0.0
<b>FY 2020-21 Adjusted Appropriation</b>	<b>\$2,356,469,818</b>	<b>\$1,016,130,086</b>	<b>\$421,832,773</b>	<b>\$209,414,386</b>	<b>\$709,092,573</b>	<b>5,180.3</b>
<b>CHANGES FROM FY 2020-21 APPROPRIATION</b>						
Annualize prior year balancing actions	\$58,695,837	\$62,884,412	\$6,029,093	\$1,087,000	(\$11,304,668)	1.5
Centrally appropriated line items	26,071,890	12,415,991	3,371,463	(857,388)	11,141,824	0.0
Common policy provider rate adjustment	24,805,651	13,923,750	3,971,346	586,202	6,324,353	0.0
Provider rate increase pursuant to Section 20-5-104	22,288,264	10,698,368	4,457,653	0	7,132,243	0.0
Indirect cost assessment	5,941,886	697	866,252	1,749,246	3,325,691	0.0
Adjustment to funding for older Coloradans	3,390,204	0	0	0	3,390,204	0.0
Consent Decree fines and fees	3,053,000	3,053,000	0	0	0	0.0
Colorado Works STEP	2,000,000	0	0	0	2,000,000	0.0
National school lunch commodity storage and distribution	1,982,131	1,499,792	57,339	0	425,000	0.4
Family First Prevention Services Act	1,791,157	1,656,730	0	0	134,427	3.6
Excess federal Title IV-E cash fund spending authority	1,394,000	0	1,394,000	0	0	0.0
SNAP outreach	1,000,000	500,000	0	0	500,000	0.0
Legal representation cash fund spending authority	986,838	0	986,838	0	0	0.0
Behavioral health services for children in crisis	910,000	910,000	0	0	0	0.0
Nurse Home Visitor program	513,801	0	513,801	0	0	0.0
Restore S.B. 19-195 (Wraparound Services)	442,449	142,449	0	300,000	0	0.0
Jail Medication Consistency Program	380,000	0	380,000	0	0	0.0
PACE State Ombudsman	163,250	163,250	0	0	0	0.0
Meal interagency agreement true-up	147,615	0	0	147,615	0	0.0
Implement S.B. 19-235 (Automatic Voter Registration)	136,240	61,301	9,973	0	64,966	0.0
Early childhood programs refinance	0	(1,378,696)	0	0	1,378,696	0.0
Annualize prior year legislation	(78,120,035)	(49,887,853)	(975,471)	1,364,399	(28,621,110)	12.4
Annualize prior year budget actions	(24,767,579)	6,709,934	(2,050,332)	(861,789)	(28,565,392)	20.7
Early intervention program changes	(5,187,658)	(5,187,658)	0	0	0	0.0
Align contracted youth services with caseload	(2,477,525)	(2,411,253)	0	92,200	(158,472)	0.0
Non-prioritized budget requests	(2,295,344)	539,365	(444,499)	(2,557,558)	167,348	0.0
Administration efficiency and vacancy savings	(1,430,375)	(1,230,073)	0	(200,302)	0	(13.5)
MHI Pueblo restructure	(1,230,990)	(1,230,990)	0	0	0	(14.0)
Align youth services facilities with caseload	(1,203,758)	(1,203,758)	0	0	0	0.0
Reduction of central administrative staff	(737,266)	(339,032)	(29,058)	(257,617)	(111,559)	(7.0)
Tobacco Master Settlement Agreement	(347,489)	0	(347,489)	0	0	0.0
Align youth parole services with caseload	(316,216)	(316,216)	0	0	0	0.0

DEPARTMENT OF HUMAN SERVICES						
	TOTAL FUNDS	GENERAL FUND	CASH FUNDS	REAPPROPRIATED FUNDS	FEDERAL FUNDS	FTE
Technical corrections	(21,000)	38,661	751,303	(789,058)	(21,906)	0.0
<b>TOTAL FY 2021-22 LONG BILL APPROPRIATION</b>	<b>\$2,394,428,796</b>	<b>\$1,068,142,257</b>	<b>\$440,774,985</b>	<b>\$209,217,336</b>	<b>\$676,294,218</b>	<b>5,184.4</b>
\$ Change from prior year	\$37,958,978	\$52,012,171	\$18,942,212	(\$197,050)	(\$32,798,355)	4.1
% Change from prior year	1.6%	5.1%	4.5%	(0.1%)	(4.6%)	0.1%

## DESCRIPTION OF INCREMENTAL CHANGES

**LONG BILL SUPPLEMENTAL:** The bill includes a reduction to FY 2020-21 appropriations for fines and fees accrued as part of the Consent Decree resulting from the *Center for Legal Advocacy (d/b/a Disability Law Colorado) v. Barnes and Marshall (Colorado Department of Human Services)* lawsuit.

**ANNUALIZE PRIOR YEAR BALANCING ACTIONS:** The bill includes adjustments to restore funding for a variety of line items where funding was reduced through FY 2020-21 budget balancing actions.

ANNUALIZE PRIOR YEAR (FY 2020-21) BALANCING ACTIONS						
	TOTAL FUNDS	GENERAL FUND	CASH FUNDS	REAPPROPRIATED FUNDS	FEDERAL FUNDS	FTE
Budget balancing adjustments as a result of COVID expenditures	\$26,125,246	\$26,125,246	\$0	\$0	\$0	0.0
Health, life, dental reduction	10,956,710	10,956,710	0	0	0	0.0
Delay HB 19-1287	5,000,000	0	5,000,000	0	0	0.0
R25 Substance use treatment	2,800,000	1,300,000	1,500,000	0	0	0.0
JBC one-time adjustments	1,305,115	12,609,783	0	0	(11,304,668)	1.0
Delay SB 19-008	1,146,861	1,146,861	0	0	0	0.5
R12 Contract physician salary adjustment	1,127,667	1,127,667	0	0	0	0.0
Jail-based behavioral health reduction	1,100,000	1,100,000	0	0	0	0.0
JBC initiated balancing action restoration	1,027,951	1,027,951	0	0	0	0.0
Services for Juvenile and Adult Offenders reduction	1,000,000	0	1,000,000	0	0	0.0
Assertive Community Treatment reduction	1,000,000	1,000,000	0	0	0	0.0
Brain Injury Trust Fund	900,000	450,000	0	450,000	0	0.0
Contract Medical Services reduction	750,000	750,000	0	0	0	0.0
STIRRT program reduction	750,000	750,000	0	0	0	0.0
Delay SB 19-228	652,376	0	652,376	0	0	0.0
High Risk Pregnant Women Program	637,000	0	0	637,000	0	0.0
Community Transition Services reduction	600,000	600,000	0	0	0	0.0
Crisis system public information campaign	600,000	600,000	0	0	0	0.0
Circle program treatment reduction	581,081	581,081	0	0	0	0.0
Secure transportation pilot program	546,639	0	546,639	0	0	0.0
Forensic community -based services	89,191	89,191	0	0	0	0.0
Veterans Community Living Center	0	2,669,922	(2,669,922)	0	0	0.0
<b>TOTAL</b>	<b>\$58,695,837</b>	<b>\$62,884,412</b>	<b>\$6,029,093</b>	<b>\$1,087,000</b>	<b>(\$11,304,668)</b>	<b>1.5</b>

**CENTRALLY APPROPRIATED LINE ITEMS:** The bill includes adjustments to centrally appropriated line items for the following:

CENTRALLY APPROPRIATED LINE ITEMS						
	TOTAL FUNDS	GENERAL FUND	CASH FUNDS	REAPPROPRIATED FUNDS	FEDERAL FUNDS	FTE
Salary survey	\$10,923,924	\$7,224,238	\$397,032	\$1,567,290	\$1,735,364	0.0
Health, life, and dental	5,232,180	561,217	1,906,960	-2,905,105	5,669,108	0.0
Payments to OIT	4,756,750	1,841,069	0	2,915,681	0	0.0
Payment to risk management and property funds	1,254,108	881,948	0	372,160	0	0.0

**CENTRALLY APPROPRIATED LINE ITEMS**

	TOTAL FUNDS	GENERAL FUND	CASH FUNDS	REAPPROPRIATED FUNDS	FEDERAL FUNDS	FTE
SAED	1,238,338	781,767	524,768	(1,865,419)	1,797,222	0.0
AED	1,238,092	780,305	524,840	(1,864,605)	1,797,552	0.0
Shift differential	951,686	766,069	76,469	23,545	85,603	0.0
PERA Direct Distribution	841,552	(89,609)	(74,354)	1,005,515	0	0.0
Capitol Complex leased space	161,848	58,471	0	103,377	0	0.0
Administrative Law Judges	26,616	9,431	0	17,185	0	0.0
Short-term disability	9,411	5,091	16,503	(69,158)	56,975	0.0
Legal services	(235,462)	(222,215)	(755)	(12,492)	0	0.0
CORE operations	(171,195)	(94,085)	0	(77,110)	0	0.0
Workers' compensation	(155,958)	(87,706)	0	(68,252)	0	0.0
<b>TOTAL</b>	<b>\$26,071,890</b>	<b>\$12,415,991</b>	<b>\$3,371,463</b>	<b>(\$857,388)</b>	<b>\$11,141,824</b>	<b>0.0</b>

**COMMON POLICY PROVIDER RATE ADJUSTMENT:** The bill includes \$24,805,651 total funds, including \$13,923,750 General Fund, for an across the board increase of 2.5 percent in the rates paid to most providers.

**PROVIDER RATE INCREASE PURSUANT TO SECTION 26-5-104 (6)(g), C.R.S.:** The bill includes \$22,288,264 total funds, including \$10,698,368 General Fund, to fully fund the provider rate increases required by June 30, 2022, pursuant to H.B. 17-1292 (Child Welfare Provider Rates) and S.B. 18-254 (Child Welfare Reforms).

**INDIRECT COST ASSESSMENT:** The bill includes a net increase in the Department's indirect cost assessment.

**ADJUSTMENT TO FUNDING FOR OLDER COLORADANS:** The bill includes an increase of \$3,390,204 federal funds from the Older Americans Act (shown for informational purposes only), a budget neutral transfer of \$316,163 General Fund between line items in the Adult Assistance Program Division, and the removal of associated (M) notes.

**CONSENT DECREE FINES AND FEES:** The bill includes \$3,053,000 General Fund to pay for fines and fees accrued as part of the Consent Decree resulting from the *Center for Legal Advocacy (d/b/a Disability Law Colorado) v. Barnes and Marshall (Colorado Department of Human Services)* lawsuit.

**COLORADO WORKS STEP:** The bill includes \$2.0 million in federal Temporary Assistance for Needy Families (TANF) funds to reinstate the Colorado Works Subsidized Training and Employment Program (CW STEP), authorized by Sections 26-2-706.6 (4)(a)(I), C.R.S.

**NATIONAL SCHOOL LUNCH COMMODITY STORAGE AND DISTRIBUTION:** The bill includes \$1,982,131 total funds, including \$1,499,792 General Fund, and 0.4 FTE to establish a warehouse and distribution system to support Colorado's implementation of the National School Lunch Program. This commodity food program provides a stable, reliable, and less costly source of USDA Foods for participating schools and child care providers in the state. The first year cost includes funding for the renovation of a department facility for warehouse storage. The out-year cost will be \$604,527 total funds, including \$237,000 General Fund, \$237,579 cash funds, and \$129,948 federal funds, and 3.4 FTE starting in FY 2022-23.

**FAMILY FIRST PREVENTION SERVICES ACT:** The bill includes an increase of \$1,791,157 total funds, including \$1,656,730 General Fund, and 3.6 FTE for the implementation of the federal Family First Prevention Services Act of 2018.

**EXCESS FEDERAL TITLE IV-E CASH FUND SPENDING AUTHORITY:** The bill includes \$1,394,000 cash fund spending authority from the Excess Federal Title IV-E Reimbursements Cash Fund in order to provide post-permanency services to eligible families.

**SNAP OUTREACH:** The bill includes \$1.0 million total funds, including \$500,000 General Fund, for Supplemental Nutrition Assistance Program (SNAP) outreach in FY 2021-22.

**LEGAL REPRESENTATION CASH FUND SPENDING AUTHORITY:** The bill includes an increase of \$986,838 cash fund spending authority from the Title IV-E Administrative Cost Cash Fund to align the Department's spending authority with that of the Office of the Respondent Parents' Counsel and the Office of the Child's Representative in the Judicial Branch.

**BEHAVIORAL HEALTH SERVICES FOR CHILDREN IN CRISIS:** The bill includes an increase of \$910,000 General Fund in FY 2021-22 (which is anticipated to decrease to \$530,000 in FY 2022-23) for improved hotline, walk-in, and mobile crisis services for children and youth. The appropriation for FY 2021-22 includes four components:

- \$300,000 for 3.0 FTE for the hotline vendor for additional follow-up services;
- \$250,000 for the development and first-year implementation of child, youth, and family-specific training for crisis system staff;
- \$200,000 for the development and first-year implementation of training in specific interventions for children and youth with disabilities; and
- \$160,000 for hotline staff and clinical providers to attend the trainings. This would be administered via regional payments to the seven regional Administrative Services Organizations (ASOs) and reimbursements to hotline staff.

**NURSE HOME VISITOR PROGRAM:** The bill includes an increase of \$513,801 cash funds from the Nurse Home Visitor Program Fund to support the higher costs of the program and the continuation of the services provided. The Program utilizes specially trained nurse home visitors to provide health education and counseling to low-income first time mothers beginning when the mother is pregnant and continuing through the child's second birthday.

**RESTORE S.B. 19-195 (WRAPAROUND SERVICES):** The bill includes an increase of \$442,449 total funds, including an increase of \$142,449 General Fund, to restart implementation of S.B. 19-195 to provide wraparound services for children with behavioral health needs.

**JAIL MEDICATION CONSISTENCY PROGRAM:** The bill includes an increase of \$380,000 cash funds from the Marijuana Tax Cash Fund for the Jail Medication Consistency Program.

**PACE STATE OMBUDSMAN:** The bill includes an increase of \$163,250 General Fund for the State Ombudsman Program to provide ongoing funding for the Program for All-Inclusive Care for the Elderly (PACE) State Ombudsman. The program provides free independent advocacy to help PACE participants and their families navigate the service delivery system and understand their right to quality care.

**MEAL INTERAGENCY AGREEMENT TRUE-UP:** The bill includes an increase of \$147,615 reappropriated funds to address rising costs of staffing, food, and operations related to the Department of Human Services' interagency agreement with the Colorado Department of Corrections to provide meals for offenders at San Carolos Correctional Facility, La Vista Correctional Facility, and the Youth Offender System.

**IMPLEMENT S.B. 19-235 (AUTOMATIC VOTER REGISTRATION):** The bill includes \$136,240 total funds, including \$61,302 General Fund, to implement S.B. 19-235. This appropriation includes a footnote granting one-year roll forward spending authority.

**EARLY CHILDHOOD PROGRAMS FEDERAL FUNDS REFINANCE:** The bill includes a net zero refinance of \$1,378,696 General Fund with an equivalent amount of federal Child Care Development Fund funds in FY 2021-22 and ongoing.

**ANNUALIZE PRIOR YEAR LEGISLATION:** The bill includes adjustments for the out-year impacts of prior year legislation.

ANNUALIZE PRIOR YEAR LEGISLATION						
	TOTAL FUNDS	GENERAL FUND	CASH FUNDS	REAPPROPRIATED FUNDS	FEDERAL FUNDS	FTE
HB 20-1379 Suspend DD to PERA	\$7,450,138	\$5,576,328	\$74,354	\$1,799,456	\$0	0.0
HB 20-1398 Funding Capital Construction	1,561,967	1,561,967	0	0	0	0.0
HB 20-1153 Colorado partnership	809,172	809,172	0	0	0	5.8
HB 20-1391 Behavioral Health programs	546,013	0	546,013	0	0	3.0
SB 18-200 PERA unfunded liability	338,643	338,130	0	513	0	0.0
SB 20-162 Family First	131,650	216,437	0	0	(84,787)	2.3
HB 20B-1002 Emergency relief programs for child care sector	(45,016,340)	(45,016,340)	0	0	0	1.8
SB 21-044 Supplemental bill	(30,174,948)	(8,031,717)	(1,595,838)	(435,570)	(20,111,823)	0.0
SB 20-029 COLA for CO Works	(8,424,500)	0	0	0	(8,424,500)	0.0
HB 20B-1003 Food pantry assistance grant program	(5,000,000)	(5,000,000)	0	0	0	(0.5)
HB 20-1390 DYS pilot	(331,170)	(331,170)	0	0	0	0.0
SB 20-028 Substance use disorder recovery	(10,660)	(10,660)	0	0	0	0.0
<b>TOTAL</b>	<b>(\$78,120,035)</b>	<b>(\$49,887,853)</b>	<b>(\$975,471)</b>	<b>\$1,364,399</b>	<b>(\$28,621,110)</b>	<b>12.4</b>

**ANNUALIZE PRIOR YEAR BUDGET ACTIONS:** The bill includes adjustments for the out-year impacts of prior year budget actions.

ANNUALIZE PRIOR YEAR (FY 2020-21) BUDGET ACTIONS						
	TOTAL FUNDS	GENERAL FUND	CASH FUNDS	REAPPROPRIATED FUNDS	FEDERAL FUNDS	FTE
Consent Decree fines and fees	\$2,347,000	\$2,347,000	\$0	\$0	\$0	0.0
R3 CCCAP MOE	1,906,795	1,102,968	1,102,968	0	(299,141)	0.0
R4 L2 Operating and staffing	976,683	976,683	0	0	0	20.5
R10 Child support pass-through	153,569	153,569	0	0	0	0.0
R1 Improve child care quality	122,101	0	0	0	122,101	0.2
Child welfare targeted provider rate increase	119,425	0	0	119,425	0	0.0
R33 Older Coloradans Cash Fund refinance	0	3,000,000	(3,000,000)	0	0	0.0
Necessary expenditures due to COVID-19	(26,125,246)	0	0	0	(26,125,246)	0.0
County Block Grant Support Fund	(1,500,000)	0	0	0	(1,500,000)	0.0
Statewide indirect cost recoveries	(977,295)	0	0	(977,295)	0	0.0
County Admin one-time provider rate exception	(766,499)	(255,154)	(153,300)	0	(358,045)	0.0
CARES funding for Domestic Abuse Program	(500,000)	(500,000)	0	0	0	0.0
R27 CCCAP redistribution	(405,061)	0	0	0	(405,061)	0.0
R19 Replace phone systems	(105,792)	(105,792)	0	0	0	0.0
Family First policy	(10,660)	(10,660)	0	0	0	0.0
R15 HR staffing	(2,599)	1,320	0	(3,919)	0	0.0
<b>TOTAL</b>	<b>(\$24,767,579)</b>	<b>\$6,709,934</b>	<b>(\$2,050,332)</b>	<b>(\$861,789)</b>	<b>(\$28,565,392)</b>	<b>20.7</b>

**EARLY INTERVENTION PROGRAM CHANGES:** The bill includes a reduction of \$5,187,658 General Fund due to programmatic changes to the provision of Early Intervention services, including: a cap on administrative costs in contracts for the services, additional use of Medicaid payments for eligible children and families (in lieu of General Fund), and the implementation of eligibility changes. The State Board of Human Services recently enacted a rule change adjusting the eligibility requirement from a 25.0 percent delay in one or more domains to a 33.0 percent delay in one or more domains, which will reduce the number of children eligible for services.



**ALIGN CONTRACTED YOUTH SERVICES WITH CASELOAD:** The bill includes a decrease of \$2,477,525 total funds, including \$2,411,253 General Fund, to reflect savings incurred based on a lower caseload forecast of committed youth and a reduction in contracted services.

**NON-PRIORITIZED BUDGET REQUESTS:** The bill includes a decrease of \$2,295,344 total funds, including an increase of \$539,365 General Fund, for adjustments related to budgetary actions in other departments, including the Department of Personnel and the Governor’s Office of Information Technology.

NONPRIORITIZED BUDGET REQUESTS						
	TOTAL FUNDS	GENERAL FUND	CASH FUNDS	REAPPROPRIATED FUNDS	FEDERAL FUNDS	FTE
CBMS-PEAK funding adjustment	\$3,540,671	\$1,768,305	(\$157,233)	\$0	\$1,929,599	0.0
Annual fleet vehicle request	170,739	54,031	9,303	71,697	35,708	0.0
OIT FY22 budget request package	(6,006,754)	(1,282,971)	(296,569)	(2,629,255)	(1,797,959)	0.0
<b>TOTAL</b>	<b>(\$2,295,344)</b>	<b>\$539,365</b>	<b>(\$444,499)</b>	<b>(\$2,557,558)</b>	<b>\$167,348</b>	<b>0.0</b>

**ADMINISTRATION EFFICIENCY AND VACANCY SAVINGS:** The bill includes a decrease of \$1,430,375 total funds, including \$1,230,073 General Fund, and 13.5 FTE from multiple divisions within the Department. Reductions include the elimination of the Medical Management Oversight Unit, a reduction in FTE in Client Management staff, a reduction in Administrative Review Division personnel, and a reduction in the Division of Youth Services Research Unit.

**MHI PUEBLO RESTRUCTURE:** The bill includes a reduction of \$1,230,990 General Fund and 14.0 FTE for FY 2021-22 and beyond for the public safety unit within the Colorado Mental Health Institute at Pueblo (CMHIP) to reflect a shift in providing care in a more clinical than correctional setting.

**ALIGN YOUTH SERVICES FACILITIES WITH CASELOAD:** The bill includes a decrease of \$1,203,758 General Fund to: 1) close one living unit at the Mount View Youth Services Center, and 2) revert ongoing vacancy savings for unfilled nursing staff positions.

**REDUCTION OF CENTRAL ADMINISTRATIVE STAFF:** The bill includes a decrease of \$737,266 total funds, including \$339,032 General Fund, and 7.0 vacant FTE positions as the result of personal services cost savings strategies implemented in FY 2020-21.

**TOBACCO MASTER SETTLEMENT AGREEMENT:** The bill includes a decrease of \$347,489 cash funds for programs receiving Tobacco Master Settlement Agreement funds, including the Tony Grampas Youth Services Program, based on the March 2021 Legislative Council Staff economic forecast.

**ALIGN YOUTH PAROLE SERVICES WITH CASELOAD:** The bill includes a decrease of \$316,216 General Fund to align Youth Parole and Transition Programs appropriations with caseload.

**TECHNICAL CORRECTIONS:** The bill includes corrections to several line items throughout the Department.

TECHNICAL CORRECTIONS						
	TOTAL FUNDS	GENERAL FUND	CASH FUNDS	REAPPROPRIATED FUNDS	FEDERAL FUNDS	FTE
Community Behavioral Health	(\$21,000)	\$0	\$789,058	(\$789,058)	(\$21,000)	0.0
Adult Protective Services	0	38,661	(37,755)	0	(906)	0.0
<b>TOTAL</b>	<b>(\$21,000)</b>	<b>\$38,661</b>	<b>\$751,303</b>	<b>(\$789,058)</b>	<b>(\$21,906)</b>	<b>0.0</b>

## SUMMARY OF CHANGES BY LONG BILL DIVISION

SUMMARY TABLE FOR DEPARTMENT OF HUMAN SERVICES						
	TOTAL FUNDS	GENERAL FUND	CASH FUNDS	REAPPROPRIATED FUNDS	FEDERAL FUNDS	FTE
FY 2020-21 Appropriation	\$2,358,816,818	\$1,018,477,086	\$421,832,773	\$209,414,386	\$709,092,573	5,180.3
Long Bill supplemental	(2,347,000)	(2,347,000)	0	0	0	0.0
<b>FY 2020-21 Adjusted Appropriation</b>	<b>\$2,356,469,818</b>	<b>\$1,016,130,086</b>	<b>\$421,832,773</b>	<b>\$209,414,386</b>	<b>\$709,092,573</b>	<b>5,180.3</b>
<b>CHANGES FROM FY 2020-21 BY LONG BILL DIVISION</b>						
Executive Director's Office	\$14,858,830	\$28,359,381	\$3,488,602	(\$2,007,023)	(\$14,982,130)	7.5
Office of Information Technology Services	4,344,264	2,299,353	(104,649)	811,667	1,337,893	0.0
Office of Operations	4,115,603	5,119,180	14,713	(1,018,290)	0	(6.5)
County Administration	1,130,586	376,352	226,117	0	528,117	0.0
Division of Child Welfare	36,626,392	29,741,602	6,866,062	447,608	(428,880)	4.3
Office of Early Childhood	(62,611,471)	(47,542,720)	1,980,394	0	(17,049,145)	2.0
Office of Self Sufficiency	(8,683,977)	(3,232,222)	64,449	349,285	(5,865,489)	(0.1)
Office of Behavioral Health	42,621,450	30,238,203	11,698,200	612,603	72,444	10.4
Services for People with Disabilities	1,794,533	3,119,922	(2,429,101)	1,103,256	456	0.0
Adult Assistance Programs	4,015,737	3,510,893	(2,946,346)	0	3,451,190	0.0
Division of Youth Services	(252,969)	22,227	83,771	(496,156)	137,189	(13.5)
<b>TOTAL FY 2021-22 LONG BILL APPROPRIATION</b>	<b>\$2,394,428,796</b>	<b>\$1,068,142,257</b>	<b>\$440,774,985</b>	<b>\$209,217,336</b>	<b>\$676,294,218</b>	<b>5,184.4</b>
\$ Change from prior year	\$37,958,978	\$52,012,171	\$18,942,212	(\$197,050)	(\$32,798,355)	4.1
% Change from prior year	1.6%	5.1%	4.5%	(0.1%)	(4.6%)	0.1%

## APPROPRIATION DETAIL BY LONG BILL DIVISION

**EXECUTIVE DIRECTOR'S OFFICE:** This office is responsible for the management and administration of the Department, performing such functions as budgeting, human resources, and quality control, as well as some program supervision, coordination, and evaluation. This section includes centrally appropriated line items, such as workers' compensation, legal services, administrative law judge services, and payments related to risk management. In addition, this office includes funding for the following programs: (1) the Juvenile Parole Board; (2) the Developmental Disabilities Council; (3) funding for the state to comply with the federal Health Insurance Portability and Accountability Act of 1996 (HIPAA); (4) the administrative review unit; (5) functions related to maintaining records and reports of child abuse and neglect and using such records to conduct employment/background screenings; and (6) the Colorado Commission for the Deaf and Hard of Hearing.

EXECUTIVE DIRECTOR'S OFFICE						
	TOTAL FUNDS	GENERAL FUND	CASH FUNDS	REAPPROPRIATED FUNDS	FEDERAL FUNDS	FTE
<b>FY 2020-21 Appropriation</b>	<b>\$136,156,876</b>	<b>\$62,540,058</b>	<b>\$2,895,108</b>	<b>\$36,614,278</b>	<b>\$34,107,432</b>	<b>169.3</b>
<b>CHANGES FROM FY 2020-21 APPROPRIATION</b>						
Centrally appropriated line items	\$21,324,484	\$10,610,536	\$3,371,475	(\$3,799,351)	\$11,141,824	0.0
Annualize prior year balancing actions	11,225,308	11,225,308	0	0	0	0.0
Annualize prior year legislation	8,768,193	6,893,870	74,354	1,799,969	0	7.5
Indirect cost assessment	82,495	0	67,384	13,077	2,034	0.0
Common policy provider rate adjustment	22,855	0	0	22,855	0	0.0
Annualize prior year budget actions	(26,138,505)	(9,340)	0	(3,919)	(26,125,246)	0.0
Administration efficiency and vacancy savings	(240,398)	(205,513)	0	(34,885)	0	0.0
Align youth services facilities with caseload	(155,480)	(155,480)	0	0	0	0.0
Non-prioritized budget requests	(27,355)	0	(22,350)	(4,331)	(674)	0.0
Reduction of central administrative staff	(2,767)	0	(2,261)	(438)	(68)	0.0

EXECUTIVE DIRECTOR'S OFFICE						
	TOTAL FUNDS	GENERAL FUND	CASH FUNDS	REAPPROPRIATED FUNDS	FEDERAL FUNDS	FTE
<b>TOTAL FY 2021-22 LONG BILL APPROPRIATION</b>	<b>\$151,015,706</b>	<b>\$90,899,439</b>	<b>\$6,383,710</b>	<b>\$34,607,255</b>	<b>\$19,125,302</b>	<b>176.8</b>
\$ Change from prior year	\$14,858,830	\$28,359,381	\$3,488,602	(\$2,007,023)	(\$14,982,130)	7.5
% Change from prior year	10.9%	45.3%	120.5%	(5.5%)	(43.9%)	4.4%

**OFFICE OF INFORMATION TECHNOLOGY SERVICES:** This section contains appropriations for developing and maintaining the major centralized computer systems of the Department, including systems that link to all 64 counties in the state.

OFFICE OF INFORMATION TECHNOLOGY SERVICES						
	TOTAL FUNDS	GENERAL FUND	CASH FUNDS	REAPPROPRIATED FUNDS	FEDERAL FUNDS	FTE
<b>FY 2020-21 Appropriation</b>	<b>\$81,043,120</b>	<b>\$34,478,954</b>	<b>\$903,809</b>	<b>\$29,902,711</b>	<b>\$15,757,646</b>	<b>11.0</b>
CHANGES FROM FY 2020-21 APPROPRIATION						
Centrally appropriated line items	\$4,585,555	\$1,746,984	\$0	\$2,838,571	\$0	0.0
Family First Prevention Services Act	250,000	162,500	0	0	87,500	0.0
Implement S.B. 19-235 (Automatic Voter Registration)	136,240	61,301	9,973	0	64,966	0.0
Indirect cost assessment	5,992	697	0	5,295	0	0.0
Annualize prior year balancing actions	0	0	0	0	0	0.0
Non-prioritized budget requests	(433,884)	485,334	(157,233)	(2,032,199)	1,270,214	0.0
Annualize prior year legislation	(199,639)	(157,463)	42,611	0	(84,787)	0.0
<b>TOTAL FY 2021-22 LONG BILL APPROPRIATION</b>	<b>\$85,387,384</b>	<b>\$36,778,307</b>	<b>\$799,160</b>	<b>\$30,714,378</b>	<b>\$17,095,539</b>	<b>11.0</b>
\$ Change from prior year	\$4,344,264	\$2,299,353	(\$104,649)	\$811,667	\$1,337,893	0.0
% Change from prior year	5.4%	6.7%	(11.6%)	2.7%	8.5%	0.0%

**OFFICE OF OPERATIONS:** This section contains appropriations for various central departmental functions including accounting, auditing, contracting, purchasing, vehicle leases, and facilities management. This includes housekeeping and maintenance for direct-service facilities such as the mental health institutes, regional centers for persons with developmental disabilities, and youth corrections facilities.

OFFICE OF OPERATIONS						
	TOTAL FUNDS	GENERAL FUND	CASH FUNDS	REAPPROPRIATED FUNDS	FEDERAL FUNDS	FTE
<b>FY 2020-21 Appropriation</b>	<b>\$49,150,035</b>	<b>\$27,550,832</b>	<b>\$1,428,371</b>	<b>\$20,170,832</b>	<b>\$0</b>	<b>424.9</b>
CHANGES FROM FY 2020-21 APPROPRIATION						
Annualize prior year balancing actions	\$4,912,414	\$4,912,414	\$0	\$0	\$0	0.0
Annualize prior year legislation	401,042	401,042	0	0	0	0.0
Centrally appropriated line items	161,848	58,471	0	103,377	0	0.0
Non-prioritized budget requests	98,386	54,031	(7,685)	52,040	0	0.0
Indirect cost assessment	25,974	0	23,175	2,799	0	0.0
Technical correction	0	0	0	0	0	0.0
Annualize prior year budget actions	(945,041)	32,254	0	(977,295)	0	0.5
Reduction of central administrative staff	(539,020)	(339,032)	(777)	(199,211)	0	(7.0)
<b>TOTAL FY 2021-22 LONG BILL APPROPRIATION</b>	<b>\$53,265,638</b>	<b>\$32,670,012</b>	<b>\$1,443,084</b>	<b>\$19,152,542</b>	<b>\$0</b>	<b>418.4</b>

OFFICE OF OPERATIONS						
	TOTAL FUNDS	GENERAL FUND	CASH FUNDS	REAPPROPRIATED FUNDS	FEDERAL FUNDS	FTE
\$ Change from prior year	\$4,115,603	\$5,119,180	\$14,713	(\$1,018,290)	\$0	(6.5)
% Change from prior year	8.4%	18.6%	1.0%	(5.0%)	n/a	(1.5%)

**COUNTY ADMINISTRATION:** This section provides the 64 county departments of human services with money to administer the Supplemental Nutrition Assistance Program (SNAP; formerly known as food stamps) and a variety of smaller programs, including child support enforcement services and the Low-income Energy Assistance Program. Additionally, this section funds the County Tax Base Relief initiative to assist counties with the highest costs and lowest property tax values in meeting the obligation of the local match required by the State for certain public assistance programs.

COUNTY ADMINISTRATION						
	TOTAL FUNDS	GENERAL FUND	CASH FUNDS	REAPPROPRIATED FUNDS	FEDERAL FUNDS	FTE
<b>FY 2020-21 Appropriation</b>	<b>\$87,628,655</b>	<b>\$29,395,164</b>	<b>\$22,428,979</b>	<b>\$0</b>	<b>\$35,804,512</b>	<b>0.0</b>
<b>CHANGES FROM FY 2020-21 APPROPRIATION</b>						
Common policy provider rate adjustment	\$1,897,085	\$631,506	\$379,417	\$0	\$886,162	0.0
Annualize prior year budget actions	(766,499)	(255,154)	(153,300)	0	(358,045)	0.0
<b>TOTAL FY 2021-22 LONG BILL APPROPRIATION</b>	<b>\$88,759,241</b>	<b>\$29,771,516</b>	<b>\$22,655,096</b>	<b>\$0</b>	<b>\$36,332,629</b>	<b>0.0</b>
\$ Change from prior year	\$1,130,586	\$376,352	\$226,117	\$0	\$528,117	0.0
% Change from prior year	1.3%	1.3%	1.0%	n/a	1.5%	n/a

**DIVISION OF CHILD WELFARE:** This section provides funding and state staff associated with the state supervision and county administration of programs that protect children from harm and assist families in caring for and protecting their children.

DIVISION OF CHILD WELFARE						
	TOTAL FUNDS	GENERAL FUND	CASH FUNDS	REAPPROPRIATED FUNDS	FEDERAL FUNDS	FTE
<b>FY 2020-21 Appropriation</b>	<b>\$536,580,259</b>	<b>\$286,305,696</b>	<b>\$98,105,027</b>	<b>\$13,601,734</b>	<b>\$138,567,802</b>	<b>98.7</b>
<b>CHANGES FROM FY 2020-21 APPROPRIATION</b>						
Provider rate increase pursuant to Section 20-5-104	\$22,288,264	\$10,698,368	\$4,457,653	\$0	\$7,132,243	0.0
Common policy provider rate adjustment	11,966,278	6,681,338	1,964,822	324,448	2,995,670	0.0
Excess federal Title IV-E cash fund spending authority	1,394,000	0	1,394,000	0	0	0.0
Indirect cost assessment	1,119,598	0	9,571	5,882	1,104,145	0.0
Legal representation cash fund spending authority	986,838	0	986,838	0	0	0.0
Family First Prevention Services Act	806,040	759,113	0	0	46,927	2.7
Annualize prior year budget actions	119,425	0	0	119,425	0	0.0
Annualize prior year balancing actions	105,115	11,409,783	0	0	(11,304,668)	1.0
Annualize prior year legislation	(1,402,838)	193,000	(1,595,838)	0	0	0.6
Non-prioritized budget requests	(371,283)	0	(3,174)	(1,950)	(366,159)	0.0
Tobacco Master Settlement Agreement	(347,489)	0	(347,489)	0	0	0.0
Reduction of central administrative staff	(37,556)	0	(321)	(197)	(37,038)	0.0
<b>TOTAL FY 2021-22 LONG BILL APPROPRIATION</b>	<b>\$573,206,651</b>	<b>\$316,047,298</b>	<b>\$104,971,089</b>	<b>\$14,049,342</b>	<b>\$138,138,922</b>	<b>103.0</b>

DIVISION OF CHILD WELFARE						
	TOTAL FUNDS	GENERAL FUND	CASH FUNDS	REAPPROPRIATED FUNDS	FEDERAL FUNDS	FTE
\$ Change from prior year	\$36,626,392	\$29,741,602	\$6,866,062	\$447,608	(\$428,880)	4.3
% Change from prior year	6.8%	10.4%	7.0%	3.3%	(0.3%)	4.4%

**OFFICE OF EARLY CHILDHOOD:** This section contains appropriations for various early childhood initiatives that include early intervention services, child care assistance, child health, child mental health, family support, and parent education.

OFFICE OF EARLY CHILDHOOD						
	TOTAL FUNDS	GENERAL FUND	CASH FUNDS	REAPPROPRIATED FUNDS	FEDERAL FUNDS	FTE
<b>FY 2020-21 Appropriation</b>	<b>\$343,511,278</b>	<b>\$134,602,765</b>	<b>\$51,372,000</b>	<b>\$7,968,022</b>	<b>\$149,568,491</b>	<b>98.9</b>
CHANGES FROM FY 2020-21 APPROPRIATION						
Common policy provider rate adjustment	\$4,588,775	\$1,909,055	\$352,053	\$0	\$2,327,667	0.0
Annualize prior year budget actions	1,623,835	1,102,968	1,102,968	0	(582,101)	0.2
Annualize prior year balancing actions	1,027,951	1,027,951	0	0	0	0.0
Nurse Home Visitor program	513,801	0	513,801	0	0	0.0
Indirect cost assessment	361,350	0	18,228	0	343,122	0.0
Early childhood programs refinance	0	(1,378,696)	0	0	1,378,696	0.0
Annualize prior year legislation	(65,407,573)	(45,016,340)	0	0	(20,391,233)	1.8
Early intervention program changes	(5,187,658)	(5,187,658)	0	0	0	0.0
Non-prioritized budget requests	(119,831)	0	(6,045)	0	(113,786)	0.0
Reduction of central administrative staff	(12,121)	0	(611)	0	(11,510)	0.0
<b>TOTAL FY 2021-22 LONG BILL APPROPRIATION</b>	<b>\$280,899,807</b>	<b>\$87,060,045</b>	<b>\$53,352,394</b>	<b>\$7,968,022</b>	<b>\$132,519,346</b>	<b>100.9</b>
\$ Change from prior year	(\$62,611,471)	(\$47,542,720)	\$1,980,394	\$0	(\$17,049,145)	2.0
% Change from prior year	(18.2%)	(35.3%)	3.9%	0.0%	(11.4%)	2.0%

**OFFICE OF SELF SUFFICIENCY:** This section provides income, nutritional, and support services to assist families and individuals in need. It funds several programs, including Colorado Works, the Supplemental Nutrition Assistance Program (SNAP), the Low-income Energy Assistance Program (LEAP), and child support services.

OFFICE OF SELF SUFFICIENCY						
	TOTAL FUNDS	GENERAL FUND	CASH FUNDS	REAPPROPRIATED FUNDS	FEDERAL FUNDS	FTE
<b>FY 2020-21 Appropriation</b>	<b>\$305,391,310</b>	<b>\$19,277,923</b>	<b>\$30,768,891</b>	<b>\$5,525,466</b>	<b>\$249,819,030</b>	<b>257.2</b>
CHANGES FROM FY 2020-21 APPROPRIATION						
Indirect cost assessment	\$2,274,377	\$0	\$11,201	\$550,197	\$1,712,979	0.0
Colorado Works STEP	2,000,000	0	0	0	2,000,000	0.0
National school lunch commodity storage and distribution	1,982,131	1,499,792	57,339	0	425,000	0.4
SNAP Outreach	1,000,000	500,000	0	0	500,000	0.0
Annualize prior year balancing actions	114,417	114,417	0	0	0	0.0
Common policy provider rate adjustment	46,550	0	0	0	46,550	0.0
Technical correction	0	0	0	0	0	0.0
Annualize prior year legislation	(13,424,500)	(5,000,000)	0	0	(8,424,500)	(0.5)
Annualize prior year budget actions	(1,846,431)	(346,431)	0	0	(1,500,000)	0.0
Non-prioritized budget requests	(754,228)	0	(3,715)	(182,456)	(568,057)	0.0
Reduction of central administrative staff	(76,293)	0	(376)	(18,456)	(57,461)	0.0

OFFICE OF SELF SUFFICIENCY						
	TOTAL FUNDS	GENERAL FUND	CASH FUNDS	REAPPROPRIATED FUNDS	FEDERAL FUNDS	FTE
<b>TOTAL FY 2021-22 LONG BILL APPROPRIATION</b>	<b>\$296,707,333</b>	<b>\$16,045,701</b>	<b>\$30,833,340</b>	<b>\$5,874,751</b>	<b>\$243,953,541</b>	<b>257.1</b>
\$ Change from prior year	(\$8,683,977)	(\$3,232,222)	\$64,449	\$349,285	(\$5,865,489)	(0.1)
% Change from prior year	(2.8%)	(16.8%)	0.2%	6.3%	(2.3%)	(0.0%)

**OFFICE OF BEHAVIORAL HEALTH:** This section provides funding for community-based prevention, treatment, and recovery support services for people with mental health and substance use disorders. This includes services for people with low incomes who are not eligible for Medicaid, as well as services for Medicaid-eligible clients that are not covered by the Medicaid program. Funding also supports administration and operation of the State's two mental health institutes, which provide inpatient hospitalization for individuals with mental health disorders.

OFFICE OF BEHAVIORAL HEALTH						
	TOTAL FUNDS	GENERAL FUND	CASH FUNDS	REAPPROPRIATED FUNDS	FEDERAL FUNDS	FTE
FY 2020-21 Appropriation	\$365,466,052	\$249,041,282	\$48,341,550	\$25,722,102	\$42,361,118	1,470.8
Long Bill supplemental	(2,347,000)	(2,347,000)	0	0	0	0.0
<b>FY 2020-21 Adjusted Appropriation</b>	<b>\$363,119,052</b>	<b>\$246,694,282</b>	<b>\$48,341,550</b>	<b>\$25,722,102</b>	<b>\$42,361,118</b>	<b>1,470.8</b>
<b>CHANGES FROM FY 2020-21 APPROPRIATION</b>						
Annualize prior year balancing actions	\$33,797,700	\$24,461,685	\$8,699,015	\$637,000	\$0	0.5
Common policy provider rate adjustment	4,852,818	3,519,105	1,107,445	226,268	0	0.0
Annualize prior year budget actions	3,185,637	3,185,637	0	0	0	20.0
Consent Decree fines and fees	3,053,000	3,053,000	0	0	0	0.0
Behavioral health services for children in crisis	910,000	910,000	0	0	0	0.0
Family First Prevention Services Act	735,117	735,117	0	0	0	0.9
Indirect cost assessment	635,601	0	345,412	142,995	147,194	0.0
Restore S.B. 19-195 (Wraparound Services)	442,449	142,449	0	300,000	0	0.0
Jail Medication Consistency Program	380,000	0	380,000	0	0	0.0
Meal interagency agreement true-up	147,615	0	0	147,615	0	0.0
Annualize prior year legislation	(4,034,398)	(4,537,800)	503,402	0	0	3.0
MHI Pueblo restructure	(1,230,990)	(1,230,990)	0	0	0	(14.0)
Non-prioritized budget requests	(210,777)	0	(114,545)	(47,420)	(48,812)	0.0
Reduction of central administrative staff	(21,322)	0	(11,587)	(4,797)	(4,938)	0.0
Technical correction	(21,000)	0	789,058	(789,058)	(21,000)	0.0
<b>TOTAL FY 2021-22 LONG BILL APPROPRIATION</b>	<b>\$405,740,502</b>	<b>\$276,932,485</b>	<b>\$60,039,750</b>	<b>\$26,334,705</b>	<b>\$42,433,562</b>	<b>1,481.2</b>
\$ Change from prior year	\$42,621,450	\$30,238,203	\$11,698,200	\$612,603	\$72,444	10.4
% Change from prior year	11.7%	12.3%	24.2%	2.4%	0.2%	0.7%

**SERVICES FOR PEOPLE WITH DISABILITIES:** This division funds services for individuals with disabilities, including those with intellectual and developmental, mental health, traumatic brain injury, and military service related disabilities.

SERVICES FOR PEOPLE WITH DISABILITIES						
	TOTAL FUNDS	GENERAL FUND	CASH FUNDS	REAPPROPRIATED FUNDS	FEDERAL FUNDS	FTE
<b>FY 2020-21 Appropriation</b>	<b>\$135,946,981</b>	<b>\$1,460,121</b>	<b>\$47,303,952</b>	<b>\$65,743,939</b>	<b>\$21,438,969</b>	<b>1,414.6</b>
<b>CHANGES FROM FY 2020-21 APPROPRIATION</b>						

SERVICES FOR PEOPLE WITH DISABILITIES						
	TOTAL FUNDS	GENERAL FUND	CASH FUNDS	REAPPROPRIATED FUNDS	FEDERAL FUNDS	FTE
Indirect cost assessment	\$1,409,077	\$0	\$379,343	\$1,029,016	\$718	0.0
Annualize prior year balancing actions	900,000	3,119,922	(2,669,922)	450,000	0	0.0
Technical correction	0	0	0	0	0	0.0
Non-prioritized budget requests	(467,277)	0	(125,797)	(341,242)	(238)	0.0
Reduction of central administrative staff	(47,267)	0	(12,725)	(34,518)	(24)	0.0
<b>TOTAL FY 2021-22 LONG BILL APPROPRIATION</b>	<b>\$137,741,514</b>	<b>\$4,580,043</b>	<b>\$44,874,851</b>	<b>\$66,847,195</b>	<b>\$21,439,425</b>	<b>1,414.6</b>
\$ Change from prior year	\$1,794,533	\$3,119,922	(\$2,429,101)	\$1,103,256	\$456	0.0
% Change from prior year	1.3%	213.7%	(5.1%)	1.7%	0.0%	0.0%

**ADULT ASSISTANCE PROGRAMS:** This section provides money for assistance and support for needy elderly and disabled adult populations in Colorado. The appropriations support several programs, including the Old Age Pension (OAP) program, which provides cash assistance to eligible individuals age 60 and older, and the Aid to the Needy Disabled and Home Care Allowance programs, which provide cash assistance for low-income disabled adults. This section also funds several other programs, including Adult Protective Services (APS) programs, which intervene on behalf of at-risk adults to address abuse, neglect, or exploitation, and Older Americans Act services, such as home delivered meals, transportation to medical appointments, and other services that are offered to older Coloradans through the 16 regional Area Agencies on Aging (AAAs).

ADULT ASSISTANCE PROGRAMS						
	TOTAL FUNDS	GENERAL FUND	CASH FUNDS	REAPPROPRIATED FUNDS	FEDERAL FUNDS	FTE
<b>FY 2020-21 Appropriation</b>	<b>\$184,168,684</b>	<b>\$47,625,388</b>	<b>\$114,920,459</b>	<b>\$1,001,800</b>	<b>\$20,621,037</b>	<b>33.3</b>
<b>CHANGES FROM FY 2020-21 APPROPRIATION</b>						
Adjustment to funding for older Coloradans	\$3,390,204	\$0	\$0	\$0	\$3,390,204	0.0
Common policy provider rate adjustment	452,441	308,982	91,406	0	52,053	0.0
PACE State Ombudsman refinance	163,250	163,250	0	0	0	0.0
Indirect cost assessment	15,504	0	5	0	15,499	0.0
Annualize prior year balancing actions	0	0	0	0	0	0.0
Annualize prior year budget actions	0	3,000,000	(3,000,000)	0	0	0.0
Technical correction	0	38,661	(37,755)	0	(906)	0.0
Non-prioritized budget requests	(5,142)	0	(2)	0	(5,140)	0.0
Reduction of central administrative staff	(520)	0	0	0	(520)	0.0
<b>TOTAL FY 2021-22 LONG BILL APPROPRIATION</b>	<b>\$188,184,421</b>	<b>\$51,136,281</b>	<b>\$111,974,113</b>	<b>\$1,001,800</b>	<b>\$24,072,227</b>	<b>33.3</b>
\$ Change from prior year	\$4,015,737	\$3,510,893	(\$2,946,346)	\$0	\$3,451,190	0.0
% Change from prior year	2.2%	7.4%	(2.6%)	0.0%	16.7%	0.0%

**DIVISION OF YOUTH SERVICES:** Formerly known as the Division of Youth Corrections, this agency is responsible for the supervision, care, and treatment of juveniles held in secure detention pre- or post-adjudication, juveniles committed or sentenced to the Department by courts, and juveniles receiving six month mandatory parole services following a commitment. The Division maintains ten secure institutional centers and augments this capacity with contracts for community, staff secure, and detention placements.

DIVISION OF YOUTH SERVICES						
	TOTAL FUNDS	GENERAL FUND	CASH FUNDS	REAPPROPRIATED FUNDS	FEDERAL FUNDS	FTE
<b>FY 2020-21 Appropriation</b>	<b>\$133,773,568</b>	<b>\$126,198,903</b>	<b>\$3,364,627</b>	<b>\$3,163,502</b>	<b>\$1,046,536</b>	<b>1,201.6</b>
<b>CHANGES FROM FY 2020-21 APPROPRIATION</b>						
Annualize prior year balancing actions	\$6,612,932	\$6,612,932	\$0	\$0	\$0	0.0
Common policy provider rate adjustment	978,849	873,764	76,203	12,631	16,251	0.0
Indirect cost assessment	11,921	0	11,921	0	0	0.0
Annualize prior year legislation	(2,820,322)	(2,664,162)	0	(435,570)	279,410	0.0
Align contracted youth services with caseload	(2,477,525)	(2,411,253)	0	92,200	(158,472)	0.0
Administration efficiency and vacancy savings	(1,189,977)	(1,024,560)	0	(165,417)	0	(13.5)
Align youth services facilities with caseload	(1,048,278)	(1,048,278)	0	0	0	0.0
Align youth parole services with caseload	(316,216)	(316,216)	0	0	0	0.0
Non-prioritized budget requests	(3,953)	0	(3,953)	0	0	0.0
Reduction of central administrative staff	(400)	0	(400)	0	0	0.0
<b>TOTAL FY 2021-22 LONG BILL APPROPRIATION</b>	<b>\$133,520,599</b>	<b>\$126,221,130</b>	<b>\$3,448,398</b>	<b>\$2,667,346</b>	<b>\$1,183,725</b>	<b>1,188.1</b>
\$ Change from prior year	(\$252,969)	\$22,227	\$83,771	(\$496,156)	\$137,189	(13.5)
% Change from prior year	(0.2%)	0.0%	2.5%	(15.7%)	13.1%	(1.1%)



# JUDICIAL DEPARTMENT

**Description:** The Judicial Department consists of the Supreme Court, the Court of Appeals, district courts, the Denver probate and juvenile courts, and all county courts except the Denver county court. The Judicial Department also supervises juvenile and adult offenders who are sentenced to probation, and includes seven independent agencies:

- The *Office of the State Public Defender* (OSPD) provides legal representation for indigent defendants in criminal and juvenile delinquency cases where there is a possibility of being jailed or imprisoned.
- The *Office of the Alternate Defense Counsel* (OADC) oversees the provision of legal representation to indigent defendants in criminal and juvenile delinquency cases when the OSPD has an ethical conflict of interest. The office provides legal representation by contracting with licensed attorneys across the state.
- The *Office of the Child's Representative* (OCR) oversees the provision of legal services to children entitled to legal representation at State expense, and is responsible for ensuring quality representation. The office provides legal representation by contracting with licensed attorneys across the state.
- The *Office of the Respondent Parents' Counsel* (ORPC) oversees the provision of legal representation for indigent parents or guardians who are involved in dependency and neglect proceedings. The office provides legal representation by contracting with licensed attorneys across the state.
- The *Office of the Child Protection Ombudsman* (OCPO) is an independent and neutral organization that investigates complaints and grievances about child protection services, makes recommendations about system improvements, and serves as a resource for persons involved in the child welfare system.
- The *Independent Ethics Commission* (IEC) provides advice and guidance on ethics-related matters concerning public officers, members of the General Assembly, local government officials, and government employees.
- The *Office of Public Guardianship* (OPG), established by H.B. 17-1087, is a pilot program that provides legal guardianship services for incapacitated and indigent adults in Denver who have no other guardianship prospects.

JUDICIAL DEPARTMENT						
	TOTAL FUNDS	GENERAL FUND	CASH FUNDS	REAPPROPRIATED FUNDS	FEDERAL FUNDS	FTE
<b>FY 2020-21 Appropriation</b>	<b>\$814,464,051</b>	<b>\$577,549,448</b>	<b>\$176,372,106</b>	<b>\$56,117,497</b>	<b>\$4,425,000</b>	<b>4,945.8</b>
<b>CHANGES FROM FY 2020-21 APPROPRIATION</b>						
Centrally appropriated line items	\$17,890,044	\$19,875,780	(\$1,997,917)	\$12,181	\$0	0.0
Restore courts and probation staff	9,263,420	9,263,420	0	0	0	130.5
Annualize prior year budget actions	7,218,359	13,079,167	(5,876,018)	15,210	0	(194.0)
Additional magistrates	3,863,825	3,863,825	0	0	0	33.2
OSPD Staffing increase	3,471,859	3,471,859	0	0	0	36.8
Courthouse furnishings and infrastructure	1,384,262	1,384,262	0	0	0	0.0
Community provider rate	848,229	333,378	413,714	101,137	0	0.0
Mental health diversion	406,000	0	406,000	0	0	0.0
Increase Eviction Legal Defense Grant spending authority	400,000	0	400,000	0	0	0.0
OPG Additional FTE for behavioral health clients	89,684	0	0	89,684	0	1.0
OCPO Additional FTE	88,355	88,355	0	0	0	1.0
DA mandated costs	80,750	80,750	0	0	0	0.0
Indirect cost assessment	66,796	0	66,796	0	0	0.0
OADC Caseload decrease	(4,520,835)	(4,520,835)	0	0	0	0.0
OCR Caseload adjustment	(1,984,079)	(1,984,079)	0	0	0	0.0
Technical adjustments	(1,792,533)	0	1,110,942	(2,903,475)	0	28.8
Carr Building payments	(786,506)	48,382	(944,376)	109,488	0	0.0
ORPC Appointments and costs	(640,140)	(640,140)	0	0	0	0.0
Annualize prior year legislation	(608,418)	390,564	(998,973)	(9)	0	0.0
Carr Building maintenance	(86,840)	0	(86,840)	0	0	13.0
<b>TOTAL FY 2021-22 LONG BILL APPROPRIATION</b>	<b>\$849,116,283</b>	<b>\$622,284,136</b>	<b>\$168,865,434</b>	<b>\$53,541,713</b>	<b>\$4,425,000</b>	<b>4,996.1</b>

JUDICIAL DEPARTMENT						
	TOTAL FUNDS	GENERAL FUND	CASH FUNDS	REAPPROPRIATED FUNDS	FEDERAL FUNDS	FTE
\$ Change from prior year	\$34,652,232	\$44,734,688	(\$7,506,672)	(\$2,575,784)	\$0	50.3
% Change from prior year	4.3%	7.7%	(4.3%)	(4.6%)	0.0%	1.0%

## DESCRIPTION OF INCREMENTAL CHANGES

**CENTRALLY APPROPRIATED LINE ITEMS:** The bill includes a net increase of \$17.9 million total funds for centrally appropriated items, summarized in the following table.

CENTRALLY APPROPRIATED LINE ITEMS						
	TOTAL FUNDS	GENERAL FUND	CASH FUNDS	REAPPROPRIATED FUNDS	FEDERAL FUNDS	FTE
Salary survey	\$12,571,714	\$12,310,344	\$251,010	\$10,360	\$0	0.0
PERA Direct Distribution	9,016,683	8,641,747	374,936	0	0	0.0
Payment to risk management / property funds	593,644	593,644	0	0	0	0.0
AED	106,938	584,317	(477,899)	520	0	0.0
SAED	106,938	584,317	(477,899)	520	0	0.0
Short-term disability	67,363	90,348	(22,949)	(36)	0	0.0
Annual fleet vehicle request	32,708	32,708	0	0	0	0.0
OIT common policy	(2,509,945)	(2,509,945)	0	0	0	0.0
Health life dental	(1,705,305)	(37,086)	(1,669,036)	817	0	0.0
CORE	(282,089)	(282,089)	0	0	0	0.0
Legal services	(69,039)	(92,959)	23,920	0	0	0.0
Workers' compensation	(39,566)	(39,566)	0	0	0	0.0
<b>TOTAL</b>	<b>\$17,890,044</b>	<b>\$19,875,780</b>	<b>(\$1,997,917)</b>	<b>\$12,181</b>	<b>\$0</b>	<b>0.0</b>

**RESTORE COURTS AND PROBATION STAFF:** The bill adds \$9.3 million General Fund and 130.5 FTE to restore courts and probation positions that were eliminated in FY 2020-21. The increase is based on an anticipated rise in caseload for FY 2021-22.

**ANNUALIZE PRIOR YEAR BUDGET ACTIONS:** The bill includes a net increase of \$7.2 million total funds for prior year budget actions, summarized in the following table.

ANNUALIZE PRIOR YEAR BUDGET ACTIONS						
	TOTAL FUNDS	GENERAL FUND	CASH FUNDS	REAPPROPRIATED FUNDS	FEDERAL FUNDS	FTE
FY 20-21 GF HLD reduction	\$14,798,008	\$14,798,008	\$0	\$0	\$0	0.0
FY 20-21 Caseload decrease	4,520,835	4,520,835	0	0	0	0.0
OSPD FY 20-21 Staffing requirements	18,518	18,518	0	0	0	2.7
OSPD FY 20-21 Denver grant funding	15,000	0	15,000	0	0	0.0
OCR FY 20-21 New staff attorney	9,956	0	0	9,956	0	0.0
ORPC FY 20-21 Carrie Ann Lucas Fellowship	5,254	0	0	5,254	0	0.0
FY 20-21 Delay of Implementation of SB 19-1229	0	125,230	(125,230)	0	0	0.0
JUD Continue FY 20-21 staffing decreases	(10,212,799)	(4,445,971)	(5,766,828)	0	0	(196.7)
JUD Annualize prior year decision items	(1,790,083)	(1,791,123)	1,040	0	0	0.0
OSPD FY 20-21 IT	(81,390)	(81,390)	0	0	0	0.0
FY 20-21 Exonerated persons payout	(64,940)	(64,940)	0	0	0	0.0
<b>TOTAL</b>	<b>\$7,218,359</b>	<b>\$13,079,167</b>	<b>(\$5,876,018)</b>	<b>\$15,210</b>	<b>\$0</b>	<b>(194.0)</b>

**ADDITIONAL MAGISTRATES:** The bill includes \$3.9 million General Fund and 33.2 FTE comprised of 16.6 FTE additional magistrates and 16.6 FTE support staff to help address an expected trial backlog in FY 2021-22.

**OSPD STAFFING INCREASE:** The bill includes \$3.5 million General Fund and 36.8 FTE for FY 2021-22 to increase staffing for indigent defense provided by the Office of the State Public Defender. This builds on partial funding that the General Assembly approved in FY 2020-21.

**COURTHOUSE FURNISHINGS AND INFRASTRUCTURE:** The bill includes \$1.4 million General Fund for the State's share of county-initiated courthouse infrastructure projects in five counties in FY 2021-22.

**COMMUNITY PROVIDER RATE:** The bill includes \$848,229 total funds, including \$333,378 General Fund, for a 2.5 percent common policy increase to community provider rates.

**MENTAL HEALTH DIVERSION:** The bill includes \$406,000 cash funds in FY 2021-22 for the District Attorney Adult Pretrial Diversion Program. The source of these funds is an anticipated award from the Competency Fines Subcommittee, established by the Consent Decree in the case, *Center for Legal Advocacy v. Barnes and Marshall*, No. 11-CV-02285-NYW (D. Colo.).

**INCREASE EVICTION LEGAL DEFENSE GRANT SPENDING AUTHORITY:** The bill includes an increase of \$400,000 cash funds for the Eviction Legal Defense Grant Program, based on an estimate of funds that will be unspent at the end of the current fiscal year.

**OPG ADDITIONAL FTE FOR BEHAVIORAL HEALTH CLIENTS:** The bill includes \$89,684 reappropriated funds and 1.0 FTE for the Office of Public Guardianship to provide guardianships to qualified Office of Behavioral Health (OBH) clients.

**OCPO ADDITIONAL FTE:** The bill includes \$88,355 General Fund and 1.0 FTE for an additional analyst in the Office of the Child Protection Ombudsman to address increasing caseload.

**DA MANDATED COSTS:** The bill includes an increase of \$80,750 General Fund for the Colorado District Attorney's Council for District Attorney mandated costs.

**INDIRECT COST ADJUSTMENTS:** The bill includes an increase of \$66,796 for indirect cost assessments.

**OADC CASELOAD DECREASE:** The bill includes a \$4.5 million General Fund decrease, including \$4.2 million for Conflicts of Interest Contracts and \$289,878 for Mandated Costs, to adjust for projected caseload for the Office of the Alternate Defense Counsel for FY 2021-22.

**OCR CASELOAD ADJUSTMENT:** The bill includes a reduction of \$2.0 million General Fund to reflect a projected decrease in attorney caseload and workload for the Office of the Child's Representative.

**TECHNICAL ADJUSTMENTS:** The bill includes several technical adjustments, including a true-up of the number of FTE in the Department, adjustments to fund sources, and the alignment of funding for the Correctional Treatment Cash Fund spending with the Correctional Treatment Board funding plan.

**CARR BUILDING PAYMENTS:** The bill includes a net reduction of \$786,506 total funds associated with the Ralph L. Carr Judicial Center, including increases of \$48,382 General Fund and \$109,488 reappropriated funds that are offset by a decrease of \$944,376 cash funds. The appropriation addresses two components:

- An increase of \$48,382 General Fund for the 1.8% annual increase in leased space payments for the Ralph L. Carr Colorado Judicial Center.
- A reduction of \$834,888 for the Carr Center debt service payment to align with the debt service payments due in FY 2021-22.

**ORPC APPOINTMENTS AND COSTS:** The bill includes a reduction of \$640,140 General Fund below the final FY 2020-21 appropriation (as modified by S.B. 21-045) for the Office of the Respondent Parents' Counsel (ORPC). This amount includes an increase of \$432,281 for court-appointed counsel that is offset by a decrease of \$1,072,421 for mandated costs. The appropriation reflects the ORPC's most recent projections and year-to-date data.

**ANNUALIZE PRIOR YEAR LEGISLATION:** The bill includes a net decrease of \$608,418 total funds to reflect the FY 2021-22 impact of bills passed in previous sessions, summarized in the following table.

ANNUALIZE PRIOR YEAR LEGISLATION						
	TOTAL FUNDS	GENERAL FUND	CASH FUNDS	REAPPROPRIATED FUNDS	FEDERAL FUNDS	FTE
SB 20-162 Federal Family First	\$389,760	\$389,760	\$0	\$0	\$0	0.0
SB18-200 PERA unfunded liability	1,822	804	1,027	(9)	0	0.0
SB 20B-002 Housing COVID Emergency Assistance	(1,000,000)	0	(1,000,000)	0	0	0.0
<b>TOTAL</b>	<b>(\$608,418)</b>	<b>\$390,564</b>	<b>(\$998,973)</b>	<b>(\$9)</b>	<b>\$0</b>	<b>0.0</b>

**CARR BUILDING MAINTENANCE:** The bill includes a total reduction of \$86,840 cash funds from the Justice Center Cash Fund and an increase of 13.0 FTE to assume building management responsibilities from an outside contractor. Additionally, the bill includes the consolidation of building operations and management appropriations into a single line item.

## SUMMARY OF CHANGES BY LONG BILL DIVISION

SUMMARY TABLE FOR JUDICIAL DEPARTMENT						
	TOTAL FUNDS	GENERAL FUND	CASH FUNDS	REAPPROPRIATED FUNDS	FEDERAL FUNDS	FTE
<b>FY 2020-21 Appropriation</b>	<b>\$814,464,051</b>	<b>\$577,549,448</b>	<b>\$176,372,106</b>	<b>\$56,117,497</b>	<b>\$4,425,000</b>	<b>4,945.8</b>
<b>CHANGES FROM FY 2020-21 BY LONG BILL DIVISION</b>						
Supreme Court and Court of Appeals	(\$241,771)	(\$291,670)	\$49,899	\$0	\$0	(3.2)
Courts Administration	23,497,962	27,942,625	(2,054,151)	(2,390,512)	0	(1.1)
Trial Courts	2,884,633	6,280,884	(3,396,251)	0	0	10.2
Probation and Related Services	(450,259)	1,990,973	(2,138,894)	(302,338)	0	2.9
Office of the State Public Defender	10,423,065	10,408,065	15,000	0	0	39.5
Office of the Alternate Defense Counsel	144,299	144,299	0	0	0	0.0
Office of the Child's Representative	(1,506,622)	(1,517,110)	0	10,488	0	0.0
Office of the Respondent Parents' Counsel	(319,860)	(336,754)	0	16,894	0	0.0
Office of the Child Protection Ombudsman	109,416	109,416	0	0	0	1.0
Independent Ethics Commission	3,960	3,960	0	0	0	0.0
Office of Public Guardianship	107,409	0	17,725	89,684	0	1.0
<b>TOTAL FY 2021-22 LONG BILL APPROPRIATION</b>	<b>\$849,116,283</b>	<b>\$622,284,136</b>	<b>\$168,865,434</b>	<b>\$53,541,713</b>	<b>\$4,425,000</b>	<b>4,996.1</b>
\$ Change from prior year	\$34,652,232	\$44,734,688	(\$7,506,672)	(\$2,575,784)	\$0	50.3
% Change from prior year	4.3%	7.7%	(4.3%)	(4.6%)	0.0%	1.0%

## APPROPRIATION DETAIL BY LONG BILL DIVISION

**SUPREME COURT AND COURT OF APPEALS:** This section provides funding for the Colorado Supreme Court and the Colorado Court of Appeals. Sources of cash funds include the attorney registration fees, appellate court filing fees, and various fees and cost recoveries. Reappropriated funds are transferred from the Department of Law.

SUPREME COURT AND COURT OF APPEALS						
	TOTAL FUNDS	GENERAL FUND	CASH FUNDS	REAPPROPRIATED FUNDS	FEDERAL FUNDS	FTE
<b>FY 2020-21 Appropriation</b>	<b>\$27,880,934</b>	<b>\$15,907,974</b>	<b>\$11,900,063</b>	<b>\$72,897</b>	<b>\$0</b>	<b>220.5</b>
CHANGES FROM FY 2020-21 APPROPRIATION						
Restore courts and probation staff	\$137,522	\$137,522	\$0	\$0	\$0	2.0
Indirect cost assessment	49,899	0	49,899	0	0	0.0
Annualize prior year legislation	33	33	0	0	0	0.0
Technical adjustments	0	0	0	0	0	0.2
Annualize prior year budget actions	(429,225)	(429,225)	0	0	0	(5.4)
<b>TOTAL FY 2021-22 LONG BILL APPROPRIATION</b>	<b>\$27,639,163</b>	<b>\$15,616,304</b>	<b>\$11,949,962</b>	<b>\$72,897</b>	<b>\$0</b>	<b>217.3</b>
\$ Change from prior year	(\$241,771)	(\$291,670)	\$49,899	\$0	\$0	(3.2)
% Change from prior year	(0.9%)	(1.8%)	0.4%	0.0%	n/a	(1.5%)

**COURTS ADMINISTRATION:** The Justices of the Supreme Court appoint a State Court Administrator to oversee the daily administration of the Department and provide technical and administrative support to the courts and probation. The Courts Administration section is comprised of four subsections:

- *Administration and Technology:* This subsection provides funding for the Office of the State Court Administrator's central administrative functions (e.g., human resources, accounting and budget, courts and probation administration and technical assistance, etc.), as well as for the development and maintenance of court-related information technology systems.
- *Central Appropriations:* This subsection includes various centrally appropriated line items (e.g., employee benefits, the purchase of legal services, etc.).
- *Centrally-administered Programs:* This subsection includes funding for various programs and distributions that are administered by the Office of the State Court Administrator for the benefit of the courts, probation, and administrative functions.
- *Ralph L. Carr Colorado Judicial Center:* This subsection includes appropriations related to the operations of the Ralph L. Carr Colorado Judicial Center.

COURTS ADMINISTRATION						
	TOTAL FUNDS	GENERAL FUND	CASH FUNDS	REAPPROPRIATED FUNDS	FEDERAL FUNDS	FTE
<b>FY 2020-21 Appropriation</b>	<b>\$212,270,216</b>	<b>\$102,064,453</b>	<b>\$95,758,933</b>	<b>\$14,446,830</b>	<b>\$0</b>	<b>474.5</b>
CHANGES FROM FY 2020-21 APPROPRIATION						
Centrally appropriated line items	\$14,492,492	\$16,508,078	(\$2,015,586)	\$0	\$0	0.0
Annualize prior year budget actions	6,736,091	7,480,281	(744,190)	0	0	(14.9)
Restore courts and probation staff	1,995,951	1,995,951	0	0	0	0.0
Courthouse furnishings and infrastructure	1,384,262	1,384,262	0	0	0	0.0
Additional magistrates	525,610	525,610	0	0	0	0.0
Mental health diversion	406,000	0	406,000	0	0	0.0
Increase Eviction Legal Defense Grant spending authority	400,000	0	400,000	0	0	0.0

COURTS ADMINISTRATION						
	TOTAL FUNDS	GENERAL FUND	CASH FUNDS	REAPPROPRIATED FUNDS	FEDERAL FUNDS	FTE
Indirect cost assessment	30,447	0	30,447	0	0	0.0
Annualize prior year legislation	(999,545)	61	(999,606)	0	0	0.0
Carr Building payments	(786,506)	48,382	(944,376)	109,488	0	0.0
Technical adjustments	(600,000)	0	1,900,000	(2,500,000)	0	0.8
Carr Building maintenance	(86,840)	0	(86,840)	0	0	13.0
<b>TOTAL FY 2021-22 LONG BILL APPROPRIATION</b>	<b>\$235,768,178</b>	<b>\$130,007,078</b>	<b>\$93,704,782</b>	<b>\$12,056,318</b>	<b>\$0</b>	<b>473.4</b>
\$ Change from prior year	\$23,497,962	\$27,942,625	(\$2,054,151)	(\$2,390,512)	\$0	(1.1)
% Change from prior year	11.1%	27.4%	(2.1%)	(16.5%)	n/a	(0.2%)

**TRIAL COURTS:** This section provides funding to support the operations of the State trial courts, which include district courts in 22 judicial districts, water courts, and county courts. This section also includes funding for the Colorado District Attorneys' Counsel's ACTION case management system and the statewide discovery sharing system. Major sources of cash funds include the Judicial Stabilization Cash Fund and various fees and cost recoveries. Reappropriated funds primarily reflect transfers from the Department of Human Services' child support enforcement program.

TRIAL COURTS						
	TOTAL FUNDS	GENERAL FUND	CASH FUNDS	REAPPROPRIATED FUNDS	FEDERAL FUNDS	FTE
<b>FY 2020-21 Appropriation</b>	<b>\$189,120,604</b>	<b>\$148,562,963</b>	<b>\$36,682,641</b>	<b>\$2,250,000</b>	<b>\$1,625,000</b>	<b>1,949.5</b>
<b>CHANGES FROM FY 2020-21 APPROPRIATION</b>						
Restore courts and probation staff	\$4,079,196	\$4,079,196	\$0	\$0	\$0	76.0
Additional magistrates	3,338,215	3,338,215	0	0	0	33.2
DA mandated costs	80,750	80,750	0	0	0	0.0
Annualize prior year legislation	911	334	577	0	0	0.0
Technical adjustments	0	0	0	0	0	23.7
Annualize prior year budget actions	(4,614,439)	(1,217,611)	(3,396,828)	0	0	(122.7)
<b>TOTAL FY 2021-22 LONG BILL APPROPRIATION</b>	<b>\$192,005,237</b>	<b>\$154,843,847</b>	<b>\$33,286,390</b>	<b>\$2,250,000</b>	<b>\$1,625,000</b>	<b>1,959.7</b>
\$ Change from prior year	\$2,884,633	\$6,280,884	(\$3,396,251)	\$0	\$0	10.2
% Change from prior year	1.5%	4.2%	(9.3%)	0.0%	0.0%	0.5%

**PROBATION AND RELATED SERVICES:** This section includes funding for probation services. Persons convicted of certain offenses are eligible for probation in lieu of incarceration. An offender on probation serves a sentence in the community under the supervision of a probation officer, subject to conditions imposed by the court. A breach of any imposed condition may result in revocation or modification of probation conditions, or incarceration. Managed by the Chief Probation Officer in each judicial district, employees prepare assessments and provide pre-sentence investigation services to the courts, supervise adult and juvenile offenders sentenced to community programs, and provide notification and support services to victims. Major sources of cash funds include various fees and surcharges paid by probationers and the Marijuana Tax Cash Fund. Major sources of reappropriated funds include: the Correctional Treatment Cash Fund, a transfer from the Department of Human Services for youth involved in the criminal justice system (S.B. 91-094 programs), and a transfer for persistent drunk driver programs.

PROBATION AND RELATED SERVICES						
	TOTAL FUNDS	GENERAL FUND	CASH FUNDS	REAPPROPRIATED FUNDS	FEDERAL FUNDS	FTE
<b>FY 2020-21 Appropriation</b>	<b>\$164,932,835</b>	<b>\$98,811,222</b>	<b>\$31,028,625</b>	<b>\$32,292,988</b>	<b>\$2,800,000</b>	<b>1,296.8</b>
CHANGES FROM FY 2020-21 APPROPRIATION						
Restore courts and probation staff	\$3,050,751	\$3,050,751	\$0	\$0	\$0	52.5
Community provider rate	848,229	333,378	413,714	101,137	0	0.0
Annualize prior year legislation	219	219	0	0	0	0.0
Annualize prior year budget actions	(3,143,375)	(1,393,375)	(1,750,000)	0	0	(53.7)
Technical adjustments	(1,192,533)	0	(789,058)	(403,475)	0	4.1
Indirect cost assessment	(13,550)	0	(13,550)	0	0	0.0
<b>TOTAL FY 2021-22 LONG BILL APPROPRIATION</b>	<b>\$164,482,576</b>	<b>\$100,802,195</b>	<b>\$28,889,731</b>	<b>\$31,990,650</b>	<b>\$2,800,000</b>	<b>1,299.7</b>
\$ Change from prior year	(\$450,259)	\$1,990,973	(\$2,138,894)	(\$302,338)	\$0	2.9
% Change from prior year	(0.3%)	2.0%	(6.9%)	(0.9%)	0.0%	0.2%

**OFFICE OF THE STATE PUBLIC DEFENDER:** The Office of the State Public Defender (OSPD) is an independent agency that provides legal representation for indigent defendants who face the possibility of incarceration. The OSPD is comprised of a central administrative office, an appellate office, and 21 regional trial offices.

OFFICE OF THE STATE PUBLIC DEFENDER						
	TOTAL FUNDS	GENERAL FUND	CASH FUNDS	REAPPROPRIATED FUNDS	FEDERAL FUNDS	FTE
<b>FY 2020-21 Appropriation</b>	<b>\$108,256,486</b>	<b>\$108,116,486</b>	<b>\$140,000</b>	<b>\$0</b>	<b>\$0</b>	<b>925.1</b>
CHANGES FROM FY 2020-21 APPROPRIATION						
Annualize prior year budget actions	\$3,860,692	\$3,845,692	\$15,000	\$0	\$0	2.7
OSPD Staffing increase	3,471,859	3,471,859	0	0	0	36.8
Centrally appropriated line items	3,090,453	3,090,453	0	0	0	0.0
Annualize prior year legislation	61	61	0	0	0	0.0
<b>TOTAL FY 2021-22 LONG BILL APPROPRIATION</b>	<b>\$118,679,551</b>	<b>\$118,524,551</b>	<b>\$155,000</b>	<b>\$0</b>	<b>\$0</b>	<b>964.6</b>
\$ Change from prior year	\$10,423,065	\$10,408,065	\$15,000	\$0	\$0	39.5
% Change from prior year	9.6%	9.6%	10.7%	n/a	n/a	4.3%

**OFFICE OF THE ALTERNATE DEFENSE COUNSEL:** The Office of the Alternate Defense Counsel (OADC) is an independent agency that provides legal representation for indigent defendants in criminal and juvenile delinquency cases in which the Office of the State Public Defender is precluded from doing so because of an ethical conflict of interest. The OADC provides legal representation by contracting with licensed attorneys and investigators.

OFFICE OF THE ALTERNATE DEFENSE COUNSEL						
	TOTAL FUNDS	GENERAL FUND	CASH FUNDS	REAPPROPRIATED FUNDS	FEDERAL FUNDS	FTE
<b>FY 2020-21 Appropriation</b>	<b>\$47,546,547</b>	<b>\$47,466,547</b>	<b>\$80,000</b>	<b>\$0</b>	<b>\$0</b>	<b>16.0</b>
CHANGES FROM FY 2020-21 APPROPRIATION						
Annualize prior year budget actions	\$4,566,853	\$4,566,853	\$0	\$0	\$0	0.0
Centrally appropriated line items	98,195	98,195	0	0	0	0.0
Annualize prior year legislation	86	86	0	0	0	0.0
OADC Caseload decrease	(4,520,835)	(4,520,835)	0	0	0	0.0

OFFICE OF THE ALTERNATE DEFENSE COUNSEL						
	TOTAL FUNDS	GENERAL FUND	CASH FUNDS	REAPPROPRIATED FUNDS	FEDERAL FUNDS	FTE
<b>TOTAL FY 2021-22 LONG BILL APPROPRIATION</b>	<b>\$47,690,846</b>	<b>\$47,610,846</b>	<b>\$80,000</b>	<b>\$0</b>	<b>\$0</b>	<b>16.0</b>
\$ Change from prior year	\$144,299	\$144,299	\$0	\$0	\$0	0.0
% Change from prior year	0.3%	0.3%	0.0%	n/a	n/a	0.0%

**OFFICE OF THE CHILD’S REPRESENTATIVE:** The Office of the Child's Representative is an independent agency that is responsible for ensuring the provision of uniform, high-quality legal representation and non-legal advocacy to children involved in judicial proceedings. Generally, this includes representing children involved in the court system due to abuse or neglect, delinquency, truancy, high conflict divorce, alcohol or drug abuse, mental health issues, and probate matters.

OFFICE OF THE CHILD'S REPRESENTATIVE						
	TOTAL FUNDS	GENERAL FUND	CASH FUNDS	REAPPROPRIATED FUNDS	FEDERAL FUNDS	FTE
<b>FY 2020-21 Appropriation</b>	<b>\$33,068,267</b>	<b>\$31,305,822</b>	<b>\$0</b>	<b>\$1,762,445</b>	<b>\$0</b>	<b>34.4</b>
CHANGES FROM FY 2020-21 APPROPRIATION						
Annualize prior year legislation	\$211,200	\$211,206	\$0	(\$6)	\$0	0.0
Annualize prior year budget actions	170,224	160,268	0	9,956	0	0.0
Centrally appropriated line items	96,033	95,495	0	538	0	0.0
Technical adjustments	0	0	0	0	0	0.0
OCR Caseload adjustment	(1,984,079)	(1,984,079)	0	0	0	0.0
<b>TOTAL FY 2021-22 LONG BILL APPROPRIATION</b>	<b>\$31,561,645</b>	<b>\$29,788,712</b>	<b>\$0</b>	<b>\$1,772,933</b>	<b>\$0</b>	<b>34.4</b>
\$ Change from prior year	(\$1,506,622)	(\$1,517,110)	\$0	\$10,488	\$0	0.0
% Change from prior year	(4.6%)	(4.8%)	n/a	0.6%	n/a	0.0%

**OFFICE OF THE RESPONDENT PARENTS’ COUNSEL:** The Office of the Respondent Parents' Counsel is charged with ensuring the provision and availability of legal representation for indigent respondent parents involved in dependency and neglect proceedings who are in danger of losing their parental rights.

OFFICE OF THE RESPONDENT PARENTS' COUNSEL						
	TOTAL FUNDS	GENERAL FUND	CASH FUNDS	REAPPROPRIATED FUNDS	FEDERAL FUNDS	FTE
<b>FY 2020-21 Appropriation</b>	<b>\$29,503,410</b>	<b>\$24,163,073</b>	<b>\$48,000</b>	<b>\$5,292,337</b>	<b>\$0</b>	<b>14.0</b>
CHANGES FROM FY 2020-21 APPROPRIATION						
Annualize prior year legislation	\$178,559	\$178,562	\$0	(\$3)	\$0	0.0
Annualize prior year budget actions	71,538	66,284	0	5,254	0	0.0
Centrally appropriated line items	70,183	58,540	0	11,643	0	0.0
ORPC Appointments and costs	(640,140)	(640,140)	0	0	0	0.0
<b>TOTAL FY 2021-22 LONG BILL APPROPRIATION</b>	<b>\$29,183,550</b>	<b>\$23,826,319</b>	<b>\$48,000</b>	<b>\$5,309,231</b>	<b>\$0</b>	<b>14.0</b>
\$ Change from prior year	(\$319,860)	(\$336,754)	\$0	\$16,894	\$0	0.0
% Change from prior year	(1.1%)	(1.4%)	0.0%	0.3%	n/a	0.0%



**OFFICE OF THE CHILD PROTECTION OMBUDSMAN:** The Office of the Child Protection Ombudsman serves as an independent and neutral organization to investigate complaints and grievances about child protection services, make recommendations about system improvements, and serve as a resource for persons involved in the child welfare system.

OFFICE OF THE CHILD PROTECTION OMBUDSMAN						
	TOTAL FUNDS	GENERAL FUND	CASH FUNDS	REAPPROPRIATED FUNDS	FEDERAL FUNDS	FTE
<b>FY 2020-21 Appropriation</b>	<b>\$961,637</b>	<b>\$961,637</b>	<b>\$0</b>	<b>\$0</b>	<b>\$0</b>	<b>8.0</b>
CHANGES FROM FY 2020-21 APPROPRIATION						
OCPO Additional FTE	\$88,355	\$88,355	\$0	\$0	\$0	1.0
Centrally appropriated line items	21,059	21,059	0	0	0	0.0
Annualize prior year legislation	2	2	0	0	0	0.0
<b>TOTAL FY 2021-22 LONG BILL APPROPRIATION</b>	<b>\$1,071,053</b>	<b>\$1,071,053</b>	<b>\$0</b>	<b>\$0</b>	<b>\$0</b>	<b>9.0</b>
\$ Change from prior year	\$109,416	\$109,416	\$0	\$0	\$0	1.0
% Change from prior year	11.4%	11.4%	n/a	n/a	n/a	12.5%

**INDEPENDENT ETHICS COMMISSION:** The Independent Ethics Commission is an independent agency that is responsible for providing advice and guidance on ethics-related matters concerning public officers, members of the General Assembly, local government officials, or government employees.

INDEPENDENT ETHICS COMMISSION						
	TOTAL FUNDS	GENERAL FUND	CASH FUNDS	REAPPROPRIATED FUNDS	FEDERAL FUNDS	FTE
<b>FY 2020-21 Appropriation</b>	<b>\$189,271</b>	<b>\$189,271</b>	<b>\$0</b>	<b>\$0</b>	<b>\$0</b>	<b>1.0</b>
CHANGES FROM FY 2020-21 APPROPRIATION						
Centrally appropriated line items	\$3,960	\$3,960	\$0	\$0	\$0	0.0
<b>TOTAL FY 2021-22 LONG BILL APPROPRIATION</b>	<b>\$193,231</b>	<b>\$193,231</b>	<b>\$0</b>	<b>\$0</b>	<b>\$0</b>	<b>1.0</b>
\$ Change from prior year	\$3,960	\$3,960	\$0	\$0	\$0	0.0
% Change from prior year	2.1%	2.1%	n/a	n/a	n/a	0.0%

**OFFICE OF PUBLIC GUARDIANSHIP:** The Office of Public Guardianship is an independent agency, established by H.B. 17-1087, that was created to provide legal guardianship services for incapacitated and indigent adults who have no other guardianship prospects.

OFFICE OF PUBLIC GUARDIANSHIP						
	TOTAL FUNDS	GENERAL FUND	CASH FUNDS	REAPPROPRIATED FUNDS	FEDERAL FUNDS	FTE
<b>FY 2020-21 Appropriation</b>	<b>\$733,844</b>	<b>\$0</b>	<b>\$733,844</b>	<b>\$0</b>	<b>\$0</b>	<b>6.0</b>
CHANGES FROM FY 2020-21 APPROPRIATION						
OPG Additional FTE for behavioral health clients	\$89,684	\$0	\$0	\$89,684	\$0	1.0
Centrally appropriated line items	17,669	0	17,669	0	0	0.0
Annualize prior year legislation	56	0	56	0	0	0.0
<b>TOTAL FY 2021-22 LONG BILL APPROPRIATION</b>	<b>\$841,253</b>	<b>\$0</b>	<b>\$751,569</b>	<b>\$89,684</b>	<b>\$0</b>	<b>7.0</b>

**OFFICE OF PUBLIC GUARDIANSHIP**

	TOTAL FUNDS	GENERAL FUND	CASH FUNDS	REAPPROPRIATED FUNDS	FEDERAL FUNDS	FTE
\$ Change from prior year	\$107,409	\$0	\$17,725	\$89,684	\$0	1.0
% Change from prior year	14.6%	n/a	2.4%	n/a	n/a	16.7%

# DEPARTMENT OF LABOR AND EMPLOYMENT

**Description:** The Department of Labor and Employment (Department) is responsible for providing services to employers and job seekers, and enforcing laws concerning labor standards, unemployment insurance, workers' compensation, public safety, and consumer protection. The Department is comprised of the following major organizational units:

- Executive Director's Office
- Division of Unemployment Insurance
- Division of Employment and Training
- Division of Labor Standards and Statistics
- Division of Oil and Public Safety
- Division of Workers' Compensation
- Division of Vocational Rehabilitation and Independent Living Services

DEPARTMENT OF LABOR AND EMPLOYMENT						
	TOTAL FUNDS	GENERAL FUND	CASH FUNDS	REAPPROPRIATED FUNDS	FEDERAL FUNDS	FTE
<b>FY 2020-21 Appropriation</b>	<b>\$265,701,603</b>	<b>\$18,494,327</b>	<b>\$81,509,312</b>	<b>\$6,388,200</b>	<b>\$159,309,764</b>	<b>1,290.7</b>
CHANGES FROM FY 2020-21 APPROPRIATION						
Informational funds adjustment	\$18,579,418	\$0	\$0	\$0	\$18,579,418	0.0
Annualize prior year legislation	2,391,459	501,562	737,938	11,567	1,140,392	6.7
Centrally appropriated line items	1,341,088	112,938	(251,297)	(75,054)	1,554,501	0.0
Annualize prior year budget actions	276,218	276,218	0	0	0	0.0
Wage theft enforcement	231,818	0	231,818	0	0	0.0
Just Transition Office	208,273	208,273	0	0	0	1.5
Restore Veterans Service-to-Career Program funding	200,000	0	200,000	0	0	0.0
Community provider rate adjustment	153,321	153,321	0	0	0	0.0
Indirect cost adjustments	0	(111,780)	0	111,780	0	0.0
Other	0	0	0	0	0	0.0
<b>TOTAL FY 2021-22 LONG BILL APPROPRIATION</b>	<b>\$289,083,198</b>	<b>\$19,634,859</b>	<b>\$82,427,771</b>	<b>\$6,436,493</b>	<b>\$180,584,075</b>	<b>1,298.9</b>
\$ Change from prior year	\$23,381,595	\$1,140,532	\$918,459	\$48,293	\$21,274,311	8.2
% Change from prior year	8.8%	6.2%	1.1%	0.8%	13.4%	0.6%

## DESCRIPTION OF INCREMENTAL CHANGES

**INFORMATIONAL FUNDS ADJUSTMENT:** The bill includes adjustments to federal funds shown for informational purposes. Among other adjustments, the bill reflects increases for administration of the state's unemployment insurance programs, including funding for fraud detection, provided through federal stimulus legislation.

**ANNUALIZE PRIOR YEAR LEGISLATION:** The bill includes the following adjustments for the out-year impact of prior year legislation.

ANNUALIZE PRIOR YEAR LEGISLATION						
	TOTAL FUNDS	GENERAL FUND	CASH FUNDS	REAPPROPRIATED FUNDS	FEDERAL FUNDS	FTE
HB 20-1379 Suspend direct distribution to PERA	\$2,035,721	\$126,776	\$757,183	\$11,564	\$1,140,198	0.0
SB 19-196 Modification of procurement	294,900	294,900	0	0	0	4.4
HB 20-1153 Colorado partnership	68,934	0	68,934	0	0	0.6
SB 19-085 Equal pay for equal work	44,570	44,570	0	0	0	0.9

ANNUALIZE PRIOR YEAR LEGISLATION						
	TOTAL FUNDS	GENERAL FUND	CASH FUNDS	REAPPROPRIATED FUNDS	FEDERAL FUNDS	FTE
SB 20-205 Employer provided paid sick leave	35,293	35,293	0	0	0	0.8
SB18-200 PERA unfunded liability	344	23	124	3	194	0.0
HB 19-1107 Employment Support and Job Retention Services Program	(65,000)	0	(65,000)	0	0	0.0
HB 20-1415 Whistleblower protection	(18,600)	0	(18,600)	0	0	0.0
HB 19-1210 Local government minimum wage	(4,703)	0	(4,703)	0	0	0.0
<b>TOTAL</b>	<b>\$2,391,459</b>	<b>\$501,562</b>	<b>\$737,938</b>	<b>\$11,567</b>	<b>\$1,140,392</b>	<b>6.7</b>

**CENTRALLY APPROPRIATED LINE ITEMS:** The bill includes the following adjustments to centrally appropriated line items.

CENTRALLY APPROPRIATED LINE ITEMS						
	TOTAL FUNDS	GENERAL FUND	CASH FUNDS	REAPPROPRIATED FUNDS	FEDERAL FUNDS	FTE
Salary survey adjustment	\$3,021,871	\$197,870	\$1,179,431	\$21,791	\$1,622,779	0.0
Health, life, and dental adjustment	542,446	105,049	141,047	26,469	269,881	0.0
Payment to risk management / property funds adjustment	102,401	2,048	30,721	0	69,632	0.0
Leased space adjustment	60,346	0	60,346	0	0	0.0
Statewide indirect cost recoveries common policy adjustment	36,726	0	(38,571)	0	75,297	0.0
Capitol Complex leased space adjustment	4,639	0	4,639	0	0	0.0
Shift differential adjustment	1,656	0	0	0	1,656	0.0
Payments to OIT adjustment	(1,516,191)	(216,193)	(865,319)	(156,485)	(278,194)	0.0
ALJ adjustment	(479,756)	0	(479,756)	0	0	0.0
Legal services adjustment	(169,224)	(13,538)	(67,689)	0	(87,997)	0.0
CORE adjustment	(109,783)	0	(54,891)	0	(54,892)	0.0
Workers' compensation adjustment	(48,356)	(1,934)	(13,540)	0	(32,882)	0.0
PERA Direct Distribution	(41,823)	6,970	(37,020)	6,509	(18,282)	0.0
AED adjustment	(23,870)	17,394	(50,859)	13,146	(3,551)	0.0
SAED adjustment	(23,870)	17,394	(50,859)	13,146	(3,551)	0.0
Short-term disability adjustment	(9,142)	30	(4,732)	370	(4,810)	0.0
Vehicle lease payments adjustment	(6,982)	(2,152)	(4,245)	0	(585)	0.0
<b>TOTAL</b>	<b>\$1,341,088</b>	<b>\$112,938</b>	<b>(\$251,297)</b>	<b>(\$75,054)</b>	<b>\$1,554,501</b>	<b>0.0</b>

**ANNUALIZE PRIOR YEAR BUDGET ACTIONS:** The bill includes an increase of \$276,218 General Fund to eliminate the FY 2020-21 5.0 percent General Fund personal services reduction that was implemented through the Health, Life, Dental line item.

**WAGE THEFT ENFORCEMENT:** The bill includes an increase of \$231,818 cash funds spending authority from the Wage Theft Enforcement Fund. The funds will support the Labor Standards Unit in enforcement of Colorado labor law. The funds will support an additional administrative position, produce wage law informational materials in additional languages, purchase software licenses for recently hired staff, and increase payments for legal services to defend challenges to agency rulings. The unit investigates an average of over 3,500 unpaid wage claims and responds to nearly 3,400 labor law inquiries annually.

**JUST TRANSITION OFFICE:** The bill adds \$208,273 General Fund and 1.5 FTE in FY 2021-22 and ongoing to support implementation of Colorado's Just Transition Plan, which was released December 31, 2020. The additional staff and funds will enable the Just Transition Office to work with coal workers and communities across the State that are affected by the transition from coal-based power production by bringing the total appropriation for the Office to \$366,625 General Fund and 3.5 FTE. The Just Transition Plan sets the stage for the Office to begin implementation in late 2020-21, which will include developing a package of training, job search and relocation support services for workers transitioning from a coal-based economy, assisting affected communities in developing local transition

programs, aligning and coordinating existing state programs to support local transition plans, and developing new financial resources for just transitions activities.

**RESTORE VETERANS SERVICE-TO-CAREER PROGRAM FUNDING:** The bill restores funding for the Veterans Service-to-Career Program from \$300,000 in FY 2020-21 to \$500,000 cash funds from the Marijuana Tax Cash Fund, a level similar to that approved when the program was reauthorized in H.B. 18-1343. This is a grant program to which workforce centers may apply to enhance workforce center services for veterans that are not available under the federal Workforce Innovation and Opportunity Act. Statute requires that when awarding grants the Department give preference to workforce centers that partner with nonprofit agencies that are integrated service and support centers for veterans and their families. Several of these nonprofit veterans “one stop” centers throughout the state have collaborated with local workforce centers to receive these grants.

**COMMUNITY PROVIDER RATE ADJUSTMENT:** The bill includes a 2.5 percent increase for independent living centers, consistent with Committee common policy.

**INDIRECT COST ADJUSTMENTS:** The bill includes an increase in statewide indirect cost assessments that offset General Fund otherwise required.

## SUMMARY OF CHANGES BY LONG BILL DIVISION

SUMMARY TABLE FOR DEPARTMENT OF LABOR AND EMPLOYMENT						
	TOTAL FUNDS	GENERAL FUND	CASH FUNDS	REAPPROPRIATED FUNDS	FEDERAL FUNDS	FTE
<b>FY 2020-21 Appropriation</b>	<b>\$265,701,603</b>	<b>\$18,494,327</b>	<b>\$81,509,312</b>	<b>\$6,388,200</b>	<b>\$159,309,764</b>	<b>1,290.7</b>
<b>CHANGES FROM FY 2020-21 BY LONG BILL DIVISION</b>						
Executive Director's Office	\$4,246,631	\$404,152	\$1,099,490	\$48,290	\$2,694,699	0.0
Division of Unemployment Insurance	17,500,194	0	0	0	17,500,194	0.0
Division of Employment and Training	343,276	208,273	135,000	3	0	1.5
Division of Labor Standards and Statistics	1,617,782	374,763	163,601	0	1,079,418	6.7
Division of Oil and Public Safety	0	0	0	0	0	0.0
Division of Workers' Compensation	(479,632)	0	(479,632)	0	0	0.0
Division of Vocational Rehabilitation and Independent Living Services	153,344	153,344	0	0	0	0.0
<b>TOTAL FY 2021-22 LONG BILL APPROPRIATION</b>	<b>\$289,083,198</b>	<b>\$19,634,859</b>	<b>\$82,427,771</b>	<b>\$6,436,493</b>	<b>\$180,584,075</b>	<b>1,298.9</b>
\$ Change from prior year	\$23,381,595	\$1,140,532	\$918,459	\$48,293	\$21,274,311	8.2
% Change from prior year	8.8%	6.2%	1.1%	0.8%	13.4%	0.6%

## APPROPRIATION DETAIL BY LONG BILL DIVISION

**EXECUTIVE DIRECTOR'S OFFICE:** The Executive Director's Office provides common services to all divisions including employee health, life, and dental insurance, workers' compensation insurance, and employee shift differential. Support services are also located in the Executive Director's Office.

EXECUTIVE DIRECTOR'S OFFICE						
	TOTAL FUNDS	GENERAL FUND	CASH FUNDS	REAPPROPRIATED FUNDS	FEDERAL FUNDS	FTE
<b>FY 2020-21 Appropriation</b>	<b>\$56,493,929</b>	<b>\$4,933,424</b>	<b>\$23,589,971</b>	<b>\$648,855</b>	<b>\$27,321,679</b>	<b>110.7</b>

EXECUTIVE DIRECTOR'S OFFICE						
	TOTAL FUNDS	GENERAL FUND	CASH FUNDS	REAPPROPRIATED FUNDS	FEDERAL FUNDS	FTE
<b>CHANGES FROM FY 2020-21 APPROPRIATION</b>						
Annualize prior year legislation	\$2,089,447	\$126,776	\$810,909	\$11,564	\$1,140,198	0.0
Centrally appropriated line items	1,820,844	112,938	228,459	(75,054)	1,554,501	0.0
Annualize prior year budget actions	276,218	276,218	0	0	0	0.0
Wage theft enforcement	60,122	0	60,122	0	0	0.0
Indirect cost adjustments	0	(111,780)	0	111,780	0	0.0
<b>TOTAL FY 2021-22 LONG BILL APPROPRIATION</b>	<b>\$60,740,560</b>	<b>\$5,337,576</b>	<b>\$24,689,461</b>	<b>\$697,145</b>	<b>\$30,016,378</b>	<b>110.7</b>
\$ Change from prior year	\$4,246,631	\$404,152	\$1,099,490	\$48,290	\$2,694,699	0.0
% Change from prior year	7.5%	8.2%	4.7%	7.4%	9.9%	0.0%

**DIVISION OF UNEMPLOYMENT INSURANCE:** The Department is responsible for administering Colorado's Unemployment Insurance Programs (UI Programs). UI Programs provide temporary benefits to individuals who have lost their job through no fault of their own. Program responsibilities include general administration, tax collection from employers, benefits payments, employer audits, call center operation, claimant appeals, and quality control measures.

DIVISION OF UNEMPLOYMENT INSURANCE						
	TOTAL FUNDS	GENERAL FUND	CASH FUNDS	REAPPROPRIATED FUNDS	FEDERAL FUNDS	FTE
<b>FY 2020-21 Appropriation</b>	<b>\$54,521,792</b>	<b>\$0</b>	<b>\$12,816,379</b>	<b>\$0</b>	<b>\$41,705,413</b>	<b>484.1</b>
<b>CHANGES FROM FY 2020-21 APPROPRIATION</b>						
Informational funds adjustment	\$17,500,000	\$0	\$0	\$0	\$17,500,000	0.0
Annualize prior year legislation	194	0	0	0	194	0.0
<b>TOTAL FY 2021-22 LONG BILL APPROPRIATION</b>	<b>\$72,021,986</b>	<b>\$0</b>	<b>\$12,816,379</b>	<b>\$0</b>	<b>\$59,205,607</b>	<b>484.1</b>
\$ Change from prior year	\$17,500,194	\$0	\$0	\$0	\$17,500,194	0.0
% Change from prior year	32.1%	n/a	0.0%	n/a	42.0%	0.0%

**DIVISION OF EMPLOYMENT AND TRAINING:** The Division of Employment and Training provides services to businesses and potential employees to increase labor participation in the state. State and county run one-stop centers offer job search assistance, additional job training, and classes to improve interview and resume skills to job seekers. Services are free to job seekers and employers, with the goal of matching qualified job seekers with employers. This section also includes the state Workforce Development Council and various state-supported employment and training programs.

DIVISION OF EMPLOYMENT AND TRAINING						
	TOTAL FUNDS	GENERAL FUND	CASH FUNDS	REAPPROPRIATED FUNDS	FEDERAL FUNDS	FTE
<b>FY 2020-21 Appropriation</b>	<b>\$59,143,010</b>	<b>\$1,181,511</b>	<b>\$13,731,332</b>	<b>\$518,208</b>	<b>\$43,711,959</b>	<b>205.9</b>
<b>CHANGES FROM FY 2020-21 APPROPRIATION</b>						
Just Transition Office	\$208,273	\$208,273	\$0	\$0	\$0	1.5
Restore Veterans Service-to-Career Program funding	200,000	0	200,000	0	0	0.0
Annualize prior year legislation	(64,997)	0	(65,000)	3	0	0.0

DIVISION OF EMPLOYMENT AND TRAINING						
	TOTAL FUNDS	GENERAL FUND	CASH FUNDS	REAPPROPRIATED FUNDS	FEDERAL FUNDS	FTE
<b>TOTAL FY 2021-22 LONG BILL APPROPRIATION</b>	<b>\$59,486,286</b>	<b>\$1,389,784</b>	<b>\$13,866,332</b>	<b>\$518,211</b>	<b>\$43,711,959</b>	<b>207.4</b>
\$ Change from prior year	\$343,276	\$208,273	\$135,000	\$3	\$0	1.5
% Change from prior year	0.6%	17.6%	1.0%	0.0%	0.0%	0.7%

**DIVISION OF LABOR STANDARDS AND STATISTICS:** The Division of Labor Standards and Statistics administers Colorado employment and labor laws pertaining to wages paid, hours worked, minimum wage, labor standards, child labor, employment-related immigration laws, and working conditions. The Division of Labor also conducts all-union agreement elections, elections to certify or decertify collective bargaining agreements, certifications of all-union provisions in the building and construction trades industries, and investigates and mediates allegations of unfair labor practices. The Labor Market Information (LMI) section provides information on employment trends across the state, unemployment numbers, and job growth information.

DIVISION OF LABOR STANDARDS AND STATISTICS						
	TOTAL FUNDS	GENERAL FUND	CASH FUNDS	REAPPROPRIATED FUNDS	FEDERAL FUNDS	FTE
<b>FY 2020-21 Appropriation</b>	<b>\$5,572,849</b>	<b>\$552,908</b>	<b>\$2,733,043</b>	<b>\$0</b>	<b>\$2,286,898</b>	<b>71.8</b>
<b>CHANGES FROM FY 2020-21 APPROPRIATION</b>						
Informational funds adjustment	\$1,079,418	\$0	\$0	\$0	\$1,079,418	0.0
Annualize prior year legislation	366,668	374,763	(8,095)	0	0	6.7
Wage theft enforcement	171,696	0	171,696	0	0	0.0
<b>TOTAL FY 2021-22 LONG BILL APPROPRIATION</b>	<b>\$7,190,631</b>	<b>\$927,671</b>	<b>\$2,896,644</b>	<b>\$0</b>	<b>\$3,366,316</b>	<b>78.5</b>
\$ Change from prior year	\$1,617,782	\$374,763	\$163,601	\$0	\$1,079,418	6.7
% Change from prior year	29.0%	67.8%	6.0%	n/a	47.2%	9.3%

**DIVISION OF OIL AND PUBLIC SAFETY:** The Division of Oil and Public Safety is responsible for a variety of regulatory functions related to environmental protection, public safety, and consumer protection. This includes making and enforcing rules, regulations, and statutes that govern amusement rides, explosives, boilers, conveyances, fuel products (gas and compressed natural gas), petroleum storage tanks, and cleanup of petroleum spills.

DIVISION OF OIL AND PUBLIC SAFETY						
	TOTAL FUNDS	GENERAL FUND	CASH FUNDS	REAPPROPRIATED FUNDS	FEDERAL FUNDS	FTE
<b>FY 2020-21 Appropriation</b>	<b>\$6,479,571</b>	<b>\$105,080</b>	<b>\$5,645,752</b>	<b>\$19,318</b>	<b>\$709,421</b>	<b>69.5</b>
<b>CHANGES FROM FY 2020-21 APPROPRIATION</b>						
None	\$0	\$0	\$0	\$0	\$0	0.0
<b>TOTAL FY 2021-22 LONG BILL APPROPRIATION</b>	<b>\$6,479,571</b>	<b>\$105,080</b>	<b>\$5,645,752</b>	<b>\$19,318</b>	<b>\$709,421</b>	<b>69.5</b>
\$ Change from prior year	\$0	\$0	\$0	\$0	\$0	0.0
% Change from prior year	0.0%	0.0%	0.0%	0.0%	0.0%	0.0%

**DIVISION OF WORKERS' COMPENSATION:** The Division of Workers' Compensation works to ensure quick and efficient delivery of disability and medical benefits to injured workers at a reasonable cost to employers, with minimal litigation.

DIVISION OF WORKERS' COMPENSATION						
	TOTAL FUNDS	GENERAL FUND	CASH FUNDS	REAPPROPRIATED FUNDS	FEDERAL FUNDS	FTE
<b>FY 2020-21 Appropriation</b>	<b>\$22,387,265</b>	<b>\$0</b>	<b>\$22,387,265</b>	<b>\$0</b>	<b>\$0</b>	<b>111.0</b>
CHANGES FROM FY 2020-21 APPROPRIATION						
Annualize prior year legislation	\$124	\$0	\$124	\$0	\$0	0.0
Centrally appropriated line items	(479,756)	0	(479,756)	0	0	0.0
<b>TOTAL FY 2021-22 LONG BILL APPROPRIATION</b>	<b>\$21,907,633</b>	<b>\$0</b>	<b>\$21,907,633</b>	<b>\$0</b>	<b>\$0</b>	<b>111.0</b>
\$ Change from prior year	(\$479,632)	\$0	(\$479,632)	\$0	\$0	0.0
% Change from prior year	(2.1%)	n/a	(2.1%)	n/a	n/a	0.0%

**DIVISION OF VOCATIONAL REHABILITATION AND INDEPENDENT LIVING SERVICES:** The Division of Vocational Rehabilitation and Independent Living Services oversees vocational rehabilitation programs designed to enable individuals with any type of disability to participate in the work force. These programs include Vocational Rehabilitation Services, the School-to-Work Alliance Program, Vocational Rehabilitation Mental Health Services, and the Business Enterprise Program for People who are Blind. This section also includes state support for the nonprofit independent living centers, which support independence and self-advocacy for people with disabilities and provide related services.

DIVISION OF VOCATIONAL REHABILITATION AND INDEPENDENT LIVING SERVICES						
	TOTAL FUNDS	GENERAL FUND	CASH FUNDS	REAPPROPRIATED FUNDS	FEDERAL FUNDS	FTE
<b>FY 2020-21 Appropriation</b>	<b>\$61,103,187</b>	<b>\$11,721,404</b>	<b>\$605,570</b>	<b>\$5,201,819</b>	<b>\$43,574,394</b>	<b>237.7</b>
CHANGES FROM FY 2020-21 APPROPRIATION						
Community provider rate adjustment	\$153,321	\$153,321	\$0	\$0	\$0	0.0
Annualize prior year legislation	23	23	0	0	0	0.0
<b>TOTAL FY 2021-22 LONG BILL APPROPRIATION</b>	<b>\$61,256,531</b>	<b>\$11,874,748</b>	<b>\$605,570</b>	<b>\$5,201,819</b>	<b>\$43,574,394</b>	<b>237.7</b>
\$ Change from prior year	\$153,344	\$153,344	\$0	\$0	\$0	0.0
% Change from prior year	0.3%	1.3%	0.0%	0.0%	0.0%	0.0%



# DEPARTMENT OF LAW

**Description:** The Attorney General is one of five independently elected constitutional officers of the State, whose powers and duties are prescribed by the General Assembly. As the chief executive officer of the Department of Law, the Attorney General represents and defends the legal interests of the people of the State of Colorado and serves as the legal counsel and advisor to all state agencies. The Department works concurrently with Colorado's 22 district attorneys and with other local, state, and federal law enforcement authorities to carry out its criminal justice responsibilities and represent the State in criminal appeals. In addition, the Department investigates and prosecutes Medicaid provider fraud and patient abuse, as well as securities, insurance, and workers' compensation fraud. Finally, the Department has primary authority for enforcement of consumer protection laws, antitrust laws, and certain natural resource and environmental laws.

DEPARTMENT OF LAW						
	TOTAL FUNDS	GENERAL FUND	CASH FUNDS	REAPPROPRIATED FUNDS	FEDERAL FUNDS	FTE
<b>FY 2020-21 Appropriation</b>	<b>\$91,573,634</b>	<b>\$14,284,468</b>	<b>\$19,459,500</b>	<b>\$55,459,431</b>	<b>\$2,370,235</b>	<b>518.0</b>
<b>CHANGES FROM FY 2020-21 APPROPRIATION</b>						
Centrally appropriated line items	\$4,781,847	\$945,447	\$1,254,459	\$2,458,350	\$123,591	0.0
Annualize prior year budget actions and legislation	1,069,086	(1,283)	(371,802)	1,448,378	(6,207)	8.1
Implement patterns and practices investigations	323,921	323,921	0	0	0	1.8
Indirect cost assessment	249,026	(256,520)	(593,179)	1,099,956	(1,231)	0.0
POST job task analysis	150,000	0	150,000	0	0	0.0
CDLE Wage theft enforcement	60,122	0	0	60,122	0	0.0
Technical adjustments	(135,963)	0	25,929	(161,892)	0	5.8
<b>TOTAL FY 2021-22 LONG BILL APPROPRIATION</b>	<b>\$98,071,673</b>	<b>\$15,296,033</b>	<b>\$19,924,907</b>	<b>\$60,364,345</b>	<b>\$2,486,388</b>	<b>533.7</b>
\$ Change from prior year	\$6,498,039	\$1,011,565	\$465,407	\$4,904,914	\$116,153	15.7
% Change from prior year	7.1%	7.1%	2.4%	8.8%	4.9%	3.0%

## DESCRIPTION OF INCREMENTAL CHANGES

**CENTRALLY APPROPRIATED LINE ITEMS:** The bill includes an increase of \$4.8 million total funds, including \$0.9 million General Fund, for adjustments to centrally appropriated line items for the following: state contributions for health, life, and dental benefits; short-term disability; supplemental state contributions to the Public Employees' Retirement Association (PERA) pension fund; salary survey; workers' compensation; legal services; administrative law judges; payment to risk management and property funds; Ralph L. Carr Colorado Judicial Center leased space; payments to the Governor's Office of Information Technology (OIT); and CORE operations.

**ANNUALIZE PRIOR YEAR BUDGET ACTIONS AND LEGISLATION:** The bill includes adjustments related to prior year budget actions and legislation, which are summarized in the following table:

ANNUALIZE PRIOR YEAR BUDGET ACTIONS AND LEGISLATION						
	TOTAL FUNDS	GENERAL FUND	CASH FUNDS	REAPPROPRIATED FUNDS	FEDERAL FUNDS	FTE
HB 20-1153 Partnership for CO jobs	\$1,111,623	\$0	(\$219,609)	\$1,331,232	\$0	7.0
HB 20-1001 Nicotine product regulation	204,672	0	0	204,672	0	1.1
HB 20-1369 Deputy District Attorney training	150,000	150,000	0	0	0	0.0
SB20-204 Protect Air Quality Whistleblowers	50,102	0	0	50,102	0	0.3
SB18-200 PERA	16,143	5,010	1,885	8,818	430	0.0
Attorney registration and CLE	9,452	(10,308)	6,128	13,632	0	0.0

**ANNUALIZE PRIOR YEAR BUDGET ACTIONS AND LEGISLATION**

	TOTAL FUNDS	GENERAL FUND	CASH FUNDS	REAPPROPRIATED FUNDS	FEDERAL FUNDS	FTE
PERA DD technical	0	0	0	0	0	0.0
IT asset maintenance	(234,530)	(120,641)	(10,752)	(96,500)	(6,637)	0.0
FY20-21 POST job task analysis	(150,000)	0	(150,000)	0	0	0.0
SB20-200 Secure Savings Program	(42,638)	0	0	(42,638)	0	(0.2)
FY20-21 GF HLD reduction	(24,418)	(25,344)	546	380	0	0.1
SB20-028 Substance Use Recovery Disorder	(10,660)	0	0	(10,660)	0	(0.1)
SB20-162 Fed Family First program	(10,660)	0	0	(10,660)	0	(0.1)
<b>TOTAL</b>	<b>\$1,069,086</b>	<b>(\$1,283)</b>	<b>(\$371,802)</b>	<b>\$1,448,378</b>	<b>(\$6,207)</b>	<b>8.1</b>

**IMPLEMENT PATTERNS AND PRACTICES INVESTIGATIONS:** The bill includes an increase of \$323,921 General Fund and 1.8 FTE for the Department to dedicate more resources to fulfilling statutory obligations to perform patterns and practices investigations as outlined in S.B. 20-217 (Concerning Measures to Enhance Law Enforcement Integrity). Between the bill’s enactment and January 15, 2021, fourteen attorneys and paralegals have dedicated at least 2,291 staff hours to these investigations, exceeding the Department’s appropriation to support 0.5 FTE in FY 2020-21.

**INDIRECT COST ASSESSMENT:** The bill includes adjustments based on the Department’s indirect cost assessment plan. The adjustments reduce the General Fund required by the Department by \$256,520.

**POST JOB TASK ANALYSIS:** The bill includes \$150,000 cash funds from the P.O.S.T. Board Cash Fund in FY 2021-22 to conduct a Job Task Analysis (JTA) for Colorado peace officers.

**CDLE WAGE THEFT ENFORCEMENT:** The bill includes \$60,122 reappropriated funds to increase the appropriation for legal services for the Department of Labor and Employment related to investigating and prosecuting wage theft claims.

**TECHNICAL ADJUSTMENTS:** The bill includes technical adjustments to account for changes to continuously appropriated fund sources and related to the legal services to state agencies appropriations.

**SUMMARY OF CHANGES BY LONG BILL DIVISION**

**SUMMARY TABLE FOR DEPARTMENT OF LAW**

	TOTAL FUNDS	GENERAL FUND	CASH FUNDS	REAPPROPRIATED FUNDS	FEDERAL FUNDS	FTE
<b>FY 2020-21 Appropriation</b>	<b>\$91,573,634</b>	<b>\$14,284,468</b>	<b>\$19,459,500</b>	<b>\$55,459,431</b>	<b>\$2,370,235</b>	<b>518.0</b>
<b>CHANGES FROM FY 2020-21 BY LONG BILL DIVISION</b>						
Administration	\$4,876,658	\$1,133,277	\$1,250,025	\$2,376,402	\$116,954	1.7
Legal Services to State Agencies	1,470,695	0	(940,636)	2,411,331	0	14.8
Criminal Justice and Appellate	(155,606)	(264,267)	(11,005)	120,467	(801)	(0.7)
Water and Natural Resources	(10,813)	(8,589)	254	(2,478)	0	(0.1)
Consumer Protection	165,961	0	166,769	(808)	0	0.0
Special Purpose	151,144	151,144	0	0	0	0.0
<b>TOTAL FY 2021-22 LONG BILL APPROPRIATION</b>	<b>\$98,071,673</b>	<b>\$15,296,033</b>	<b>\$19,924,907</b>	<b>\$60,364,345</b>	<b>\$2,486,388</b>	<b>533.7</b>
\$ Change from prior year	\$6,498,039	\$1,011,565	\$465,407	\$4,904,914	\$116,153	15.7
% Change from prior year	7.1%	7.1%	2.4%	8.8%	4.9%	3.0%

## APPROPRIATION DETAIL BY LONG BILL DIVISION

**ADMINISTRATION:** This budget section includes funding for the Attorney General, the Solicitor General, the Office of Community Engagement, Patterns and Practices, and other management staff, as well as functions of a traditional Executive Director's Office such as the Department's human resources, accounting/budgeting, and legal support services units. Appropriations are from the General Fund and indirect cost recoveries (reappropriated funds). This section also includes central appropriations for the entire Department, including funding for employee benefits, facilities, vehicles, and information technology. These central appropriations reflect the same funding sources that support each section within the Department.

ADMINISTRATION						
	TOTAL FUNDS	GENERAL FUND	CASH FUNDS	REAPPROPRIATED FUNDS	FEDERAL FUNDS	FTE
<b>FY 2020-21 Appropriation</b>	<b>\$21,634,099</b>	<b>\$4,540,749</b>	<b>\$2,321,547</b>	<b>\$14,338,121</b>	<b>\$433,682</b>	<b>56.3</b>
<b>CHANGES FROM FY 2020-21 APPROPRIATION</b>						
Centrally appropriated line items	\$4,781,847	\$945,447	\$1,254,459	\$2,458,350	\$123,591	0.0
Implement patterns and practices investigations	323,921	323,921	0	0	0	1.8
Annualize prior year budget actions and legislation	(229,110)	(136,091)	(4,434)	(81,948)	(6,637)	(0.1)
<b>TOTAL FY 2021-22 LONG BILL APPROPRIATION</b>	<b>\$26,510,757</b>	<b>\$5,674,026</b>	<b>\$3,571,572</b>	<b>\$16,714,523</b>	<b>\$550,636</b>	<b>58.0</b>
\$ Change from prior year	\$4,876,658	\$1,133,277	\$1,250,025	\$2,376,402	\$116,954	1.7
% Change from prior year	22.5%	25.0%	53.8%	16.6%	27.0%	3.0%

**LEGAL SERVICES TO STATE AGENCIES:** The Department provides legal services to state agencies and enterprises, recovered through monthly billing estimated by prior use. This section includes appropriations for the attorneys, legal assistants, and support personnel who provide these services. In most cases, the appropriations in this section are reflected as reappropriated funds because a duplicate appropriation for the purchase of legal services appears in the client agency's budget. The cash funds appropriations reflect payments the Department receives from state agencies that are not duplicated in appropriations elsewhere in the budget.

LEGAL SERVICES TO STATE AGENCIES						
	TOTAL FUNDS	GENERAL FUND	CASH FUNDS	REAPPROPRIATED FUNDS	FEDERAL FUNDS	FTE
<b>FY 2020-21 Appropriation</b>	<b>\$40,981,598</b>	<b>\$0</b>	<b>\$2,455,154</b>	<b>\$38,526,444</b>	<b>\$0</b>	<b>281.5</b>
<b>CHANGES FROM FY 2020-21 APPROPRIATION</b>						
Annualize prior year budget actions and legislation	\$1,310,083	\$0	(\$219,609)	\$1,529,692	\$0	8.0
Indirect cost assessment	130,551	0	(721,027)	851,578	0	0.0
CDLE Wage theft enforcement	60,122	0	0	60,122	0	0.0
Technical adjustments	(30,061)	0	0	(30,061)	0	6.8
<b>TOTAL FY 2021-22 LONG BILL APPROPRIATION</b>	<b>\$42,452,293</b>	<b>\$0</b>	<b>\$1,514,518</b>	<b>\$40,937,775</b>	<b>\$0</b>	<b>296.3</b>
\$ Change from prior year	\$1,470,695	\$0	(\$940,636)	\$2,411,331	\$0	14.8
% Change from prior year	3.6%	n/a	(38.3%)	6.3%	n/a	5.3%

**CRIMINAL JUSTICE AND APPELLATE:** This budget section provides funding for Department staff who investigate and prosecute:

- Certain complex and multi-jurisdictional cases, environmental crimes, and those involving foreign persons or entities,
- Fraud perpetrated by Medicaid providers and patient abuse, and
- Fraud related to Securities, insurance, and workers' compensation.

The section also provides funding for several priorities as it strives toward equitable justice system outcomes throughout the state, which includes:

- Providing investigative and prosecutorial support to district attorneys for certain homicide cases,
- Representing the State in criminal appeal cases,
- Ensuring that the constitutional and statutory rights of victims are preserved in all matters involving the department, and
- Training of law enforcement officers as determined by the Peace Officers Standards and Training (P.O.S.T.) Board.

Cash fund sources include money paid by insurance companies for the investigation and prosecution of insurance fraud, fees paid by peace officers for P.O.S.T. Board certification, and a statewide vehicle registration fee to support training for peace officers. Reappropriated fund sources include departmental indirect cost recoveries, money transferred from the Department of Public Safety from the Colorado Auto Theft Prevention Cash Fund and from the Victims Assistance and Law Enforcement (VALE) Fund, and money transferred from the Department of Regulatory Agencies from fees paid by regulated entities for the investigation and prosecution of securities fraud. Federal money helps support the Medicaid Fraud Control Unit.

CRIMINAL JUSTICE AND APPELLATE						
	TOTAL FUNDS	GENERAL FUND	CASH FUNDS	REAPPROPRIATED FUNDS	FEDERAL FUNDS	FTE
<b>FY 2020-21 Appropriation</b>	<b>\$16,950,661</b>	<b>\$6,122,854</b>	<b>\$7,065,285</b>	<b>\$1,825,969</b>	<b>\$1,936,553</b>	<b>111.4</b>
<b>CHANGES FROM FY 2020-21 APPROPRIATION</b>						
POST job task analysis	\$150,000	\$0	\$150,000	\$0	\$0	0.0
Annualize prior year budget actions and legislation	(155,884)	(7,747)	(148,947)	380	430	0.3
Technical adjustments	(131,831)	0	0	(131,831)	0	(1.0)
Indirect cost assessment	(17,891)	(256,520)	(12,058)	251,918	(1,231)	0.0
<b>TOTAL FY 2021-22 LONG BILL APPROPRIATION</b>	<b>\$16,795,055</b>	<b>\$5,858,587</b>	<b>\$7,054,280</b>	<b>\$1,946,436</b>	<b>\$1,935,752</b>	<b>110.7</b>
\$ Change from prior year	(\$155,606)	(\$264,267)	(\$11,005)	\$120,467	(\$801)	(0.7)
% Change from prior year	(0.9%)	(4.3%)	(0.2%)	6.6%	0.0%	(0.6%)

**WATER AND NATURAL RESOURCES:** This budget section provides funding for Department staff who protect and defend the interests of the State and its citizens in all areas of natural resources law and environmental law, including the use of surface and ground water, oil and gas development, mining and minerals, wildlife, the clean-up of contaminated sites, the proper storage or disposal of hazardous wastes, and protection of the state's air and water. Cash fund sources include the Colorado Water Conservation Board's Litigation Fund and money received by the Attorney General as an award of attorney fees or costs. Reappropriated funds are transferred from the Department of Public Health and Environment from the Hazardous Substance Response Fund.

WATER AND NATURAL RESOURCES						
	TOTAL FUNDS	GENERAL FUND	CASH FUNDS	REAPPROPRIATED FUNDS	FEDERAL FUNDS	FTE
<b>FY 2020-21 Appropriation</b>	<b>\$2,066,159</b>	<b>\$621,497</b>	<b>\$850,675</b>	<b>\$593,987</b>	<b>\$0</b>	<b>11.6</b>
CHANGES FROM FY 2020-21 APPROPRIATION						
Annualize prior year budget actions and legislation	(\$8,335)	(\$8,589)	\$254	\$0	\$0	(0.1)
Indirect cost assessment	(2,478)	0	0	(2,478)	0	0.0
<b>TOTAL FY 2021-22 LONG BILL APPROPRIATION</b>	<b>\$2,055,346</b>	<b>\$612,908</b>	<b>\$850,929</b>	<b>\$591,509</b>	<b>\$0</b>	<b>11.5</b>
\$ Change from prior year	(\$10,813)	(\$8,589)	\$254	(\$2,478)	\$0	(0.1)
% Change from prior year	(0.5%)	(1.4%)	0.0%	(0.4%)	n/a	(0.9%)

**CONSUMER PROTECTION:** This budget section provides funding for Department staff that investigate and prosecute complaints Colorado consumers file concerning fraud and seek to maintain a competitive business environment by enforcing state and federal laws regarding consumer protection, antitrust, consumer lending, student loan servicing, mortgage fraud, predatory lending, debt collection, rent-to-own, and credit repair. It also provides funding to support one attorney and one legal assistant who are responsible for enforcing the tobacco Master Settlement Agreement. Cash fund sources include fees paid by regulated entities or persons, custodial money awarded to the Attorney General in consumer protection lawsuits, and those collected pursuant to tobacco settlement agreements. Reappropriated funds are transferred from the Department of Regulatory Agencies for consumer protection activities related to mortgage brokers.

CONSUMER PROTECTION						
	TOTAL FUNDS	GENERAL FUND	CASH FUNDS	REAPPROPRIATED FUNDS	FEDERAL FUNDS	FTE
<b>FY 2020-21 Appropriation</b>	<b>\$6,641,749</b>	<b>\$0</b>	<b>\$6,466,839</b>	<b>\$174,910</b>	<b>\$0</b>	<b>57.2</b>
CHANGES FROM FY 2020-21 APPROPRIATION						
Indirect cost assessment	\$138,844	\$0	\$139,906	(\$1,062)	\$0	0.0
Technical adjustments	25,929	0	25,929	0	0	0.0
Annualize prior year budget actions and legislation	1,188	0	934	254	0	0.0
<b>TOTAL FY 2021-22 LONG BILL APPROPRIATION</b>	<b>\$6,807,710</b>	<b>\$0</b>	<b>\$6,633,608</b>	<b>\$174,102</b>	<b>\$0</b>	<b>57.2</b>
\$ Change from prior year	\$165,961	\$0	\$166,769	(\$808)	\$0	0.0
% Change from prior year	2.5%	n/a	2.6%	(0.5%)	n/a	0.0%

**SPECIAL PURPOSE:** This budget section includes funding to cover 80.0 percent of the statutory minimum salary for Colorado's twenty-two district attorneys, for training provided to deputy district attorneys, and for unanticipated legal costs. Cash fund sources include funds collected pursuant to tobacco settlement agreements and those received by the Attorney General as an award of attorney fees or costs.

SPECIAL PURPOSE						
	TOTAL FUNDS	GENERAL FUND	CASH FUNDS	REAPPROPRIATED FUNDS	FEDERAL FUNDS	FTE
<b>FY 2020-21 Appropriation</b>	<b>\$3,299,368</b>	<b>\$2,999,368</b>	<b>\$300,000</b>	<b>\$0</b>	<b>\$0</b>	<b>0.0</b>
CHANGES FROM FY 2020-21 APPROPRIATION						

SPECIAL PURPOSE						
	TOTAL FUNDS	GENERAL FUND	CASH FUNDS	REAPPROPRIATED FUNDS	FEDERAL FUNDS	FTE
Annualize prior year budget actions and legislation	\$151,144	\$151,144	\$0	\$0	\$0	0.0
<b>TOTAL FY 2021-22 LONG BILL APPROPRIATION</b>	<b>\$3,450,512</b>	<b>\$3,150,512</b>	<b>\$300,000</b>	<b>\$0</b>	<b>\$0</b>	<b>0.0</b>
\$ Change from prior year	\$151,144	\$151,144	\$0	\$0	\$0	0.0
% Change from prior year	4.6%	5.0%	0.0%	n/a	n/a	n/a

# LEGISLATIVE DEPARTMENT

**Description:** The Legislative Department includes the elected members of the House of Representatives and the Senate, and the necessary staff to support legislators in their duties and responsibilities. The staff include those assigned to the House and the Senate, and those employed by the following legislative service agencies:

- Office of the State Auditor;
- Joint Budget Committee;
- Legislative Council; and
- Committee on Legal Services.

The legislative service agency staff are full-time nonpartisan professionals. The House and the Senate employ both partisan and nonpartisan staff, and many of these staff serve only when the General Assembly is in session.

The majority of appropriations for this department are included in a separate legislative appropriation bill (S.B. 21-196). However, several specific line items are contained in the Long Bill. This narrative section only addresses the line item appropriations in the Long Bill.

LEGISLATIVE DEPARTMENT						
	TOTAL FUNDS	GENERAL FUND	CASH FUNDS	REAPPROPRIATED FUNDS	FEDERAL FUNDS	FTE
<b>FY 2020-21 Appropriation</b>	<b>\$4,990,689</b>	<b>\$4,990,689</b>	<b>\$0</b>	<b>\$0</b>	<b>\$0</b>	<b>0.0</b>
<b>CHANGES FROM FY 2020-21 APPROPRIATION</b>						
Centrally appropriated line items	\$342,179	\$342,179	\$0	\$0	\$0	0.0
Cost of living analysis	250,000	0	0	250,000	0	0.0
<b>TOTAL FY 2021-22 LONG BILL APPROPRIATION</b>	<b>\$5,582,868</b>	<b>\$5,332,868</b>	<b>\$0</b>	<b>\$250,000</b>	<b>\$0</b>	<b>0.0</b>
\$ Change from prior year	\$592,179	\$342,179	\$0	\$250,000	\$0	0.0
% Change from prior year	11.9%	6.9%	n/a	n/a	n/a	n/a

## DESCRIPTION OF INCREMENTAL CHANGES

**CENTRALLY APPROPRIATED LINE ITEMS:** The bill includes adjustments to centrally appropriated line items for the following: workers' compensation; legal services; payment to risk management and property funds; Capitol complex leased space; Payments to OIT; and CORE operations.

**COST OF LIVING ANALYSIS:** The bill provides an appropriation of \$250,000 reappropriated funds for Legislative Council Staff to certify the cost of living factor for each school district as required by Section 22-54-104 (5)(c)(III)(A), C.R.S. These factors must be certified by April 15 every other year, and the new factors are effective for the following two state fiscal years. The source of funding for this study is a transfer from the appropriation to the Department of Education for the State Share of Districts' Total Program Funding. The cost of living study conducted during the 2021 interim will determine school district cost-of-living factors for FYs 2021-22 and 2022-23.

## SUMMARY OF CHANGES BY LONG BILL DIVISION

SUMMARY TABLE FOR LEGISLATIVE DEPARTMENT						
	TOTAL FUNDS	GENERAL FUND	CASH FUNDS	REAPPROPRIATED FUNDS	FEDERAL FUNDS	FTE
<b>FY 2020-21 Appropriation</b>	<b>\$4,990,689</b>	<b>\$4,990,689</b>	<b>\$0</b>	<b>\$0</b>	<b>\$0</b>	<b>0.0</b>
CHANGES FROM FY 2020-21 BY LONG BILL DIVISION						
Legislative Council	\$250,000	\$0	\$0	\$250,000	\$0	0.0
General Assembly	342,179	342,179	0	0	0	0.0
<b>TOTAL FY 2021-22 LONG BILL APPROPRIATION</b>	<b>\$5,582,868</b>	<b>\$5,332,868</b>	<b>\$0</b>	<b>\$250,000</b>	<b>\$0</b>	<b>0.0</b>
\$ Change from prior year	\$592,179	\$342,179	\$0	\$250,000	\$0	0.0
% Change from prior year	11.9%	6.9%	n/a	n/a	n/a	n/a

## APPROPRIATION DETAIL BY LONG BILL DIVISION

**LEGISLATIVE COUNCIL:** This section includes appropriations for the Legislative Council for studies that are constitutionally or statutorily required.

LEGISLATIVE COUNCIL						
	TOTAL FUNDS	GENERAL FUND	CASH FUNDS	REAPPROPRIATED FUNDS	FEDERAL FUNDS	FTE
<b>FY 2020-21 Appropriation</b>	<b>\$2,276,000</b>	<b>\$2,276,000</b>	<b>\$0</b>	<b>\$0</b>	<b>\$0</b>	<b>0.0</b>
CHANGES FROM FY 2020-21 APPROPRIATION						
Cost of living analysis	\$250,000	\$0	\$0	\$250,000	\$0	0.0
<b>TOTAL FY 2021-22 LONG BILL APPROPRIATION</b>	<b>\$2,526,000</b>	<b>\$2,276,000</b>	<b>\$0</b>	<b>\$250,000</b>	<b>\$0</b>	<b>0.0</b>
\$ Change from prior year	\$250,000	\$0	\$0	\$250,000	\$0	0.0
% Change from prior year	11.0%	0.0%	n/a	n/a	n/a	n/a

**GENERAL ASSEMBLY:** This section includes appropriations to the General Assembly that cover the Department's share of several centrally appropriated line item appropriations.

GENERAL ASSEMBLY						
	TOTAL FUNDS	GENERAL FUND	CASH FUNDS	REAPPROPRIATED FUNDS	FEDERAL FUNDS	FTE
<b>FY 2020-21 Appropriation</b>	<b>\$2,714,689</b>	<b>\$2,714,689</b>	<b>\$0</b>	<b>\$0</b>	<b>\$0</b>	<b>0.0</b>
CHANGES FROM FY 2020-21 APPROPRIATION						
Centrally appropriated line items	\$342,179	\$342,179	\$0	\$0	\$0	0.0
<b>TOTAL FY 2021-22 LONG BILL APPROPRIATION</b>	<b>\$3,056,868</b>	<b>\$3,056,868</b>	<b>\$0</b>	<b>\$0</b>	<b>\$0</b>	<b>0.0</b>
\$ Change from prior year	\$342,179	\$342,179	\$0	\$0	\$0	0.0
% Change from prior year	12.6%	12.6%	n/a	n/a	n/a	n/a



# DEPARTMENT OF LOCAL AFFAIRS

**Description:** The Department is responsible for building community and local government capacity by providing training, technical, and financial assistance to localities. Divisions include the Executive Director's Office, Property Taxation, the Division of Housing, and the Division of Local Government.

DEPARTMENT OF LOCAL AFFAIRS						
	TOTAL FUNDS	GENERAL FUND <sup>1</sup>	CASH FUNDS	REAPPROPRIATED FUNDS	FEDERAL FUNDS	FTE
FY 2020-21 Appropriation	\$370,692,750	\$78,556,437	\$195,000,550	\$15,178,663	\$81,957,100	201.5
Long Bill supplemental	14,313	14,313	0	0	0	0.0
<b>FY 2020-21 Adjusted Appropriation</b>	<b>\$370,707,063</b>	<b>\$78,570,750</b>	<b>\$195,000,550</b>	<b>\$15,178,663</b>	<b>\$81,957,100</b>	<b>201.5</b>
<b>CHANGES FROM FY 2020-21 APPROPRIATION</b>						
Annualize prior year budget actions	\$6,230,546	\$2,467,850	\$3,750,000	\$12,696	\$0	0.0
Centrally appropriated line items	753,107	(61,516)	362,742	211,359	240,522	0.0
Mobile Home Park Act informational line item	505,540	0	505,540	0	0	4.8
Indirect cost assessment	369,646	0	94,461	299,143	(23,958)	0.0
Law Enforcement Community Services Grant Program	200,000	0	200,000	0	0	0.0
Annualize prior year legislation	(36,058,351)	(36,585,643)	44,915	482,347	30	(1.4)
Technical adjustments	(25,628,175)	67,692	(24,924,087)	(771,780)	0	(2.4)
Gray & Black Market Marijuana Enforcement restructure	(4,000,000)	0	(4,000,000)	0	0	0.0
Defense Counsel on First Appearance Grant Program realignment	(687,625)	(687,625)	0	0	0	0.0
Refinance Firefighter Heart and Circulatory Malfunction Benefits	(150,000)	(150,000)	0	0	0	0.0
Personal services reductions	(124,658)	(124,658)	0	0	0	(1.0)
Non-prioritized requests	(65,292)	(5,180)	(12,884)	(30,549)	(16,679)	0.0
<b>TOTAL FY 2021-22 LONG BILL APPROPRIATION</b>	<b>\$312,051,801</b>	<b>\$43,491,670</b>	<b>\$171,021,237</b>	<b>\$15,381,879</b>	<b>\$82,157,015</b>	<b>201.5</b>
\$ Change from prior year	(\$58,655,262)	(\$35,079,080)	(\$23,979,313)	\$203,216	\$199,915	0.0
% Change from prior year	(15.8%)	(44.6%)	(12.3%)	1.3%	0.2%	0.0%

<sup>1</sup> Includes General Fund Exempt. See Appendix D for more information.

## DESCRIPTION OF INCREMENTAL CHANGES

**LONG BILL SUPPLEMENTAL:** The bill includes an increase of \$14,313 General Fund for mid-year adjustments for vehicle lease payments.

**ANNUALIZE PRIOR YEAR BUDGET ACTIONS:** The bill includes a net increase of \$6,230,546 total funds for out-year impacts of prior year budget actions.

ANNUALIZE PRIOR YEAR BUDGET ACTIONS						
	TOTAL FUNDS	GENERAL FUND	CASH FUNDS	REAPPROPRIATED FUNDS	FEDERAL FUNDS	FTE
Gray & Black Market Marijuana reduction	\$4,000,000	\$0	\$4,000,000	\$0	\$0	0.0
Crime Prevention Initiative Grants reduction	1,000,000	1,000,000	0	0	0	0.0
Defense Counsel on First Appearance Grants reduction	997,145	997,145	0	0	0	0.0
FY 2020-21 GF HLD reduction	235,018	235,018	0	0	0	0.0
FY 2019-20 HCPF Community Living	12,696	0	0	12,696	0	0.0
Firefighter Benefits funds adjustment	0	250,000	(250,000)	0	0	0.0
FY 2019-20 Fleet adjustment	(14,313)	(14,313)	0	0	0	0.0

ANNUALIZE PRIOR YEAR BUDGET ACTIONS						
	TOTAL FUNDS	GENERAL FUND	CASH FUNDS	REAPPROPRIATED FUNDS	FEDERAL FUNDS	FTE
<b>TOTAL</b>	<b>\$6,230,546</b>	<b>\$2,467,850</b>	<b>\$3,750,000</b>	<b>\$12,696</b>	<b>\$0</b>	<b>0.0</b>

**CENTRALLY APPROPRIATED ITEMS:** The bill includes adjustments to centrally appropriated line items for the following: state contributions for health, life, and dental benefits; short-term disability; supplemental state contributions to the Public Employees' Retirement Association (PERA) pension fund; salary survey; workers' compensation; legal services; administrative law judges; payment to risk management and property funds; vehicle lease payments; Capitol complex leased space; payments to the Governor's Office of Information Technology (OIT); and CORE operations.

**MOBILE HOME PARK ACT INFORMATIONAL LINE ITEM:** The bill includes a new line item to reflect expenditures from the Mobile Home Dispute Resolution and Enforcement Program Fund that was created pursuant to H.B. 19-1309 (Mobile Home Park Act Oversight) and is continuously appropriated.

**INDIRECT COST ASSESSMENT:** The bill includes a net increase to the Department's indirect cost assessment.

**LAW ENFORCEMENT COMMUNITY SERVICES GRANT PROGRAM:** The bill includes an ongoing increase of \$200,000 cash funds from the Law Enforcement Community Services (LECS) Grant Program Fund to begin making grants.

**ANNUALIZE PRIOR YEAR LEGISLATION:** The bill includes adjustments for the out-year impacts of prior year legislation.

ANNUALIZE PRIOR YEAR LEGISLATION						
	TOTAL FUNDS	GENERAL FUND	CASH FUNDS	REAPPROPRIATED FUNDS	FEDERAL FUNDS	FTE
HB 18-1326 Transition from Institutional Settings	\$552,840	\$552,840	\$0	\$0	\$0	0.0
HB 19-1245 Affordable Housing Vendor Fee Changes	365,097	0	0	365,097	0	1.7
HB 20-1379 Suspend PERA Direct Distribution	323,311	161,219	44,897	117,195	0	0.0
HB 20-1095 Water Elements Local Government Plans	36,240	36,240	0	0	0	0.5
SB 18-200 PERA unfunded liability	145	42	18	55	30	0.0
SB 20B-001 COVID-19 Relief	(37,000,000)	(37,000,000)	0	0	0	(2.1)
HB 20-1019 Prison Population Reduction	(250,000)	(250,000)	0	0	0	0.0
HB 19-1239 Census Outreach Grant Program	(85,984)	(85,984)	0	0	0	(1.5)
<b>TOTAL</b>	<b>(\$36,058,351)</b>	<b>(\$36,585,643)</b>	<b>\$44,915</b>	<b>\$482,347</b>	<b>\$30</b>	<b>(1.4)</b>

**TECHNICAL ADJUSTMENTS:** The bill includes technical adjustments, including an \$8.1 million cash funds increase to the informational amount shown for Conservation Trust Fund Disbursements and a \$33.0 million cash funds reduction to the informational amount shown for Local Government Mineral and Energy Impact Grants and Disbursements.

TECHNICAL ADJUSTMENTS <sup>1</sup>						
	TOTAL FUNDS	GENERAL FUND <sup>1</sup>	CASH FUNDS	REAPPROPRIATED FUNDS	FEDERAL FUNDS	FTE
Conservation Trust Fund adjustment	\$8,075,913	\$0	\$8,075,913	\$0	\$0	0.0
Annual firefighter benefits adjustment	67,692	67,692	0	0	0	0.0
Reappropriated funds adjustment	18,734	0	0	18,734	0	0.0
Informational funds adjustment	(33,000,000)	0	(33,000,000)	0	0	0.0
Reappropriated cost adjustment	(790,514)	0	0	(790,514)	0	(2.4)
<b>TOTAL</b>	<b>(\$25,628,175)</b>	<b>\$67,692</b>	<b>(\$24,924,087)</b>	<b>(\$771,780)</b>	<b>\$0</b>	<b>(2.4)</b>

<sup>1</sup> Includes General Fund Exempt. See Appendix D for more information.

**GRAY & BLACK MARKET MARIJUANA ENFORCEMENT RESTRUCTURE:** The bill includes a one-time reduction of \$4.0 million Marijuana Tax Cash Fund to the Gray & Black Market Marijuana Enforcement Grant Program. The Program provides grants to local governments, law enforcement agencies, and district attorneys to assist with the enforcement of unlicensed and illegal marijuana cultivation and related crimes.

**DEFENSE COUNSEL ON FIRST APPEARANCE GRANT PROGRAM REALIGNMENT:** The bill includes a one-time reduction of \$687,625 General Fund for the Defense Counsel on First Appearance (DCFA) Grant Program, for a total FY 2021-22 appropriation of \$1,309,520. This program was established by H.B. 18-1353 (Defense Counsel in Municipal Court Grant Program) to reimburse local governments for costs associated with the provision of defense counsel to defendants making their first appearances in municipal courts.

**REFINANCE FIREFIGHTER HEART AND CIRCULATORY MALFUNCTION BENEFITS:** The bill includes a one-time reduction of \$150,000 General Fund to the Firefighter Heart and Circulatory Malfunction Benefits line item, with a corresponding amount spent from the program’s fund balance.

**PERSONAL SERVICES REDUCTIONS:** The bill includes ongoing personal services reductions of \$49,658 General Fund and 1.0 FTE in the Property Taxation Division and \$75,000 General Fund in the Division of Housing, Community and Non-Profit Services subdivision. The Property Tax position is a high-turnover role that is currently vacant; duties associated with this position have been absorbed elsewhere. The Division of Housing reduction comes from a series of cost savings identified throughout the Community and Non-Profit Services subdivision.

**NON-PRIORITIZED REQUESTS:** The bill includes adjustments related to actions that originate in the Governor’s Office of Information Technology (OIT) and the Department of Personnel.

NON-PRIORITIZED REQUESTS						
	TOTAL FUNDS	GENERAL FUND	CASH FUNDS	REAPPROPRIATED FUNDS	FEDERAL FUNDS	FTE
Vehicle lease payments	\$20,662	\$18,559	\$0	\$2,103	\$0	0.0
OIT Budget request package	(85,954)	(23,739)	(12,884)	(32,652)	(16,679)	0.0
<b>TOTAL</b>	<b>(\$65,292)</b>	<b>(\$5,180)</b>	<b>(\$12,884)</b>	<b>(\$30,549)</b>	<b>(\$16,679)</b>	<b>0.0</b>

## SUMMARY OF CHANGES BY LONG BILL DIVISION

SUMMARY TABLE FOR DEPARTMENT OF LOCAL AFFAIRS						
	TOTAL FUNDS	GENERAL FUND <sup>1</sup>	CASH FUNDS	REAPPROPRIATED FUNDS	FEDERAL FUNDS	FTE
FY 2020-21 Appropriation	\$370,692,750	\$78,556,437	\$195,000,550	\$15,178,663	\$81,957,100	201.5
Long Bill supplemental	14,313	14,313	0	0	0	0.0
<b>FY 2020-21 Adjusted Appropriation</b>	<b>\$370,707,063</b>	<b>\$78,570,750</b>	<b>\$195,000,550</b>	<b>\$15,178,663</b>	<b>\$81,957,100</b>	<b>201.5</b>
<b>CHANGES FROM FY 2020-21 BY LONG BILL DIVISION</b>						
Executive Director’s Office	\$1,228,627	\$315,228	\$392,147	\$298,005	\$223,247	0.0
Property Taxation	(17,810)	(49,658)	21,239	10,609	0	(1.0)
Division of Housing	751,274	477,861	530,812	(222,340)	(35,059)	4.1
Division of Local Government	(60,617,353)	(35,822,511)	(24,923,511)	116,942	11,727	(3.1)
<b>TOTAL FY 2021-22 LONG BILL APPROPRIATION</b>	<b>\$312,051,801</b>	<b>\$43,491,670</b>	<b>\$171,021,237</b>	<b>\$15,381,879</b>	<b>\$82,157,015</b>	<b>201.5</b>
\$ Change from prior year	(\$58,655,262)	(\$35,079,080)	(\$23,979,313)	\$203,216	\$199,915	0.0
% Change from prior year	(15.8%)	(42.3%)	(12.3%)	1.3%	0.2%	0.0%

<sup>1</sup> Includes General Fund Exempt. See Appendix D for more information.

## APPROPRIATION DETAIL BY LONG BILL DIVISION

**EXECUTIVE DIRECTOR'S OFFICE:** This office is responsible for the management and administration of the Department, including accounting, budgeting, human resources, and other functions statutorily assigned to the Department such as administration of the Moffat Tunnel Improvement District. The Executive Director's Office also houses the State Demography Office. The appropriation to this office includes centrally-appropriated funds that are further distributed to the various divisions.

EXECUTIVE DIRECTOR'S OFFICE						
	TOTAL FUNDS	GENERAL FUND	CASH FUNDS	REAPPROPRIATED FUNDS	FEDERAL FUNDS	FTE
FY 2020-21 Appropriation	\$9,536,926	\$2,810,825	\$1,126,391	\$4,264,590	\$1,335,120	20.2
Long Bill supplemental	14,313	14,313	0	0	0	0.0
<b>FY 2020-21 Adjusted Appropriation</b>	<b>\$9,551,239</b>	<b>\$2,825,138</b>	<b>\$1,126,391</b>	<b>\$4,264,590</b>	<b>\$1,335,120</b>	<b>20.2</b>
CHANGES FROM FY 2020-21 APPROPRIATION						
Centrally appropriated line items	\$753,107	(\$61,516)	\$362,742	\$211,359	\$240,522	0.0
Annualize prior year legislation	323,329	161,219	44,915	117,195	0	0.0
Annualize prior year budget actions	220,705	220,705	0	0	0	0.0
Technical adjustments	0	0	0	0	0	0.0
Non-prioritized requests	(65,292)	(5,180)	(12,884)	(30,549)	(16,679)	0.0
Indirect cost assessment	(3,222)	0	(2,626)	0	(596)	0.0
<b>TOTAL FY 2021-22 LONG BILL APPROPRIATION</b>	<b>\$10,779,866</b>	<b>\$3,140,366</b>	<b>\$1,518,538</b>	<b>\$4,562,595</b>	<b>\$1,558,367</b>	<b>20.2</b>
\$ Change from prior year	\$1,228,627	\$315,228	\$392,147	\$298,005	\$223,247	0.0
% Change from prior year	12.9%	11.2%	34.8%	7.0%	16.7%	0.0%

**PROPERTY TAXATION:** This section provides funding for the Division of Property Taxation, which issues appraisal standards and provides training and technical assistance to county assessors; values multi-county companies; and grants taxation exemptions. This section also provides funding for the State Board of Equalization, which supervises the administration of property tax laws by local county assessors, as well as the Board of Assessment Appeals, which hears petitions for appeal on valuation, abatements, exemptions, and valuation of state-assessed properties.

PROPERTY TAXATION						
	TOTAL FUNDS	GENERAL FUND	CASH FUNDS	REAPPROPRIATED FUNDS	FEDERAL FUNDS	FTE
<b>FY 2020-21 Appropriation</b>	<b>\$3,922,585</b>	<b>\$2,417,964</b>	<b>\$1,244,203</b>	<b>\$260,418</b>	<b>\$0</b>	<b>50.4</b>
CHANGES FROM FY 2020-21 APPROPRIATION						
Indirect cost assessment	\$31,848	\$0	\$21,239	\$10,609	\$0	0.0
Personal services reductions	(49,658)	(49,658)	0	0	0	(1.0)
<b>TOTAL FY 2021-22 LONG BILL APPROPRIATION</b>	<b>\$3,904,775</b>	<b>\$2,368,306</b>	<b>\$1,265,442</b>	<b>\$271,027</b>	<b>\$0</b>	<b>49.4</b>
\$ Change from prior year	(\$17,810)	(\$49,658)	\$21,239	\$10,609	\$0	(1.0)
% Change from prior year	(0.5%)	(2.1%)	1.7%	4.1%	n/a	(2.0%)

**DIVISION OF HOUSING:** The Division of Housing administers state and federal affordable housing programs and regulates the manufacture of factory-built residential and commercial buildings. Local housing authorities, private developers, nonprofit corporations, cities, and counties may apply for financing. Most grants require a matching contribution from the community served. Division staff also provide technical assistance to help communities identify

housing needs along with private and public financing options. The Division also oversees the Fort Lyon Supportive Residential Community, which provides housing for up to two years for individuals with chronic homelessness and substance abuse issues at a historic facility in Bent County.

DIVISION OF HOUSING						
	TOTAL FUNDS	GENERAL FUND	CASH FUNDS	REAPPROPRIATED FUNDS	FEDERAL FUNDS	FTE
<b>FY 2020-21 Appropriation</b>	<b>\$110,685,005</b>	<b>\$22,291,059</b>	<b>\$17,470,015</b>	<b>\$2,217,615</b>	<b>\$68,706,316</b>	<b>69.1</b>
<b>CHANGES FROM FY 2020-21 APPROPRIATION</b>						
Annualize prior year legislation	\$917,988	\$552,861	\$0	\$365,097	\$30	1.7
Staff-initiated informational line item	505,540	0	505,540	0	0	4.8
Indirect cost assessment	161,830	0	25,272	171,647	(35,089)	0.0
Annualize prior year budget actions	12,696	0	0	12,696	0	0.0
Technical adjustments	(771,780)	0	0	(771,780)	0	(2.4)
Personal services reductions	(75,000)	(75,000)	0	0	0	0.0
<b>TOTAL FY 2021-22 LONG BILL APPROPRIATION</b>	<b>\$111,436,279</b>	<b>\$22,768,920</b>	<b>\$18,000,827</b>	<b>\$1,995,275</b>	<b>\$68,671,257</b>	<b>73.2</b>
\$ Change from prior year	\$751,274	\$477,861	\$530,812	(\$222,340)	(\$35,059)	4.1
% Change from prior year	0.7%	2.1%	3.0%	(10.0%)	(0.1%)	5.9%

**DIVISION OF LOCAL GOVERNMENT:** This division provides information and training for local governments concerning budget development, purchasing, demographics, land use planning, and regulatory issues. This division also manages federal- and state-funded programs that support local government infrastructure and services. To provide this assistance to local governments, this division operates eight field offices.

DIVISION OF LOCAL GOVERNMENT						
	TOTAL FUNDS	GENERAL FUND <sup>1</sup>	CASH FUNDS	REAPPROPRIATED FUNDS	FEDERAL FUNDS	FTE
<b>FY 2020-21 Appropriation</b>	<b>\$246,548,234</b>	<b>\$51,036,589</b>	<b>\$175,159,941</b>	<b>\$8,436,040</b>	<b>\$11,915,664</b>	<b>61.8</b>
<b>CHANGES FROM FY 2020-21 APPROPRIATION</b>						
Annualize prior year budget actions	\$5,997,145	\$2,247,145	\$3,750,000	\$0	\$0	0.0
Law Enforcement Community Services Grant Program	200,000	0	200,000	0	0	0.0
Indirect cost assessment	179,190	0	50,576	116,887	11,727	0.0
Annualize prior year legislation	(37,299,668)	(37,299,723)	0	55	0	(3.1)
Technical adjustments	(24,856,395)	67,692	(24,924,087)	0	0	0.0
Gray & Black Market Marijuana Enforcement restructure	(4,000,000)	0	(4,000,000)	0	0	0.0
Defense Counsel on First Appearance Grant Program realignment	(687,625)	(687,625)	0	0	0	0.0
Refinance Firefighter Heart and Circulatory Malfunction Benefits	(150,000)	(150,000)	0	0	0	0.0
<b>TOTAL FY 2021-22 LONG BILL APPROPRIATION</b>	<b>\$185,930,881</b>	<b>\$15,214,078</b>	<b>\$150,236,430</b>	<b>\$8,552,982</b>	<b>\$11,927,391</b>	<b>58.7</b>
\$ Change from prior year	(\$60,617,353)	(\$35,822,511)	(\$24,923,511)	\$116,942	\$11,727	(3.1)
% Change from prior year	(24.6%)	(70.1%)	(14.2%)	1.4%	0.1%	(5.0%)

<sup>1</sup> Includes General Fund Exempt. See Appendix D for more information.

# DEPARTMENT OF MILITARY AND VETERANS AFFAIRS

**Description:** The Department provides trained and ready military forces for the U.S. active armed services and for preserving life and property during natural disasters and civil emergencies in Colorado; supports federal and state homeland security missions; maintains equipment and facilities for state military forces; provides for safekeeping of the public arms, military records, and relics and banners of the state; assists veterans and National Guard members with benefits claims; maintains the Western Slope Veterans' Cemetery; operates the Grand Junction Veterans One-stop Center; supports the Civil Air Patrol, Colorado Wing; and assists in fighting the spread of drug trafficking and abuse.

DEPARTMENT OF MILITARY AND VETERANS AFFAIRS						
	TOTAL FUNDS	GENERAL FUND	CASH FUNDS	REAPPROPRIATED FUNDS	FEDERAL FUNDS	FTE
FY 2020-21 Appropriation	\$132,286,225	\$10,343,790	\$1,641,694	\$163,167	\$120,137,574	2,534.6
Long Bill supplemental	16,597	6,639	0	0	9,958	0.0
<b>FY 2020-21 Adjusted Appropriation</b>	<b>\$132,302,822</b>	<b>\$10,350,429</b>	<b>\$1,641,694</b>	<b>\$163,167</b>	<b>\$120,147,532</b>	<b>2,534.6</b>
CHANGES FROM FY 2020-21 APPROPRIATION						
Informational funds adjustment	\$4,800,000	\$0	\$0	\$0	\$4,800,000	(19.0)
Centrally appropriated line items	1,064,811	888,215	17,042	0	159,554	0.0
Annualize prior year budget action	815,828	663,634	157,862	4,583	(10,251)	1.0
Annualize prior year legislation	326,335	322,760	3,541	0	34	0.0
Common policy provider rate adjustment	31,118	31,118	0	0	0	0.0
Indirect cost assessment	596	0	596	0	0	0.0
National Guard tuition assistance	(425,000)	(425,000)	0	0	0	0.0
Veterans Trust Fund revenue adjustment	(278,560)	0	(278,560)	0	0	0.0
Reductions for DMVA	(97,394)	(97,394)	0	0	0	(1.0)
Western Region One Source Center adjustment	(17,830)	0	25,000	(42,830)	0	0.0
<b>TOTAL FY 2021-22 LONG BILL APPROPRIATION</b>	<b>\$138,522,726</b>	<b>\$11,733,762</b>	<b>\$1,567,175</b>	<b>\$124,920</b>	<b>\$125,096,869</b>	<b>2,515.6</b>
\$ Change from prior year	\$6,219,904	\$1,383,333	(\$74,519)	(\$38,247)	\$4,949,337	(19.0)
% Change from prior year	4.7%	13.4%	(4.5%)	(23.4%)	4.1%	(0.7%)

## DESCRIPTION OF INCREMENTAL CHANGES

**LONG BILL SUPPLEMENTAL:** The bill includes an increase of \$16,597 total funds to the FY 2020-21 Long Bill for vehicle lease payments.

**INFORMATIONAL FUNDS ADJUSTMENT:** The bill includes an increase of \$4,800,000 million federal funds and a decrease of 19.0 FTE reflected in the Long Bill for informational purposes only. Estimates are based on recent-year spending and related information provided by the Department.

**CENTRALLY APPROPRIATED LINE ITEMS:** The bill includes an increase of \$1064,811 total funds related to employee benefits and other centrally appropriated line items.

CENTRALLY APPROPRIATED LINE ITEMS						
	TOTAL FUNDS	GENERAL FUND	CASH FUNDS	REAPPROPRIATED FUNDS	FEDERAL FUNDS	FTE
Salary survey adjustment	\$396,354	\$160,991	\$4,600	\$0	\$230,763	0.0

CENTRALLY APPROPRIATED LINE ITEMS						
	TOTAL FUNDS	GENERAL FUND	CASH FUNDS	REAPPROPRIATED FUNDS	FEDERAL FUNDS	FTE
Payments to OIT adjustment	396,299	396,299	0	0	0	0.0
Payment to risk management / property funds adjustment	156,484	156,484	0	0	0	0.0
Health, life, and dental adjustment	89,170	99,693	15,561	0	(26,084)	0.0
PERA direct distribution adjustment	43,796	44,066	(270)	0	0	0.0
AED adjustment	26,682	43,893	(1,395)	0	(15,816)	0.0
SAED adjustment	26,682	43,893	(1,395)	0	(15,816)	0.0
Capitol Complex leased space adjustment	2,066	2,066	0	0	0	0.0
Leased space adjustment	1,898	1,898	0	0	0	0.0
Legal services adjustment	(28,275)	(28,275)	0	0	0	0.0
OIT Budget request package	(16,861)	(16,861)	0	0	0	0.0
CORE adjustment	(11,774)	(11,774)	0	0	0	0.0
Vehicle lease payments adjustment	(8,912)	(3,365)	0	0	(5,547)	0.0
Shift differential adjustment	(4,813)	0	0	0	(4,813)	0.0
Workers' compensation adjustment	(3,845)	(1,845)	0	0	(2,000)	0.0
Short term disability adjustment	(140)	1,052	(59)	0	(1,133)	0.0
<b>TOTAL</b>	<b>\$1,064,811</b>	<b>\$888,215</b>	<b>\$17,042</b>	<b>\$0</b>	<b>\$159,554</b>	<b>0.0</b>

**ANNUALIZE PRIOR YEAR BUDGET ACTION:** The bill includes adjustments of \$815,828 total funds for out-year impacts of prior year budget actions.

ANNUALIZE PRIOR YEAR BUDGET ACTION						
	TOTAL FUNDS	GENERAL FUND	CASH FUNDS	REAPPROPRIATED FUNDS	FEDERAL FUNDS	FTE
FY 20-21 Tuition assistance reduction	\$425,000	\$425,000	\$0	\$0	\$0	0.0
FY 20-21 Health life dental reduction	200,106	200,106	0	0	0	0.0
WROS refinance	157,862	0	157,862	0	0	0.0
Prior year salary survey	28,277	38,528	0	0	(10,251)	0.0
WROS administration	4,583	0	0	4,583	0	1.0
<b>TOTAL</b>	<b>\$815,828</b>	<b>\$663,634</b>	<b>\$157,862</b>	<b>\$4,583</b>	<b>(\$10,251)</b>	<b>1.0</b>

**ANNUALIZE PRIOR YEAR LEGISLATION:** The bill includes an increase of \$326,335 total funds for the out-year impact of prior year legislation.

ANNUALIZE PRIOR YEAR LEGISLATION						
	TOTAL FUNDS	GENERAL FUND	CASH FUNDS	REAPPROPRIATED FUNDS	FEDERAL FUNDS	FTE
HB 20-1379 PERA direct distribution	\$238,282	\$234,742	\$3,540	\$0	\$0	0.0
HB 20-1398 suspend ADLEP	87,994	87,994	0	0	0	0.0
SB 18-200 PERA unfunded liability	59	24	1	0	34	0.0
<b>TOTAL</b>	<b>\$326,335</b>	<b>\$322,760</b>	<b>\$3,541</b>	<b>\$0</b>	<b>\$34</b>	<b>0.0</b>

**COMMON POLICY COMMUNITY PROVIDER RATE ADJUSTMENT:** The bill includes an increase of \$31,118 General Fund to reflect the impact of a 2.5 percent common policy provider rate increase for County Veterans Service Officer payments.

**INDIRECT COST ASSESSMENT:** The bill includes a net increase to the Department's indirect cost assessment.

**NATIONAL GUARD TUITION ASSISTANCE:** The bill includes a \$425,000 General Fund reduction to the appropriation to the National Guard Tuition Assistance Fund for an anticipated decrease in demand for the program.

**VETERANS TRUST FUND REVENUE ADJUSTMENT:** The bill includes a decrease of \$278,560 cash fund spending authority from the Veterans Trust Fund based on the net impact of the Legislative Council FY 2021-22 Tobacco Master Settlement revenue projection and the projected interest earnings on amounts in the Trust Fund.

**REDUCTIONS FOR DMVA:** The bill includes a reduction of \$97,394 General Fund to reflect the elimination of one director position in the Division of Veterans Affairs.

**WESTERN REGION ONE SOURCE CENTER ADJUSTMENT:** The bill includes a decrease of \$17,830 total funds for adjustments to appropriations to the Grand Junction Veterans One-stop Center (known as the Western Region One Source) and the Veterans Trust Fund to reflect new tenants at the Center. In FY 2020-21, the Board of Veterans Affairs awarded reappropriated funds from the Veterans Trust Fund when rental revenues were not sufficient to cover costs for the Center. The adjustments reflect a decrease in reappropriated funds from the Veterans Trust Fund as well as an increase in cash funds for anticipated rental revenue.

## SUMMARY OF CHANGES BY LONG BILL DIVISION

SUMMARY TABLE FOR DEPARTMENT OF MILITARY AND VETERANS AFFAIRS						
	TOTAL FUNDS	GENERAL FUND	CASH FUNDS	REAPPROPRIATED FUNDS	FEDERAL FUNDS	FTE
FY 2020-21 Appropriation	\$132,286,225	\$10,343,790	\$1,641,694	\$163,167	\$120,137,574	2,534.6
Long Bill supplemental	16,597	6,639	0	0	9,958	0.0
<b>FY 2020-21 Adjusted Appropriation</b>	<b>\$132,302,822</b>	<b>\$10,350,429</b>	<b>\$1,641,694</b>	<b>\$163,167</b>	<b>\$120,147,532</b>	<b>2,534.6</b>
<b>CHANGES FROM FY 2020-21 BY LONG BILL DIVISION</b>						
Executive Director and Army National Guard	\$1,618,622	\$1,448,947	\$21,178	\$0	\$148,497	0.0
Division of Veterans Affairs	(199,636)	(65,692)	(95,697)	(38,247)	0	0.0
Air National Guard	918	78	0	0	840	0.0
Federal Funded Programs	4,800,000	0	0	0	4,800,000	(19.0)
<b>TOTAL FY 2021-22 LONG BILL APPROPRIATION</b>	<b>\$138,522,726</b>	<b>\$11,733,762</b>	<b>\$1,567,175</b>	<b>\$124,920</b>	<b>\$125,096,869</b>	<b>2,515.6</b>
\$ Change from prior year	\$6,219,904	\$1,383,333	(\$74,519)	(\$38,247)	\$4,949,337	(19.0)
% Change from prior year	4.7%	13.4%	(4.5%)	(23.4%)	4.1%	(0.7%)

## APPROPRIATION DETAIL BY LONG BILL DIVISION

**EXECUTIVE DIRECTOR AND ARMY NATIONAL GUARD:** The federal government fully funds National Guard training and provides most of the funding for construction of armories and other military facilities. Under the cooperative agreements with the federal government, the Department provides 100.0 percent of maintenance and utilities costs at fifteen armories, and 20.0 or 25.0 percent of the costs at four other facilities. Most of the Department's General Fund personnel expenditures are for administrative and professional staff in the Executive Director/Army National Guard office, and for the labor trades and crafts employees who maintain and repair the armories and other military facilities. The Division also provides support for the Colorado Wing of the Civil Air Patrol and administers the state's National Guard Tuition Assistance program.



**EXECUTIVE DIRECTOR AND ARMY NATIONAL GUARD**

	TOTAL FUNDS	GENERAL FUND	CASH FUNDS	REAPPROPRIATED FUNDS	FEDERAL FUNDS	FTE
FY 2020-21 Appropriation	\$20,995,553	\$6,457,670	\$115,004	\$5,305	\$14,417,574	109.5
Long Bill supplemental	16,597	6,639	0	0	9,958	0.0
<b>FY 2020-21 Adjusted Appropriation</b>	<b>\$21,012,150</b>	<b>\$6,464,309</b>	<b>\$115,004</b>	<b>\$5,305</b>	<b>\$14,427,532</b>	<b>109.5</b>
<b>CHANGES FROM FY 2020-21 APPROPRIATION</b>						
Centrally appropriated line items	\$1,064,811	\$888,215	\$17,042	\$0	\$159,554	0.0
Annualize prior year budget action	653,383	663,634	0	0	(10,251)	0.0
Annualize prior year legislation	324,832	322,098	3,540	0	(806)	0.0
Indirect cost assessment	596	0	596	0	0	0.0
Reductions for DMVA	0	0	0	0	0	0.0
National Guard tuition assistance	(425,000)	(425,000)	0	0	0	0.0
<b>TOTAL FY 2021-22 LONG BILL APPROPRIATION</b>	<b>\$22,630,772</b>	<b>\$7,913,256</b>	<b>\$136,182</b>	<b>\$5,305</b>	<b>\$14,576,029</b>	<b>109.5</b>
\$ Change from prior year	\$1,618,622	\$1,448,947	\$21,178	\$0	\$148,497	0.0
% Change from prior year	7.7%	22.4%	18.4%	0.0%	1.0%	0.0%

**DIVISION OF VETERANS AFFAIRS:** The Division represents veterans in federal benefits claims, provides information and training to county veterans service officers, maintains the Western Slope Veterans' Cemetery in Grand Junction, and operates the Grand Junction Veterans One-stop Center (also known as the Western Region One Source). The State Board of Veterans Affairs makes grants to veterans service organizations from the Veterans Trust Fund (which is derived from tobacco settlement proceeds), the General Fund, and other sources.

**DIVISION OF VETERANS AFFAIRS**

	TOTAL FUNDS	GENERAL FUND	CASH FUNDS	REAPPROPRIATED FUNDS	FEDERAL FUNDS	FTE
<b>FY 2020-21 Appropriation</b>	<b>\$5,155,715</b>	<b>\$3,471,163</b>	<b>\$1,526,690</b>	<b>\$157,862</b>	<b>\$0</b>	<b>22.1</b>
<b>CHANGES FROM FY 2020-21 APPROPRIATION</b>						
Annualize prior year budget action	\$162,445	\$0	\$157,862	\$4,583	\$0	1.0
Common policy provider rate adjustment	31,118	31,118	0	0	0	0.0
Annualize prior year legislation	585	584	1	0	0	0.0
Veterans Trust Fund revenue adjustment	(278,560)	0	(278,560)	0	0	0.0
Reductions for DMVA	(97,394)	(97,394)	0	0	0	(1.0)
Western Region One Source Center adjustment	(17,830)	0	25,000	(42,830)	0	0.0
<b>TOTAL FY 2021-22 LONG BILL APPROPRIATION</b>	<b>\$4,956,079</b>	<b>\$3,405,471</b>	<b>\$1,430,993</b>	<b>\$119,615</b>	<b>\$0</b>	<b>22.1</b>
\$ Change from prior year	(\$199,636)	(\$65,692)	(\$95,697)	(\$38,247)	\$0	0.0
% Change from prior year	(3.9%)	(1.9%)	(6.3%)	(24.2%)	n/a	0.0%

**AIR NATIONAL GUARD:** This Division provides funding for personal services, operating expenses, and utilities for the Buckley and Greeley Air National Guard bases. The State's share of operating and maintenance costs varies under its agreements with the federal government, based on the type and use of the building and whether it is on state or federal land. The federal government pays the State to employ five full-time security guards at the space command facility at Greeley.

**AIR NATIONAL GUARD**

	TOTAL FUNDS	GENERAL FUND	CASH FUNDS	REAPPROPRIATED FUNDS	FEDERAL FUNDS	FTE
<b>FY 2020-21 Appropriation</b>	<b>\$3,734,957</b>	<b>\$414,957</b>	<b>\$0</b>	<b>\$0</b>	<b>\$3,320,000</b>	<b>41.0</b>
<b>CHANGES FROM FY 2020-21 APPROPRIATION</b>						
Annualize prior year legislation	\$918	\$78	\$0	\$0	\$840	0.0
Reductions for DMVA	0	0	0	0	0	0.0
<b>TOTAL FY 2021-22 LONG BILL APPROPRIATION</b>	<b>\$3,735,875</b>	<b>\$415,035</b>	<b>\$0</b>	<b>\$0</b>	<b>\$3,320,840</b>	<b>41.0</b>
\$ Change from prior year	\$918	\$78	\$0	\$0	\$840	0.0
% Change from prior year	0.0%	0.0%	n/a	n/a	0.0%	0.0%

**FEDERAL FUNDED PROGRAMS:** This section of the Long Bill is included for informational purposes only. It includes estimated federal outlays for uniformed personnel who are managed by the Department but for whom all salaries and related costs are paid directly by the federal government. Funds in this section do not flow through the state accounting system.

**FEDERAL FUNDED PROGRAMS**

	TOTAL FUNDS	GENERAL FUND	CASH FUNDS	REAPPROPRIATED FUNDS	FEDERAL FUNDS	FTE
<b>FY 2020-21 Appropriation</b>	<b>\$102,400,000</b>	<b>\$0</b>	<b>\$0</b>	<b>\$0</b>	<b>\$102,400,000</b>	<b>2,362.0</b>
<b>CHANGES FROM FY 2020-21 APPROPRIATION</b>						
Informational funds adjustment	\$4,800,000	\$0	\$0	\$0	\$4,800,000	(19.0)
<b>TOTAL FY 2021-22 LONG BILL APPROPRIATION</b>	<b>\$107,200,000</b>	<b>\$0</b>	<b>\$0</b>	<b>\$0</b>	<b>\$107,200,000</b>	<b>2,343.0</b>
\$ Change from prior year	\$4,800,000	\$0	\$0	\$0	\$4,800,000	(19.0)
% Change from prior year	4.7%	n/a	n/a	n/a	4.7%	(0.8%)

# DEPARTMENT OF NATURAL RESOURCES

**Description:** The Department of Natural Resources is responsible for developing, protecting, and enhancing Colorado's natural resources for the use and enjoyment of present and future residents and visitors. The Department is comprised of the Executive Director's Office, including the Colorado Avalanche Information Center; the Division of Reclamation, Mining, and Safety; the Oil and Gas Conservation Commission; the State Board of Land Commissioners; the Division of Parks and Wildlife; the Colorado Water Conservation Board; and the Water Resources Division.

DEPARTMENT OF NATURAL RESOURCES						
	TOTAL FUNDS	GENERAL FUND	CASH FUNDS	REAPPROPRIATED FUNDS	FEDERAL FUNDS	FTE
<b>FY 2020-21 APPROPRIATION</b>	<b>\$335,838,190</b>	<b>\$32,699,083</b>	<b>\$269,309,811</b>	<b>\$7,170,362</b>	<b>\$26,658,934</b>	<b>1,511.9</b>
<b>CHANGES FROM FY 2020-21 APPROPRIATION</b>						
Centrally appropriated line items	\$7,803,396	\$1,469,279	\$5,546,027	\$582,032	\$206,058	0.0
Increase OHV Direct Services spending authority	2,000,000	0	2,000,000	0	0	0.0
Annualize prior year budget actions	989,107	1,038,129	(44,925)	(4,097)	0	0.1
Technical corrections	236,254	0	236,254	0	0	0.0
Non-prioritized decision items	206,910	(46,083)	287,497	(38,647)	4,143	0.0
Indirect cost assessment	203,626	327,328	192,133	(327,328)	11,493	0.0
Fishers Peak staff and operating support	178,879	0	178,879	0	0	2.0
Habitat connectivity and transportation coordinator	91,879	0	91,879	0	0	1.0
Support for remote avalanche control systems	69,353	0	0	69,353	0	0.8
Off-highway revenue and costs adjustment	0	0	0	0	0	0.0
Annualize prior year legislation	(29,466,752)	520,652	(30,073,844)	86,416	24	1.2
<b>TOTAL FY 2021-22 LONG BILL APPROPRIATION</b>	<b>\$318,150,842</b>	<b>\$36,008,388</b>	<b>\$247,723,711</b>	<b>\$7,538,091</b>	<b>\$26,880,652</b>	<b>1,517.0</b>
\$ Change from prior year	(\$17,687,348)	\$3,309,305	(\$21,586,100)	\$367,729	\$221,718	5.1
% Change from prior year	(5.3%)	10.1%	(8.0%)	5.1%	0.8%	0.3%

## DESCRIPTION OF INCREMENTAL CHANGES

**CENTRALLY APPROPRIATED LINE ITEMS:** The bill includes adjustments to the following centrally appropriated line items: state contributions for health, life, and dental benefits; short-term disability; salary survey; supplemental state contributions to the Public Employees' Retirement Association (PERA) pension fund; PERA direct distributions; shift differential; workers' compensation; legal services; payment to risk management and property funds; vehicle lease payments; Capitol complex leased space; payments to the Governor's Office of Information Technology (OIT); and CORE operations.

**INCREASE OHV DIRECT SERVICES SPENDING AUTHORITY:** The bill includes an increase of \$2,000,000 cash funds from the Off-highway Vehicle (OHV) Recreation Fund for FY 2021-22 and future years. This increases the amount of OHV grants that Colorado Parks and Wildlife (CPW) can distribute in a given year.

**ANNUALIZE PRIOR YEAR BUDGET ACTIONS:** The bill includes adjustments for the out-year impacts of prior year budget actions.

ANNUALIZE PRIOR YEAR BUDGET ACTIONS						
	TOTAL FUNDS	GENERAL FUND	CASH FUNDS	REAPPROPRIATED FUNDS	FEDERAL FUNDS	FTE
FY 20-21 GF HLD reduction	\$1,035,518	\$1,035,518	\$0	\$0	\$0	0.0
FY 19-20 CAIC equipment maintenance	10,012	0	0	10,012	0	0.1
FY 20-21 Vehicle for water commissioner	2,611	2,611	0	0	0	0.0
FY 20-21 Staff for avalanche center	(40,222)	0	(40,222)	0	0	0.0
FY 19-20 Accounting and procurement staff	(14,109)	0	0	(14,109)	0	0.0
FY 20-21 Water conservation specialist	(4,703)	0	(4,703)	0	0	0.0
<b>TOTAL</b>	<b>\$989,107</b>	<b>\$1,038,129</b>	<b>(\$44,925)</b>	<b>(\$4,097)</b>	<b>\$0</b>	<b>0.1</b>

**TECHNICAL CORRECTIONS:** The bill includes an increase of \$236,254 cash funds for technical adjustments to various line items.

**NON-PRIORITIZED DECISION ITEMS:** The bill includes an increase of \$206,910 total funds for the impact of non-prioritized requests that originate in the Governor’s Office of Information Technology (OIT) and the Department of Personnel.

**INDIRECT COST ASSESSMENT:** The bill includes a net increase in the Department’s indirect cost assessment.

**FISHERS PEAK STAFF AND OPERATING SUPPORT:** The bill includes an increase of \$178,879 cash funds starting in FY 2021-22 for a Park Ranger and a Park Resource Technician. In FY 2022-23, the Department would add an additional Park Ranger for an additional \$70,165 cash funds. The bill also includes spending authority for temporary staffing, utilities, supplies, and fleet vehicles. The cash funds are from the Parks and Outdoor Recreation Cash Fund, which is primarily supported by revenue from state parks passes.

**HABITAT CONNECTIVITY AND TRANSPORTATION COORDINATOR:** The bill includes an increase \$91,879 cash funds for 1.0 FTE starting in FY 2021-22. This FTE would coordinate between CPW, the U.S. Department of the Interior, the Colorado Department of Transportation, and other parties to improve migration corridors and big game winter ranges. The cash funds are from the Wildlife Cash Fund, which is primarily supported by revenue from hunting and fishing licenses.

**SUPPORT FOR REMOTE AVALANCHE CONTROL SYSTEMS:** The bill includes an increase of \$69,353 reappropriated funds and 0.8 FTE for the Colorado Avalanche Information Center (CAIC) to increase maintenance and installation of state-owned and -operated avalanche control equipment. Funding is from the Colorado Department of Transportation’s State Highway Fund as part of an ongoing effort to reduce avalanche risks to the state transportation system.

**OFF-HIGHWAY REVENUE AND COSTS ADJUSTMENT:** The bill includes a net-zero technical adjustment the State Park Operations line item to increase the letternote contribution from the Off-highway Vehicle (OHV) Recreation Fund by \$633,626 and decrease the contribution from the Parks and Outdoor Recreation Cash Fund by the same amount.

**ANNUALIZE PRIOR YEAR LEGISLATION:** The bill includes adjustments for the out-year impacts of prior year legislation.

ANNUALIZE PRIOR YEAR LEGISLATION						
	TOTAL FUNDS	GENERAL FUND	CASH FUNDS	REAPPROPRIATED FUNDS	FEDERAL FUNDS	FTE
HB 20-1379 Suspend PERA direct distribution	\$607,019	\$520,633	\$0	\$86,386	\$0	0.0
HB 20-1153 Colorado partnership	135,513	0	135,513	0	0	1.2
SB18-200 PERA unfunded liability	767	19	694	30	24	0.0
Technical correction HB 20-1403	0	0	0	0	0	0.0
HB 20-1403 CWCB projects	(26,180,000)	0	(26,180,000)	0	0	0.0
SB 21-054 Wildfire mitigation and response	(4,000,000)	0	(4,000,000)	0	0	0.0
SB 19-181 Oil and gas operations	(30,051)	0	(30,051)	0	0	0.0
<b>TOTAL</b>	<b>(\$29,466,752)</b>	<b>\$520,652</b>	<b>(\$30,073,844)</b>	<b>\$86,416</b>	<b>\$24</b>	<b>1.2</b>

## SUMMARY OF CHANGES BY LONG BILL DIVISION

SUMMARY TABLE FOR DEPARTMENT OF NATURAL RESOURCES						
	TOTAL FUNDS	GENERAL FUND	CASH FUNDS	REAPPROPRIATED FUNDS	FEDERAL FUNDS	FTE
<b>FY 2020-21 APPROPRIATION</b>	<b>\$335,838,190</b>	<b>\$32,699,083</b>	<b>\$269,309,811</b>	<b>\$7,170,362</b>	<b>\$26,658,934</b>	<b>1,511.9</b>
<b>CHANGES FROM FY 2020-21 BY LONG BILL DIVISION</b>						
Executive Director's Office	\$9,824,975	\$3,309,286	\$5,937,759	\$367,729	\$210,201	2.1
Division of Reclamation, Mining, and Safety	21,611	0	(30,609)	0	52,220	0.0
Oil and Gas Conservation Commission	60,175	0	57,219	0	2,956	0.0
State Board of Land Commissioners	14,720	0	14,720	0	0	0.0
Division of Parks and Wildlife	2,613,217	0	2,678,535	0	(65,318)	3.0
Colorado Water Conservation Board	(30,206,185)	0	(30,227,712)	0	21,527	0.0
Division of Water Resources	(15,861)	19	(16,012)	0	132	0.0
<b>TOTAL FY 2021-22 LONG BILL APPROPRIATION</b>	<b>\$318,150,842</b>	<b>\$36,008,388</b>	<b>\$247,723,711</b>	<b>\$7,538,091</b>	<b>\$26,880,652</b>	<b>1,517.0</b>
\$ Change from prior year	(\$17,687,348)	\$3,309,305	(\$21,586,100)	\$367,729	\$221,718	5.1
% Change from prior year	(5.3%)	10.1%	(8.0%)	5.1%	0.8%	0.3%

## APPROPRIATION DETAIL BY LONG BILL DIVISION

**EXECUTIVE DIRECTOR'S OFFICE:** The Executive Director's Office is responsible for the administration of the Department, including policy development, budgeting, financial management, and human resources services. The Colorado Avalanche Information Center is included as part of this division and provides information and education on avalanche danger to minimize the economic and human impact of snow avalanches on recreation, tourism, commerce, industry, and the citizens of Colorado.

EXECUTIVE DIRECTOR'S OFFICE						
	TOTAL FUNDS	GENERAL FUND	CASH FUNDS	REAPPROPRIATED FUNDS	FEDERAL FUNDS	FTE
<b>FY 2020-21 APPROPRIATION</b>	<b>\$67,938,705</b>	<b>\$9,981,388</b>	<b>\$49,837,332</b>	<b>\$6,945,362</b>	<b>\$1,174,623</b>	<b>58.6</b>
<b>CHANGES FROM FY 2020-21 APPROPRIATION</b>						
Centrally appropriated line items	\$7,803,396	\$1,469,279	\$5,546,027	\$582,032	\$206,058	0.0
Annualize prior year budget actions	993,810	1,038,129	(40,222)	(4,097)	0	0.1

EXECUTIVE DIRECTOR'S OFFICE						
	TOTAL FUNDS	GENERAL FUND	CASH FUNDS	REAPPROPRIATED FUNDS	FEDERAL FUNDS	FTE
Annualize prior year legislation	742,566	520,633	135,517	86,416	0	1.2
Non-prioritized decision items	206,910	(46,083)	287,497	(38,647)	4,143	0.0
Support for remote avalanche control systems	69,353	0	0	69,353	0	0.8
Fishers Peak staff and operating support	4,680	0	4,680	0	0	0.0
Indirect cost assessment	4,260	327,328	4,260	(327,328)	0	0.0
Habitat connectivity and transportation coordinator	0	0	0	0	0	0.0
<b>TOTAL FY 2021-22 LONG BILL APPROPRIATION</b>	<b>\$77,763,680</b>	<b>\$13,290,674</b>	<b>\$55,775,091</b>	<b>\$7,313,091</b>	<b>\$1,384,824</b>	<b>60.7</b>
\$ Change from prior year	\$9,824,975	\$3,309,286	\$5,937,759	\$367,729	\$210,201	2.1
% Change from prior year	14.5%	33.2%	11.9%	5.3%	17.9%	3.6%

**DIVISION OF RECLAMATION, MINING, AND SAFETY:** The Division of Reclamation, Mining, and Safety is charged with helping to develop Colorado's mining industry in an environmentally protective manner and ensuring that mined land is reclaimed to a beneficial use. This includes: (1) permitting and inspecting active coal and mineral prospecting and mining operations; (2) safeguarding and reclaiming abandoned and forfeited mine sites; and (3) training, testing, and certifying mine employees at both coal and non-coal mining operations in accordance with federal health and safety standards.

DIVISION OF RECLAMATION, MINING, AND SAFETY						
	TOTAL FUNDS	GENERAL FUND	CASH FUNDS	REAPPROPRIATED FUNDS	FEDERAL FUNDS	FTE
<b>FY 2020-21 APPROPRIATION</b>	<b>\$8,013,410</b>	<b>\$0</b>	<b>\$4,658,880</b>	<b>\$0</b>	<b>\$3,354,530</b>	<b>64.8</b>
<b>CHANGES FROM FY 2020-21 APPROPRIATION</b>						
Indirect cost assessment	\$21,573	\$0	(\$30,625)	\$0	\$52,198	0.0
Annualize prior year legislation	38	0	16	0	22	0.0
Technical corrections	0	0	0	0	0	0.0
<b>TOTAL FY 2021-22 LONG BILL APPROPRIATION</b>	<b>\$8,035,021</b>	<b>\$0</b>	<b>\$4,628,271</b>	<b>\$0</b>	<b>\$3,406,750</b>	<b>64.8</b>
\$ Change from prior year	\$21,611	\$0	(\$30,609)	\$0	\$52,220	0.0
% Change from prior year	0.3%	n/a	(0.7%)	n/a	1.6%	0.0%

**OIL AND GAS CONSERVATION COMMISSION:** The Oil and Gas Conservation Commission (OGCC) is responsible for the regulation of the development and production of the natural resources of oil and gas in the state of Colorado in a manner that protects public health, safety, welfare, the environment and wildlife resources. The Commission has the authority to regulate oil and gas operations to protect public health, prevent significant adverse environmental impacts, and prevent waste. This includes issuing permits, conducting inspections, pursuing enforcement actions, responding to oil and gas spills and other environmental emergencies, reclaiming orphaned well sites, entering pooling orders, and engaging in public outreach efforts. The OGCC is supported by severance tax revenue and a fee based on a mill levy on oil and gas production.

OIL AND GAS CONSERVATION COMMISSION						
	TOTAL FUNDS	GENERAL FUND	CASH FUNDS	REAPPROPRIATED FUNDS	FEDERAL FUNDS	FTE
<b>FY 2020-21 APPROPRIATION</b>	<b>\$20,098,484</b>	<b>\$0</b>	<b>\$19,998,229</b>	<b>\$0</b>	<b>\$100,255</b>	<b>147.3</b>
CHANGES FROM FY 2020-21 APPROPRIATION						
Indirect cost assessment	\$90,146	\$0	\$87,190	\$0	\$2,956	0.0
Technical corrections	0	0	0	0	0	0.0
Annualize prior year legislation	(29,971)	0	(29,971)	0	0	0.0
<b>TOTAL FY 2021-22 LONG BILL APPROPRIATION</b>	<b>\$20,158,659</b>	<b>\$0</b>	<b>\$20,055,448</b>	<b>\$0</b>	<b>\$103,211</b>	<b>147.3</b>
\$ Change from prior year	\$60,175	\$0	\$57,219	\$0	\$2,956	0.0
% Change from prior year	0.3%	n/a	0.3%	n/a	2.9%	0.0%

**STATE BOARD OF LAND COMMISSIONERS:** The State Board of Land Commissioners (State Land Board) manages eight trusts established in the Colorado Constitution or in statute. The Public School Trust (School Trust) is the largest trust managed by the State Land Board, accounting for approximately 98.0 percent of total trust revenue each year. Pursuant to H.B. 08-1335, the Building Excellent Schools Today (BEST) bill, 50.0 percent of the gross income derived from School Trust lands is deposited in the Public School Capital Construction Assistance Fund. Of the remaining 50.0 percent, a portion supports the operating costs of the State Land Board, \$5.0 million per year is reinvested by the State Land Board through the Investment and Development Fund, and the remaining revenues are deposited into the Public School (Permanent) Fund.

STATE BOARD OF LAND COMMISSIONERS						
	TOTAL FUNDS	GENERAL FUND	CASH FUNDS	REAPPROPRIATED FUNDS	FEDERAL FUNDS	FTE
<b>FY 2020-21 APPROPRIATION</b>	<b>\$5,345,601</b>	<b>\$0</b>	<b>\$5,120,601</b>	<b>\$225,000</b>	<b>\$0</b>	<b>42.0</b>
CHANGES FROM FY 2020-21 APPROPRIATION						
Indirect cost assessment	\$14,697	\$0	\$14,697	\$0	\$0	0.0
Annualize prior year legislation	23	0	23	0	0	0.0
Technical corrections	0	0	0	0	0	0.0
<b>TOTAL FY 2021-22 LONG BILL APPROPRIATION</b>	<b>\$5,360,321</b>	<b>\$0</b>	<b>\$5,135,321</b>	<b>\$225,000</b>	<b>\$0</b>	<b>42.0</b>
\$ Change from prior year	\$14,720	\$0	\$14,720	\$0	\$0	0.0
% Change from prior year	0.3%	n/a	0.3%	0.0%	n/a	0.0%

**DIVISION OF PARKS AND WILDLIFE:** The Division of Parks and Wildlife (CPW) is responsible for the management of 42 state parks, 350 state wildlife areas, 960 game and non-game wildlife species, and a number of special purpose recreation programs including: the snowmobile program, the off-highway vehicle program, river outfitters regulation, aquatic nuisance species control and prevention, and the distribution of trails grants. Funding for CPW is a mixture of cash funds (i.e. fees, registrations, and revenue from the sale of hunting and fishing licenses), lottery proceeds, severance tax revenue, and other state and federal funds.

DIVISION OF PARKS AND WILDLIFE						
	TOTAL FUNDS	GENERAL FUND	CASH FUNDS	REAPPROPRIATED FUNDS	FEDERAL FUNDS	FTE
<b>FY 2020-21 APPROPRIATION</b>	<b>\$169,753,085</b>	<b>\$125,000</b>	<b>\$148,207,389</b>	<b>\$0</b>	<b>\$21,420,696</b>	<b>895.5</b>

DIVISION OF PARKS AND WILDLIFE						
	TOTAL FUNDS	GENERAL FUND	CASH FUNDS	REAPPROPRIATED FUNDS	FEDERAL FUNDS	FTE
<b>CHANGES FROM FY 2020-21 APPROPRIATION</b>						
Increase OHV Direct Services spending authority	\$2,000,000	\$0	\$2,000,000	\$0	\$0	0.0
Technical corrections	236,254	0	236,254	0	0	0.0
Fishers Peak staff and operating support	174,199	0	174,199	0	0	2.0
Indirect cost assessment	110,350	0	175,668	0	(65,318)	0.0
Habitat connectivity and transportation coordinator	91,879	0	91,879	0	0	1.0
Annualize prior year legislation	535	0	535	0	0	0.0
Off-highway revenue and costs adjustment	0	0	0	0	0	0.0
Non-prioritized decision items	0	0	0	0	0	0.0
<b>TOTAL FY 2021-22 LONG BILL APPROPRIATION</b>	<b>\$172,366,302</b>	<b>\$125,000</b>	<b>\$150,885,924</b>	<b>\$0</b>	<b>\$21,355,378</b>	<b>898.5</b>
\$ Change from prior year	\$2,613,217	\$0	\$2,678,535	\$0	(\$65,318)	3.0
% Change from prior year	1.5%	0.0%	1.8%	n/a	(0.3%)	0.3%

**COLORADO WATER CONSERVATION BOARD:** The Colorado Water Conservation Board (CWCB) is responsible for developing, protecting, and conserving the state's water resources, as well as minimizing the risk of flood damage and associated economic loss. The division is primarily supported by the CWCB Construction Fund and the Severance Tax Perpetual Base Fund, two large cash funds which provide loans and grants for projects that will increase the beneficial consumptive use of Colorado's undeveloped compact entitled waters.

COLORADO WATER CONSERVATION BOARD						
	TOTAL FUNDS	GENERAL FUND	CASH FUNDS	REAPPROPRIATED FUNDS	FEDERAL FUNDS	FTE
<b>FY 2020-21 APPROPRIATION</b>	<b>\$40,053,208</b>	<b>\$0</b>	<b>\$39,678,350</b>	<b>\$0</b>	<b>\$374,858</b>	<b>49.7</b>
<b>CHANGES FROM FY 2020-21 APPROPRIATION</b>						
Annualize prior year legislation	(\$30,179,965)	\$0	(\$30,179,967)	\$0	\$2	0.0
Indirect cost assessment	(21,517)	0	(43,042)	0	21,525	0.0
Annualize prior year budget actions	(4,703)	0	(4,703)	0	0	0.0
<b>TOTAL FY 2021-22 LONG BILL APPROPRIATION</b>	<b>\$9,847,023</b>	<b>\$0</b>	<b>\$9,450,638</b>	<b>\$0</b>	<b>\$396,385</b>	<b>49.7</b>
\$ Change from prior year	(\$30,206,185)	\$0	(\$30,227,712)	\$0	\$21,527	0.0
% Change from prior year	(75.4%)	n/a	(76.2%)	n/a	5.7%	0.0%

**DIVISION OF WATER RESOURCES:** The Division of Water Resources, also called the Office of the State Engineer, is responsible for the administration of water resources in the state, which includes overseeing intrastate surface and groundwater rights and ensuring Colorado remains in compliance with nine interstate compact agreements. The Division also ensures dam safety; issues permits for well construction; engages in community education; consults with water suppliers and conservation districts; and collects, preserves, and provides current and historic water records and information.



DIVISION OF WATER RESOURCES						
	TOTAL FUNDS	GENERAL FUND	CASH FUNDS	REAPPROPRIATED FUNDS	FEDERAL FUNDS	FTE
<b>FY 2020-21 APPROPRIATION</b>	<b>\$24,635,697</b>	<b>\$22,592,695</b>	<b>\$1,809,030</b>	<b>\$0</b>	<b>\$233,972</b>	<b>254.0</b>
CHANGES FROM FY 2020-21 APPROPRIATION						
Annualize prior year legislation	\$22	\$19	\$3	\$0	\$0	0.0
Indirect cost assessment	(15,883)	0	(16,015)	0	132	0.0
<b>TOTAL FY 2021-22 LONG BILL APPROPRIATION</b>	<b>\$24,619,836</b>	<b>\$22,592,714</b>	<b>\$1,793,018</b>	<b>\$0</b>	<b>\$234,104</b>	<b>254.0</b>
\$ Change from prior year	(\$15,861)	\$19	(\$16,012)	\$0	\$132	0.0
% Change from prior year	(0.1%)	0.0%	(0.9%)	n/a	0.1%	0.0%

# DEPARTMENT OF PERSONNEL

**Description:** The Department of Personnel is responsible for administering the state personnel system, which includes approximately 32,000 full time equivalent (FTE) staff, excluding the Department of Higher Education. In addition, the Department provides general support services for state agencies which include: oversight of procurement and financial activities and CORE operations; state archives; maintenance of Capitol Complex buildings, provision of central business services, and management of the State's motor vehicle fleet; administrative law judge services; coordination of capital construction and controlled maintenance projects and centralized lease management; administration of the State's personnel selection, classification, compensation, and employee benefit programs; and oversight of the State's liability, property, and workers' compensation insurance programs.

DEPARTMENT OF PERSONNEL						
	TOTAL FUNDS	GENERAL FUND	CASH FUNDS	REAPPROPRIATED FUNDS	FEDERAL FUNDS	FTE
<b>FY 2020-21 Appropriation</b>	<b>\$207,881,000</b>	<b>\$14,410,841</b>	<b>\$12,453,212</b>	<b>\$181,016,947</b>	<b>\$0</b>	<b>404.1</b>
<b>CHANGES FROM FY 2020-21 APPROPRIATION</b>						
Centrally appropriated line items	\$3,559,717	\$3,444,791	\$247,730	(\$132,804)	\$0	0.0
Annual fleet vehicle request	2,293,635	0	0	2,293,635	0	0.0
Risk Management base adjustment	2,278,127	0	0	2,278,127	0	0.0
Annualize prior year budget actions	1,233,691	893,250	0	340,441	0	0.0
Annualize prior year legislation	1,085,598	82,555	27,241	975,802	0	5.3
Capitol complex base adjustment	346,970	0	9,290	337,680	0	0.0
Prevailing wage determinations for capital construction contracts	133,868	133,868	0	0	0	1.8
OAC translation services	15,000	0	15,000	0	0	0.0
DOR printing and mail migration to IDS	0	0	0	0	0	0.0
IDS infrastructure refresh	0	0	0	0	0	0.0
Procurement card rebate refinance	0	1,000,000	(1,000,000)	0	0	0.0
CORE Operations base adjustment	0	0	1,149,861	(1,149,861)	0	0.0
COE Lean reduction	(1,000,000)	0	0	(1,000,000)	0	0.0
Extend reduction of statewide planning	(980,000)	(980,000)	0	0	0	0.0
COE program financial restructure	(407,108)	461,674	(48,962)	(819,820)	0	(0.7)
Indirect cost assessment	(136,785)	(595,458)	158,695	299,978	0	0.0
Eliminate safety specialist position	(58,323)	0	0	(58,323)	0	(1.0)
Procurement and Contracts vacancy savings	(49,991)	(49,991)	0	0	0	(1.0)
Non-prioritized request items	(36,117)	(63,145)	(6,033)	33,061	0	0.0
<b>TOTAL FY 2021-22 LONG BILL APPROPRIATION</b>	<b>\$216,159,282</b>	<b>\$18,738,385</b>	<b>\$13,006,034</b>	<b>\$184,414,863</b>	<b>\$0</b>	<b>408.5</b>
\$ Change from prior year	\$8,278,282	\$4,327,544	\$552,822	\$3,397,916	\$0	4.4
% Change from prior year	4.0%	30.0%	4.4%	1.9%	n/a	1.1%

## DESCRIPTION OF INCREMENTAL CHANGES

**CENTRALLY APPROPRIATED LINE ITEMS:** The bill includes adjustments to centrally appropriated line items for the following:

CENTRALLY APPROPRIATED LINE ITEMS						
	TOTAL FUNDS	GENERAL FUND	CASH FUNDS	REAPPROPRIATED FUNDS	FEDERAL FUNDS	FTE
Capitol Complex leased space	\$1,600,985	\$2,083,398	\$26,639	(\$509,052)	\$0	0.0
Legal services	1,023,584	139,115	361,698	522,771	0	0.0
Salary survey	977,523	408,639	38,879	530,005	0	0.0
Health, life, and dental	653,385	804,876	(46,430)	(105,061)	0	0.0

**CENTRALLY APPROPRIATED LINE ITEMS**

	TOTAL FUNDS	GENERAL FUND	CASH FUNDS	REAPPROPRIATED FUNDS	FEDERAL FUNDS	FTE
Payment to risk management and property funds	546,064	186,262	6,594	353,208	0	0.0
Shift differential	5,493	0	0	5,493	0	0.0
ALJ	440	2,347	(1,907)	0	0	0.0
Payments to OIT	(1,101,659)	(234,176)	(99,366)	(768,117)	0	0.0
CORE	(97,557)	(24,567)	(7,077)	(65,913)	0	0.0
Workers' compensation	(22,550)	(2,697)	(3,655)	(16,198)	0	0.0
PERA Direct Distribution	(21,256)	11,326	(6,217)	(26,365)	0	0.0
Short-term disability	(2,131)	294	(432)	(1,993)	0	0.0
AED	(1,302)	34,987	(10,498)	(25,791)	0	0.0
SAED	(1,302)	34,987	(10,498)	(25,791)	0	0.0
<b>TOTAL</b>	<b>\$3,559,717</b>	<b>\$3,444,791</b>	<b>\$247,730</b>	<b>(\$132,804)</b>	<b>\$0</b>	<b>0.0</b>

**ANNUAL FLEET VEHICLE REQUEST:** The bill includes an increase of \$2,293,635 reappropriated funds based on the approved replacement of 492 total vehicles, which includes 199 hybrid vehicles, 41 electric vehicles, 1 CNG capable vehicle, and 251 standard vehicles. In addition to the above vehicles, the Joint Budget Committee approved replacement of 2 State Patrol motorcycles with miles that exceed 40,000 miles.

**RISK MANAGEMENT BASE ADJUSTMENT:** The bill includes an increase of \$2,278,127 reappropriated funds based on the amount of payments anticipated to be required to be paid by the property program for property policies.

**ANNUALIZE PRIOR YEAR BUDGET ACTION:** The bill includes adjustments for out-year impacts of prior year budget actions.

**ANNUALIZE PRIOR YEAR BUDGET ACTIONS**

	TOTAL FUNDS	GENERAL FUND	CASH FUNDS	REAPPROPRIATED FUNDS	FEDERAL FUNDS	FTE
FY 20-21 R10 Statewide planning services	\$980,000	\$980,000	\$0	\$0	\$0	0.0
FY 20-21 R2 Telematics for state fleet	340,441	0	0	340,441	0	0.0
FY 13-14 CP2 Employee engagement survey	215,000	215,000	0	0	0	0.0
FY 15-16 R1 Total comp vendor	(300,000)	(300,000)	0	0	0	0.0
FY 20-21 R4 Streamline electronic docs	(1,750)	(1,750)	0	0	0	0.0
<b>TOTAL</b>	<b>\$1,233,691</b>	<b>\$893,250</b>	<b>\$0</b>	<b>\$340,441</b>	<b>\$0</b>	<b>0.0</b>

**ANNUALIZE PRIOR YEAR LEGISLATION:** The bill includes adjustments for out-year impacts of prior year legislation.

**ANNUALIZE PRIOR YEAR LEGISLATION**

	TOTAL FUNDS	GENERAL FUND	CASH FUNDS	REAPPROPRIATED FUNDS	FEDERAL FUNDS	FTE
HB 20-1379 Suspend DD to PERA	\$671,727	\$260,140	\$32,065	\$379,522	\$0	0.0
HB 20-1398 Funding for Cap Const	566,806	566,806	0	0	0	0.0
SB 21-048 Supplemental bill	283,698	(361,386)	48,962	596,122	0	0.0
SB 19-196 CO Quality apprenticeship	247,769	247,769	0	0	0	1.4
SB 13-276 Disability investigational pilot	82,000	0	82,000	0	0	0.0
HB 20-1153 CO partnership	81,206	0	81,206	0	0	4.5
HB 13-1286 Suspend state recovery audits	50,000	0	50,000	0	0	0.0
HB 17-1144 Amend Cap Const auto funding mech	49,152	19,152	30,000	0	0	0.0
SB18-200 PERA unfunded liability	239	74	7	158	0	0.0
SB 19-135 State procurement disparity study	(650,000)	(650,000)	0	0	0	0.0
SB 21-055 Collection of state debts	(296,999)	0	(296,999)	0	0	(0.6)
<b>TOTAL</b>	<b>\$1,085,598</b>	<b>\$82,555</b>	<b>\$27,241</b>	<b>\$975,802</b>	<b>\$0</b>	<b>5.3</b>

**CAPITOL COMPLEX BASE ADJUSTMENT:** The bill includes an increase of \$346,970 total funds, including \$9,290 cash funds and \$337,680 reappropriated funds, to account for changes related to the Capitol Complex common policy.

**PREVAILING WAGE DETERMINATIONS FOR CAPITAL CONSTRUCTION CONTRACTS:** The bill includes an increase of \$133,868 General Fund and 1.8 FTE to address increased workload in the Office of the State Architect related to prevailing wage determination requirements associated with Section 24-92-203, C.R.S.

**OAC TRANSLATION SERVICES:** The bill includes an increase of \$15,000 cash funds to allow the Office of Administrative Courts to contract for interpretation and translation services. These services will ensure that people with limited English proficiency or those who are hearing impaired are able to participate in OAC proceedings. The OAC conducts mediations, holds hearings, and decides cases for more than 50 state departments, agencies, boards, and county departments, as well as serves the state's citizens.

**DOR PRINTING AND MAIL MIGRATION TO IDS:** The bill includes a net zero restructure of the Integrated Document Solutions appropriation to consolidate printing and mail volumes to eliminate duplicative activities and to resolve a recommendation from the Office of the State Auditor's 2011 audit report on tax processing (Report #: 2157).

**IDS INFRASTRUCTURE REFRESH:** The bill includes a net zero restructure of the Integrated Document Solutions appropriation to create a new and temporary line item for the purpose of funding a new capital lease for a new Continuous-feed Production Inkjet press to replace current equipment. The current equipment is at the end of its lease and functional life, and will be returned to the vendor. The required return of the current machine necessitates the lease of new equipment in order to continue serving IDS print customers.

**PROCUREMENT CARD REBATE REFINANCE:** The bill includes an increase of \$1.0 million General Fund with an equivalent decrease of cash funds from rebates anticipated from the state purchasing card program. The Procurement Card Program has realized a significant decrease in spending during the pandemic and, as a result, rebate revenue used to offset General Fund are projected to be significantly lower than in prior years.

**CORE OPERATIONS BASE ADJUSTMENT:** The bill includes a decrease of \$92,720 cash funds offset by an equal amount of reappropriated funds for CORE Operations base adjustments for the Payments for CORE and Support Modules line item.

**COE LEAN REDUCTION:** The bill includes a decrease of \$1.0 million reappropriated funds from the Training Services line item. In FY 2017-18, the General Assembly approved \$1.0 million in reappropriated funds spending authority for the Center for Organizational Effectiveness (COE) to offer Lean classes through two external vendors; rates for Lean classes were set to bring in a minimal amount of revenue to COE with the majority going to the outside vendors. The Department is no longer offering the Lean-specific courses through the two separate vendors; therefore, this spending authority is no longer necessary for the Center.

**EXTEND REDUCTION OF STATEWIDE PLANNING:** The bill includes a one-time reduction of \$980,000 General Fund for the Office of the State Architect's Statewide Planning Services in FY 2020-21. The State developed this program pursuant to S.B. 15-270 (Create Office of State Architect), which directed the State Architect to assist state agencies to complete master plans to inform capital construction decisions. Since its creation in 2015, the Statewide Planning Services program receives an appropriation with the statutory authority to roll forward unspent funding from each year, for up to a total of three fiscal years, as specified in the footnotes of each Long Bill.

**COE PROGRAM FINANCIAL RESTRUCTURE:** The bill includes a decrease of \$407,108 total funds, including an increase of \$461,674 General Fund, to shift the Center for Organizational Effectiveness' financing from a fee-for-service model to be fully supported by the General Fund to address ongoing revenue shortfalls. The Center provides statewide professional development training to approximately 26,000 State employees.

**INDIRECT COST ASSESSMENT:** The bill includes net adjustments to indirect costs across these Divisions.

**ELIMINATE SAFETY SPECIALIST POSITION:** The bill includes a decrease of \$58,323 reappropriated funds and 1.0 FTE from the Risk Management Program to realize vacancy savings.

**PROCUREMENT AND CONTRACTS VACANCY SAVINGS:** The bill includes a decrease of \$49,991 General Fund and 1.0 FTE from the Procurement and Contracts program to realize vacancy savings.

**NON-PRIORITIZED REQUEST ITEMS:** The bill includes a decrease of \$36,117 total funds, including \$63,145 General Fund, for adjustments related to requests made by other Departments that affect the budget of the Department, which are summarized below:

NON-PRIORITIZED REQUEST ITEMS						
	TOTAL FUNDS	GENERAL FUND	CASH FUNDS	REAPPROPRIATED FUNDS	FEDERAL FUNDS	FTE
Wildfire stimulus package	\$145,510	\$0	\$0	\$145,510	\$0	0.0
Annual fleet	22,335	0	0	22,335	0	0.0
OIT FY22 budget request package	(203,962)	(63,145)	(6,033)	(134,784)	0	0.0
<b>TOTAL</b>	<b>(\$36,117)</b>	<b>(\$63,145)</b>	<b>(\$6,033)</b>	<b>\$33,061</b>	<b>\$0</b>	<b>0.0</b>

## SUMMARY OF CHANGES BY LONG BILL DIVISION

SUMMARY TABLE FOR DEPARTMENT OF PERSONNEL						
	TOTAL FUNDS	GENERAL FUND	CASH FUNDS	REAPPROPRIATED FUNDS	FEDERAL FUNDS	FTE
<b>FY 2020-21 Appropriation</b>	<b>\$207,881,000</b>	<b>\$14,410,841</b>	<b>\$12,453,212</b>	<b>\$181,016,947</b>	<b>\$0</b>	<b>404.1</b>
<b>CHANGES FROM FY 2020-21 BY LONG BILL DIVISION</b>						
Executive Director's Office	\$4,075,358	\$3,846,532	\$2,002	\$226,824	\$0	1.8
Division of Human Resources	2,312,764	20,242	623,668	1,668,854	0	2.8
Constitutionally Independent Entities	(17,047)	(17,047)	0	0	0	0.0
Division of Central Services	62,904	12	0	62,892	0	0.0
Division of Accounts and Control	(965,548)	300,036	(97,138)	(1,168,446)	0	(1.6)
Administrative Courts	(155,090)	0	15,000	(170,090)	0	0.0
Division of Capital Assets	2,964,941	177,769	9,290	2,777,882	0	1.4
<b>TOTAL FY 2021-22 LONG BILL APPROPRIATION</b>	<b>\$216,159,282</b>	<b>\$18,738,385</b>	<b>\$13,006,034</b>	<b>\$184,414,863</b>	<b>\$0</b>	<b>408.5</b>
\$ Change from prior year	\$8,278,282	\$4,327,544	\$552,822	\$3,397,916	\$0	4.4
% Change from prior year	4.0%	30.0%	4.4%	1.9%	n/a	1.1%

## APPROPRIATION DETAIL BY LONG BILL DIVISION

**EXECUTIVE DIRECTOR'S OFFICE:** This division is responsible for reviewing the Department's overall management and programs. The division also provides accounting and budgeting services for the department, and it includes the Colorado State Employees Assistance Program (C-SEAP) and the Office of the State Architect.

EXECUTIVE DIRECTOR'S OFFICE						
	TOTAL FUNDS	GENERAL FUND	CASH FUNDS	REAPPROPRIATED FUNDS	FEDERAL FUNDS	FTE
<b>FY 2020-21 Appropriation</b>	<b>\$22,969,559</b>	<b>\$6,202,999</b>	<b>\$1,856,218</b>	<b>\$14,910,342</b>	<b>\$0</b>	<b>37.3</b>

EXECUTIVE DIRECTOR'S OFFICE						
	TOTAL FUNDS	GENERAL FUND	CASH FUNDS	REAPPROPRIATED FUNDS	FEDERAL FUNDS	FTE
<b>CHANGES FROM FY 2020-21 APPROPRIATION</b>						
Centrally appropriated line items	\$3,100,376	\$3,461,841	\$247,730	(\$609,195)	\$0	0.0
Annualize prior year legislation	1,055,948	775,540	(239,695)	520,103	0	0.0
Annualize prior year budget actions	978,250	978,250	0	0	0	0.0
Prevailing wage determinations for capital construction contracts	133,868	133,868	0	0	0	1.8
COE program financial restructure	41,004	135,636	0	(94,632)	0	0.0
Extend reduction of statewide planning	(980,000)	(980,000)	0	0	0	0.0
Non-prioritized request items	(181,627)	(63,145)	(6,033)	(112,449)	0	0.0
Indirect cost assessment	(72,461)	(595,458)	0	522,997	0	0.0
<b>TOTAL FY 2021-22 LONG BILL APPROPRIATION</b>	<b>\$27,044,917</b>	<b>\$10,049,531</b>	<b>\$1,858,220</b>	<b>\$15,137,166</b>	<b>\$0</b>	<b>39.1</b>
\$ Change from prior year	\$4,075,358	\$3,846,532	\$2,002	\$226,824	\$0	1.8
% Change from prior year	17.7%	62.0%	0.1%	1.5%	n/a	4.8%

**DIVISION OF HUMAN RESOURCES:** This division administers the State's classified personnel system, administers the employee benefits programs, manages statewide systems for payroll and employee databases, and operates the statewide risk management program, including the provision of liability, property, and workers' compensation.

DIVISION OF HUMAN RESOURCES						
	TOTAL FUNDS	GENERAL FUND	CASH FUNDS	REAPPROPRIATED FUNDS	FEDERAL FUNDS	FTE
<b>FY 2020-21 Appropriation</b>	<b>\$70,331,924</b>	<b>\$2,480,786</b>	<b>\$3,431,289</b>	<b>\$64,419,849</b>	<b>\$0</b>	<b>50.2</b>
<b>CHANGES FROM FY 2020-21 APPROPRIATION</b>						
Risk Management base adjustment	\$2,278,127	\$0	\$0	\$2,278,127	\$0	0.0
Annualize prior year legislation	792,149	(220,796)	513,935	499,010	0	4.5
Centrally appropriated line items	476,391	0	0	476,391	0	0.0
Indirect cost assessment	357,532	0	158,695	198,837	0	0.0
COE Lean reduction	(1,000,000)	0	0	(1,000,000)	0	0.0
COE program financial restructure	(448,112)	326,038	(48,962)	(725,188)	0	(0.7)
Annualize prior year budget actions	(85,000)	(85,000)	0	0	0	0.0
Eliminate safety specialist position	(58,323)	0	0	(58,323)	0	(1.0)
<b>TOTAL FY 2021-22 LONG BILL APPROPRIATION</b>	<b>\$72,644,688</b>	<b>\$2,501,028</b>	<b>\$4,054,957</b>	<b>\$66,088,703</b>	<b>\$0</b>	<b>53.0</b>
\$ Change from prior year	\$2,312,764	\$20,242	\$623,668	\$1,668,854	\$0	2.8
% Change from prior year	3.3%	0.8%	18.2%	2.6%	n/a	5.6%

**CONSTITUTIONALLY INDEPENDENT ENTITIES:** This division houses the State Personnel Board, which has the authority to adopt, by rule, a uniform grievance procedure to be used by all state agencies for classified employees in the state personnel system. The Board adjudicates employment disputes within the state classified system and is responsible for promulgating rules to ensure that state employment is based on merit.

CONSTITUTIONALLY INDEPENDENT ENTITIES						
	TOTAL FUNDS	GENERAL FUND	CASH FUNDS	REAPPROPRIATED FUNDS	FEDERAL FUNDS	FTE
<b>FY 2020-21 Appropriation</b>	<b>\$622,370</b>	<b>\$622,370</b>	<b>\$0</b>	<b>\$0</b>	<b>\$0</b>	<b>4.8</b>
<b>CHANGES FROM FY 2020-21 APPROPRIATION</b>						
Annualize prior year legislation	\$3	\$3	\$0	\$0	\$0	0.0

CONSTITUTIONALLY INDEPENDENT ENTITIES						
	TOTAL FUNDS	GENERAL FUND	CASH FUNDS	REAPPROPRIATED FUNDS	FEDERAL FUNDS	FTE
Centrally appropriated line items	(17,050)	(17,050)	0	0	0	0.0
<b>TOTAL FY 2021-22 LONG BILL APPROPRIATION</b>	<b>\$605,323</b>	<b>\$605,323</b>	<b>\$0</b>	<b>\$0</b>	<b>\$0</b>	<b>4.8</b>
\$ Change from prior year	(\$17,047)	(\$17,047)	\$0	\$0	\$0	0.0
% Change from prior year	(2.7%)	(2.7%)	n/a	n/a	n/a	0.0%

**DIVISION OF CENTRAL SERVICES:** This division is responsible for providing statewide support services such as print, document management, and mail services, and preserving and providing access to historic documents.

DIVISION OF CENTRAL SERVICES						
	TOTAL FUNDS	GENERAL FUND	CASH FUNDS	REAPPROPRIATED FUNDS	FEDERAL FUNDS	FTE
<b>FY 2020-21 Appropriation</b>	<b>\$30,577,803</b>	<b>\$1,462,929</b>	<b>\$1,380,134</b>	<b>\$27,734,740</b>	<b>\$0</b>	<b>121.8</b>
CHANGES FROM FY 2020-21 APPROPRIATION						
Indirect cost assessment	\$62,832	\$0	\$0	\$62,832	\$0	0.0
Annualize prior year legislation	72	12	0	60	0	0.0
DOR printing and mail migration to IDS	0	0	0	0	0	0.0
IDS infrastructure refresh	0	0	0	0	0	0.0
<b>TOTAL FY 2021-22 LONG BILL APPROPRIATION</b>	<b>\$30,640,707</b>	<b>\$1,462,941</b>	<b>\$1,380,134</b>	<b>\$27,797,632</b>	<b>\$0</b>	<b>121.8</b>
\$ Change from prior year	\$62,904	\$12	\$0	\$62,892	\$0	0.0
% Change from prior year	0.2%	0.0%	0.0%	0.2%	n/a	0.0%

**DIVISION OF ACCOUNTS AND CONTROL:** This division includes the Office of the State Controller in Financial Operations and Reporting, which manages statewide fiscal rules, conducts statewide financial reporting, provides policy and procedural guidance, and develops the statewide indirect cost allocation plan. CORE Operations oversees the Colorado Operations Resource Engine (CORE), the state's accounting system. Procurement and Contracts administers a statewide procurement program and meets the product and service needs of state agencies by negotiating contracts for goods and services.

DIVISION OF ACCOUNTS AND CONTROL						
	TOTAL FUNDS	GENERAL FUND	CASH FUNDS	REAPPROPRIATED FUNDS	FEDERAL FUNDS	FTE
<b>FY 2020-21 Appropriation</b>	<b>\$18,860,462</b>	<b>\$3,641,757</b>	<b>\$5,299,594</b>	<b>\$9,919,111</b>	<b>\$0</b>	<b>70.2</b>
CHANGES FROM FY 2020-21 APPROPRIATION						
Procurement card rebate refinance	\$0	\$1,000,000	(\$1,000,000)	\$0	\$0	0.0
CORE Operations base adjustment	0	0	1,149,861	(1,149,861)	0	0.0
Annualize prior year legislation	(896,959)	(649,973)	(246,999)	13	0	(0.6)
Procurement and Contracts vacancy savings	(49,991)	(49,991)	0	0	0	(1.0)
Indirect cost assessment	(18,598)	0	0	(18,598)	0	0.0
<b>TOTAL FY 2021-22 LONG BILL APPROPRIATION</b>	<b>\$17,894,914</b>	<b>\$3,941,793</b>	<b>\$5,202,456</b>	<b>\$8,750,665</b>	<b>\$0</b>	<b>68.6</b>
\$ Change from prior year	(\$965,548)	\$300,036	(\$97,138)	(\$1,168,446)	\$0	(1.6)
% Change from prior year	(5.1%)	8.2%	(1.8%)	(11.8%)	n/a	(2.3%)

**ADMINISTRATIVE COURTS:** This division provides an independent administrative law adjudication system for state agencies to resolve workers' compensation, human resources, and regulatory law cases. The Division offers a full range of alternative dispute resolution options, including evidentiary hearings, settlement conferences, and mediation. Approximately one-half of all hearings are related to workers' compensation cases.

ADMINISTRATIVE COURTS						
	TOTAL FUNDS	GENERAL FUND	CASH FUNDS	REAPPROPRIATED FUNDS	FEDERAL FUNDS	FTE
<b>FY 2020-21 Appropriation</b>	<b>\$4,579,715</b>	<b>\$0</b>	<b>\$114,382</b>	<b>\$4,465,333</b>	<b>\$0</b>	<b>44.7</b>
<b>CHANGES FROM FY 2020-21 APPROPRIATION</b>						
OAC translation services	\$15,000	\$0	\$15,000	\$0	\$0	0.0
Annualize prior year legislation	26	0	0	26	0	0.0
Non-prioritized request items	0	0	0	0	0	0.0
Indirect cost assessment	(170,116)	0	0	(170,116)	0	0.0
<b>TOTAL FY 2021-22 LONG BILL APPROPRIATION</b>	<b>\$4,424,625</b>	<b>\$0</b>	<b>\$129,382</b>	<b>\$4,295,243</b>	<b>\$0</b>	<b>44.7</b>
\$ Change from prior year	(\$155,090)	\$0	\$15,000	(\$170,090)	\$0	0.0
% Change from prior year	(3.4%)	n/a	13.1%	(3.8%)	n/a	0.0%

**DIVISION OF CAPITAL ASSETS:** This division is responsible for providing statewide support services for assets owned and maintained by the State including the state fleet and leased space managed by Capitol Complex.

DIVISION OF CAPITAL ASSETS						
	TOTAL FUNDS	GENERAL FUND	CASH FUNDS	REAPPROPRIATED FUNDS	FEDERAL FUNDS	FTE
<b>FY 2020-21 Appropriation</b>	<b>\$59,939,167</b>	<b>\$0</b>	<b>\$371,595</b>	<b>\$59,567,572</b>	<b>\$0</b>	<b>75.1</b>
<b>CHANGES FROM FY 2020-21 APPROPRIATION</b>						
Annual fleet vehicle request	\$2,293,635	\$0	\$0	\$2,293,635	\$0	0.0
Capitol complex base adjustment	346,970	0	9,290	337,680	0	0.0
Annualize prior year budget actions	340,441	0	0	340,441	0	0.0
Non-prioritized request items	145,510	0	0	145,510	0	0.0
Annualize prior year legislation	134,359	177,769	0	(43,410)	0	1.4
Indirect cost assessment	(295,974)	0	0	(295,974)	0	0.0
<b>TOTAL FY 2021-22 LONG BILL APPROPRIATION</b>	<b>\$62,904,108</b>	<b>\$177,769</b>	<b>\$380,885</b>	<b>\$62,345,454</b>	<b>\$0</b>	<b>76.5</b>
\$ Change from prior year	\$2,964,941	\$177,769	\$9,290	\$2,777,882	\$0	1.4
% Change from prior year	4.9%	n/a	2.5%	4.7%	n/a	1.9%



# DEPARTMENT OF PUBLIC HEALTH AND ENVIRONMENT

**Description:** The Department of Public Health and Environment is responsible for protecting and improving the health of the people of Colorado and ensuring the quality of Colorado's environment.

DEPARTMENT OF PUBLIC HEALTH AND ENVIRONMENT						
	TOTAL FUNDS	GENERAL FUND <sup>1</sup>	CASH FUNDS	REAPPROPRIATED FUNDS	FEDERAL FUNDS	FTE
<b>FY 2020-21 Appropriation</b>	<b>\$611,685,192</b>	<b>\$66,738,515</b>	<b>\$188,149,625</b>	<b>\$55,827,028</b>	<b>\$300,970,024</b>	<b>1,397.0</b>
<b>CHANGES FROM FY 2020-21 APPROPRIATION</b>						
Capital construction Superfund	\$11,666,666	\$0	\$1,169,181	\$0	\$10,497,485	0.0
Tobacco-related adjustments	6,991,126	32,245	6,958,881	0	0	0.0
Centrally appropriated line items	6,716,346	212,840	3,142,876	1,082,378	2,278,252	0.0
Annualize prior year budget actions	2,167,505	(937,347)	3,104,852	0	0	9.7
Indirect cost assessment	1,885,685	98,198	(1,047,738)	121,322	2,713,903	0.0
Increasing equity in health outcomes	1,111,693	1,111,693	0	0	0	10.5
Healthy foods incentive program	300,000	300,000	0	0	0	0.0
Common policy provider rate adjustment	225,160	179,907	45,253	0	0	0.0
Long Bill reorganization	0	0	0	0	0	0.0
Annualize prior year legislation	(10,625,385)	(4,984,798)	832,973	(6,476,884)	3,324	0.7
Extend marijuana education campaign reduction	(3,700,000)	0	(3,700,000)	0	0	(1.7)
Ryan White, STI, HIV, AIDS tobacco revenue true-up	(1,132,894)	0	(1,132,894)	0	0	0.0
Administration and Support division efficiencies	(1,033,593)	0	0	(1,033,593)	0	0.0
Non-prioritized decision items	(956,025)	270,950	54,550	(1,281,525)	0	0.0
Opiate antagonist true-up	(950,000)	0	(950,000)	0	0	0.0
Other technical adjustments	(685,592)	0	7,957	0	(693,549)	0.0
Necessary document repeal	(250,000)	(250,000)	0	0	0	0.0
<b>TOTAL FY 2021-22 LONG BILL APPROPRIATION</b>	<b>\$623,415,884</b>	<b>\$62,772,203</b>	<b>\$196,635,516</b>	<b>\$48,238,726</b>	<b>\$315,769,439</b>	<b>1,416.2</b>
\$ Change from prior year	\$11,730,692	(\$3,966,312)	\$8,485,891	(\$7,588,302)	\$14,799,415	19.2
% Change from prior year	1.9%	(5.9%)	4.5%	(13.6%)	4.9%	1.4%

<sup>1</sup> Includes General Fund Exempt. See Appendix D for more information.

## DESCRIPTION OF INCREMENTAL CHANGES

**CAPITAL CONSTRUCTION SUPERFUND:** The bill includes an appropriation of \$11.7 million total funds, including \$1.7 million cash funds and \$10.5 million federal funds. A capital construction appropriation totaling \$35.0 million, including \$3.5 million cash funds from the Hazardous Substance Response Fund and \$31.5 million federal was approved for FY 2020-21. For FY 2021-22, these funds are moving into the Department's operational budget. The bill provides one-third of the total appropriation in FY 2021-22 with three year roll forward authority.

**TOBACCO-RELATED ADJUSTMENTS:** The bill includes several adjustments for programs affected by Tobacco Master Settlement Agreement, Amendment 35, and Proposition EE revenue.

**CENTRALLY APPROPRIATED LINE ITEMS:** The bill includes the following adjustments to centrally appropriated line items:

CENTRALLY APPROPRIATED LINE ITEMS						
	TOTAL FUNDS	GENERAL FUND	CASH FUNDS	REAPPROPRIATED FUNDS	FEDERAL FUNDS	FTE
Salary survey	\$4,311,340	\$596,850	\$1,530,472	\$474,162	\$1,709,856	0.0
Health, life, and dental	789,363	(394,800)	999,546	55,554	129,063	0.0
Payments to OIT	540,520	110,856	77,532	177,899	174,233	0.0
Payment to risk management and property funds	448,275	68,756	0	379,519	0	0.0
AED	240,559	(88,317)	232,860	(41,204)	137,220	0.0
SAED	240,559	(88,317)	232,860	(41,204)	137,220	0.0
Leased space	238,359	36,843	79,183	122,333	0	0.0
CORE operations	12,619	12,997	0	(378)	0	0.0
Legal services	10,044	0	0	10,044	0	0.0
Capitol Complex leased space	4,791	562	0	4,229	0	0.0
Workers' compensation	(51,866)	(32,599)	0	(19,267)	0	0.0
Administrative law judges	(39,656)	(3,924)	0	(35,732)	0	0.0
Shift differential	(19,840)	(865)	(11,545)	0	(7,430)	0.0
Short-term disability	(8,721)	(5,202)	1,968	(3,577)	(1,910)	0.0
<b>TOTAL</b>	<b>\$6,716,346</b>	<b>\$212,840</b>	<b>\$3,142,876</b>	<b>\$1,082,378</b>	<b>\$2,278,252</b>	<b>0.0</b>

**ANNUALIZE PRIOR YEAR BUDGET ACTIONS:** The bill includes adjustments for the out-year impact of prior year budget actions.

ANNUALIZE PRIOR YEAR BUDGET ACTIONS						
	TOTAL FUNDS	GENERAL FUND	CASH FUNDS	REAPPROPRIATED FUNDS	FEDERAL FUNDS	FTE
FY20-21 Restore one time reduction	\$6,056,357	\$1,845,319	\$4,211,038	\$0	\$0	3.7
FY20-21 GF HLD reduction	1,027,334	1,027,334	0	0	0	0.0
FY20-21 Oil and gas enforcement compliance	538,310	0	538,310	0	0	5.5
FY20-21 Mobile monitoring of oil and gas health	50,785	0	50,785	0	0	0.5
FY 20-21 Immunization CARES Funding	(2,000,000)	(2,000,000)	0	0	0	0.0
FY 20-21 Leased Space Expansion	(1,695,281)	0	(1,695,281)	0	0	0.0
FY 20-21 LPHA CARES Funding	(1,500,000)	(1,500,000)	0	0	0	0.0
FY 2018-19 HIE	(310,000)	(310,000)	0	0	0	0.0
<b>TOTAL</b>	<b>\$2,167,505</b>	<b>(\$937,347)</b>	<b>\$3,104,852</b>	<b>\$0</b>	<b>\$0</b>	<b>9.7</b>

**INDIRECT COST ASSESSMENT:** The bill includes a net increase in the Department's indirect cost assessment.

**INCREASING EQUITY IN HEALTH OUTCOMES:** The bill includes \$1.1 million General Fund and 10.5 FTE for community outreach professionals to help inform Department decisions with input from underrepresented communities.

**HEALTHY FOODS INCENTIVE PROGRAM:** The bill includes a \$300,000 General Fund increase for the healthy foods incentive program, bringing the total appropriation to \$500,000.

**COMMON POLICY PROVIDER RATE ADJUSTMENT:** The bill includes an increase to the programs affected by the statewide common policy provider rate.

**LONG BILL REORGANIZATION:** The bill includes a net zero reorganization of the Department's Long Bill to better align with the Department's organizational structure. The change takes three of the Department's divisions and restructures them into two. The Office of Emergency Preparedness and Response, the Division of Disease Control and Environmental Epidemiology, and the Laboratory Services Division will be reorganized into the new Disease Control and Public Health Response division and the Office of HIV, Viral Hepatitis and Sexually Transmitted

Infections. The change also creates the Toxicology and Environmental Epidemiology Unit within the Division of Environmental Health and Sustainability.

**ANNUALIZE PRIOR YEAR LEGISLATION:** The bill includes adjustments for the out-year impact of prior year legislation.

ANNUALIZE PRIOR YEAR LEGISLATION						
	TOTAL FUNDS	GENERAL FUND	CASH FUNDS	REAPPROPRIATED FUNDS	FEDERAL FUNDS	FTE
HB20-1379 Suspend DD to PERA	\$2,671,909	\$1,496,477	\$896,316	\$279,116	\$0	0.0
SB18-200 PERA unfunded liability	171,812	90,932	56,526	24,000	354	0.0
HB19-1237 Licensing behavioral health	170,467	98,775	71,692	0	0	1.1
HB20-1380 Move tobacco money to general fund	160,717	0	160,717	0	0	0.0
SB19-227 Harm reduction substance use	83,520	83,520	0	0	0	0.0
HB19-1010 Freestanding emergency room	49,210	0	49,210	0	0	1.2
HB20-1398 Modify fund capital construction	33,505	33,505	0	0	0	0.0
SB19-073 Statewide system advance medical	23,544	23,544	0	0	0	0.0
HB20-1215 Water wastewater facilities	2,970	0	0	0	2,970	0.0
SB20B-001 COVID relief small and minority business	(13,560,000)	(6,780,000)	0	(6,780,000)	0	0.0
SB20-055 Incentivize development	(366,894)	0	(366,894)	0	0	(0.9)
SB19-065 Peer assistance emergency medical	(28,394)	0	(28,394)	0	0	(0.4)
SB20-163 School entry immunization	(17,544)	(17,544)	0	0	0	(0.1)
HB19-1174 Out of network health care	(14,007)	(14,007)	0	0	0	(0.2)
HB20-1119 State government regulation	(6,200)	0	(6,200)	0	0	0.0
<b>TOTAL</b>	<b>(\$10,625,385)</b>	<b>(\$4,984,798)</b>	<b>\$832,973</b>	<b>(\$6,476,884)</b>	<b>\$3,324</b>	<b>0.7</b>

**EXTEND MARIJUANA EDUCATION CAMPAIGN REDUCTION:** The bill continues for one additional year a decrease of \$3.7 million cash funds from the Marijuana Tax Cash Fund to the Marijuana Education Research Campaign that was reduced in FY 2020-21 as a budget balancing action.

**RYAN WHITE, STI, HIV, AIDS TOBACCO REVENUE TRUE-UP:** The bill includes a decrease of \$1.1 million cash funds for two line items supported by revenue from the Tobacco Master Settlement Agreement (MSA): the State Drug Assistance Program (\$366,037) and Sexually Transmitted Infections, HIV and AIDS operating expenses (\$766,857).

**ADMINISTRATION AND SUPPORT DIVISION EFFICIENCIES:** The bill includes a decrease of \$1.0 million reappropriated funds from indirect cost recoveries within the Administration and Support division. The Department has identified several instances of spending authority that is no longer needed for operations, including:

- \$300,000 for construction and building improvements;
- \$51,746 for records conversion;
- \$88,000 for 0.5 FTE that can be moved to the another division;
- \$375,749 for federally funded employee leave payouts;
- \$118,098 for unused Sharepoint licenses; and
- \$100,000 in unused IT-related costs.

**NON-PRIORITIZED DECISION ITEMS:** The bill includes the following adjustments for non-prioritized decision items which are affected by actions taken in the Governor’s Office and the Department of Personnel.

NON-PRIORITIZED DECISION ITEMS						
	TOTAL FUNDS	GENERAL FUND	CASH FUNDS	REAPPROPRIATED FUNDS	FEDERAL FUNDS	FTE
Annual fleet vehicle request	\$16,563	(\$6,842)	\$54,550	(\$31,145)	\$0	0.0
OTT Budget request package	(522,276)	0	0	(522,276)	0	0.0
HCPF Technical adjustments	(364,052)	364,052	0	(728,104)	0	0.0
CBMS PEAK	(86,260)	(86,260)	0	0	0	0.0
<b>TOTAL</b>	<b>(\$956,025)</b>	<b>\$270,950</b>	<b>\$54,550</b>	<b>(\$1,281,525)</b>	<b>\$0</b>	<b>0.0</b>

**OPIATE ANTAGONIST TRUE-UP:** The bill includes a reduction of \$950,000 cash funds from the Opiate Antagonist Bulk Purchase Fund. The program, created by SB 19-227, was anticipated to generate revenue requiring cash fund spending authority. The program is currently structured so that subsidized antagonists, such as naloxone, are procured by a third party administrator, and no revenue passes through the Department.

**OTHER TECHNICAL ADJUSTMENTS:** The bill includes a net decrease of \$685,592 total funds for other technical adjustments primarily related to new estimates of available federal funds.

**NECESSARY DOCUMENT REPEAL:** The bill includes a reduction of \$250,000 General Fund for the necessary document assistance program. The bill maintains an appropriation of \$50,000 for FY 2021-22, representing anticipated costs for two months, as the program is set to repeal September 1, 2021.

## SUMMARY OF CHANGES BY LONG BILL DIVISION

SUMMARY TABLE FOR DEPARTMENT OF PUBLIC HEALTH AND ENVIRONMENT						
	TOTAL FUNDS	GENERAL FUND <sup>1</sup>	CASH FUNDS	REAPPROPRIATED FUNDS	FEDERAL FUNDS	FTE
<b>FY 2020-21 Appropriation</b>	<b>\$611,685,192</b>	<b>\$66,738,515</b>	<b>\$188,149,625</b>	<b>\$55,827,028</b>	<b>\$300,970,024</b>	<b>1,397.0</b>
<b>CHANGES FROM FY 2020-21 BY LONG BILL DIVISION</b>						
Administration and Support	\$6,243,794	\$2,779,305	\$2,276,480	(\$647,392)	\$1,835,401	8.5
Center for Health and Environmental Information	(1,128,854)	(286,451)	(64,874)	0	(777,529)	0.0
Disease Control and Public Health Response	99,950,993	9,476,833	11,660,038	1,964,246	76,849,876	209.7
Laboratory Services <sup>2</sup>	(16,744,381)	(1,429,285)	(9,449,024)	(1,964,246)	(3,901,826)	(89.7)
Air Pollution Control Division	(391,287)	0	(393,738)	0	2,451	5.5
Water Quality Control Division	86,772	15	(169,167)	0	255,924	0.0
Hazardous Materials and Waste Management Division	10,985,872	0	516,927	(1,404)	10,470,349	0.0
Office of HIV, Viral Hepatitis and STIs	33,456,773	1,945,977	7,487,100	15,252	24,008,444	52.6
Division of Environmental Health and Sustainability	(12,305,909)	(6,618,687)	(6,535,631)	0	848,409	10.1
Disease Control and Environmental Epidemiology Division <sup>2</sup>	(103,928,087)	(10,328,233)	(12,140,969)	(15,252)	(81,443,633)	(147.1)
Prevention Services Division	12,017,867	2,089,284	8,656,985	(926)	1,272,524	3.0
Health Facilities and Emergency Medical Services Division	(387,083)	(725)	(138,236)	(158,580)	(89,542)	1.7
Office of Emergency Preparedness and Response <sup>2</sup>	(16,125,778)	(1,594,345)	0	0	(14,531,433)	(35.1)
<b>TOTAL FY 2021-22 LONG BILL APPROPRIATION</b>	<b>\$623,415,884</b>	<b>\$62,772,203</b>	<b>\$196,635,516</b>	<b>\$48,238,726</b>	<b>\$315,769,439</b>	<b>1,416.2</b>

**SUMMARY TABLE FOR DEPARTMENT OF PUBLIC HEALTH AND ENVIRONMENT**

	TOTAL FUNDS	GENERAL FUND <sup>1</sup>	CASH FUNDS	REAPPROPRIATED FUNDS	FEDERAL FUNDS	FTE
\$ Change from prior year	\$11,730,692	(\$3,966,312)	\$8,485,891	(\$7,588,302)	\$14,799,415	19.2
% Change from prior year	1.9%	(5.9%)	4.5%	(13.6%)	4.9%	1.4%

<sup>1</sup> Includes General Fund Exempt. See Appendix D for more information.

<sup>2</sup> These three divisions were eliminated for the FY 2021-22 Long Bill and reorganized into the newly created Disease Control and Public Health Response division and the Office of Public Health Practice, Planning, and Local Partnerships division. Detail from the eliminated divisions is not included in this document.

**APPROPRIATION DETAIL BY LONG BILL DIVISION**

**ADMINISTRATION AND SUPPORT:** This division is comprised of three subdivisions: Administration, Office of Health Equity, and Office of Public Health Practice, Planning, and Local Partnerships.

(A) Administration - This subdivision provides department-wide administrative services including: accounting, budgeting, human resources, and purchasing. The appropriations for this subdivision include funds for expenses incurred through the provision of department-wide services, and centrally appropriated personnel line items like salary survey and health, life and dental. Funding for this subdivision is primarily from reappropriated funds from departmental indirect cost recoveries with a small amount from Medicaid reappropriated funds. This subdivision also receives appropriations from the General Fund, cash funds including the AIR subaccount of the Highway Users Tax Fund, and federal funds.

(B) Office of Health Equity - This subdivision provides grants for health initiatives aimed at reducing and eliminating disparities in the provision of health services across the state. Funding for this subdivision is primarily Amendment 35 tobacco tax revenue that is transferred into the Health Disparities Grant Fund, and a small amount of General Fund for the Necessary Document Assistance Program.

(C) Office of Public Health Practice, Planning, and Local Partnerships - This subdivision oversees the distribution of state funds to local public health agencies. Funding for this subdivision is a combination of General Fund, cash funds from the Marijuana Tax Cash Fund, and federal funds.

**ADMINISTRATION AND SUPPORT**

	TOTAL FUNDS	GENERAL FUND	CASH FUNDS	REAPPROPRIATED FUNDS	FEDERAL FUNDS	FTE
<b>FY 2020-21 Adjusted Appropriation</b>	<b>\$81,447,061</b>	<b>\$16,562,427</b>	<b>\$15,468,308</b>	<b>\$36,545,653</b>	<b>\$12,870,673</b>	<b>96.3</b>
<b>CHANGES FROM FY 2020-21 APPROPRIATION</b>						
Centrally appropriated line items	\$6,716,346	\$212,840	\$3,142,876	\$1,082,378	\$2,278,252	0.0
Annualize prior year legislation	2,951,460	1,697,659	950,706	303,082	13	0.0
Increasing equity in health outcomes	1,033,941	1,033,941	0	0	0	9.5
Indirect cost assessment	708,624	98,198	77,475	282,266	250,685	0.0
Common policy provider rate adjustment	225,160	179,907	45,253	0	0	0.0
Annualize prior year budget actions	(2,167,947)	(472,666)	(1,695,281)	0	0	0.0
Administration and support division efficiencies	(1,033,593)	0	0	(1,033,593)	0	0.0
Non-prioritized decision items	(869,765)	357,210	54,550	(1,281,525)	0	0.0
Other technical adjustments	(693,549)	0	0	0	(693,549)	0.0
Tobacco related adjustments	(299,099)	0	(299,099)	0	0	0.0
Necessary document repeal	(250,000)	(250,000)	0	0	0	0.0
Long bill reorganization	(77,784)	(77,784)	0	0	0	(1.0)
<b>TOTAL FY 2021-22 LONG BILL</b>	<b>\$87,690,855</b>	<b>\$19,341,732</b>	<b>\$17,744,788</b>	<b>\$35,898,261</b>	<b>\$14,706,074</b>	<b>104.8</b>

ADMINISTRATION AND SUPPORT						
	TOTAL FUNDS	GENERAL FUND	CASH FUNDS	REAPPROPRIATED FUNDS	FEDERAL FUNDS	FTE
<b>APPROPRIATION</b>						
\$ Change from prior year	\$6,243,794	\$2,779,305	\$2,276,480	(\$647,392)	\$1,835,401	8.5
% Change from prior year	7.7%	16.8%	14.7%	(1.8%)	14.3%	8.8%

**CENTER FOR HEALTH AND ENVIRONMENTAL INFORMATION:** This division is comprised of four subdivisions including: Administration, Health Statistics and Vital Records, Medical Marijuana Registry, and Health Data Programs and Information.

(A) Administration - This subdivision provides division-wide services to the three programs within the division. Funding for this subdivision is from General Fund, cash funds from the Vital Statistics Records Cash Funds, and departmental indirect cost recoveries.

(B) Health Statistics and Vital Records - This subdivision is responsible for the maintenance of Colorado birth, death, marriage, divorce, and other vital records-related certificates. The subdivision administers the Voluntary Adoption Registry, which facilitates voluntary contact between Colorado-born adoptees 18 years of age and older and their birth parents. Division staff provide training on vital records rules, regulations and statutes to individuals and local public health agencies. Data users include the Centers for Disease Control and Prevention, local public health agencies, and epidemiologists. This subdivision is primarily funded with cash funds from the Vital Statistic Records Cash Fund and federal funds.

(C) Medical Marijuana Registry - This subdivision serves as the state database for all individuals who have satisfied the medical requirements to use medical marijuana and have paid the Medical Marijuana Registry fee. The Medical Marijuana Registry is entirely cash funded by the Medical Marijuana Program Cash Fund.

(D) Health Data Programs and Information - This subdivision houses a number of the Department's health data programs which gather health data and survey information including the Cancer Registry and the Birth Defects Monitoring Program. The subdivision also manages the funding to connect a number of the health data systems with the statewide Health Information Exchange, and funding for Local Public Health Agencies to build electronic health records that can communicate with the Health Information Exchange. Funding for this subdivision consists of General Fund, cash funds from the Vital Statistics Records Cash Fund, and federal funds.

CENTER FOR HEALTH AND ENVIRONMENTAL INFORMATION						
	TOTAL FUNDS	GENERAL FUND	CASH FUNDS	REAPPROPRIATED FUNDS	FEDERAL FUNDS	FTE
<b>FY 2020-21 Adjusted Appropriation</b>	<b>\$12,331,237</b>	<b>\$922,512</b>	<b>\$6,135,186</b>	<b>\$5,887</b>	<b>\$5,267,652</b>	<b>95.8</b>
<b>CHANGES FROM FY 2020-21 APPROPRIATION</b>						
Annualize prior year legislation	\$23,548	\$23,549	(\$1)	\$0	\$0	0.0
Indirect cost assessment	(842,402)	0	(64,873)	0	(777,529)	0.0
Annualize prior year budget actions	(310,000)	(310,000)	0	0	0	0.0
<b>TOTAL FY 2021-22 LONG BILL APPROPRIATION</b>	<b>\$11,202,383</b>	<b>\$636,061</b>	<b>\$6,070,312</b>	<b>\$5,887</b>	<b>\$4,490,123</b>	<b>95.8</b>
\$ Change from prior year	(\$1,128,854)	(\$286,451)	(\$64,874)	\$0	(\$777,529)	0.0
% Change from prior year	(9.2%)	(31.1%)	(1.1%)	0.0%	(14.8%)	0.0%

---

**DISEASE CONTROL AND PUBLIC HEALTH RESPONSE:** This division was created by a Long Bill reorganization beginning in FY 2021-22, which combines the Laboratory Services, Disease Control, and Emergency Preparedness and Response divisions into this single, new division.

(A) Administration - This subdivision provides division-wide services to the programs within the division. Funding for this subdivision is from General Fund, cash funds, reappropriated funds and federal funds.

(B) General Disease Control and Surveillance – This subdivision is responsible for maintenance and monitoring of the disease-monitoring network and operation of the Immunization Program. The Immunization Program consists of the following:

- The Immunization Outreach Program provides free immunization clinics around the state.
- The Colorado Immunization Information System houses immunization records, allowing health care providers to easily check a child's immunization status during a health care visit and to ensure that a child is up-to-date on immunizations and not over-immunized.
- The Immunization Program also provides grants to local public health agencies for the operation of immunization clinics.

This subdivision also houses the Marijuana Health Effects Monitoring Program which is responsible for researching the health impacts of marijuana use. Additionally, beginning in FY 2016-17, the subdivision receives funding for retail marijuana health research grants. This subdivision is funded by General Fund, cash funds from the Tobacco Master Settlement Agreement, the Marijuana Tax Cash Fund, and federal funds.

(C) Laboratory Services - This subdivision is comprised of two sections:

Chemistry and Microbiology Section - This section performs the following activities: analyzing blood and tissue specimens, testing for newborn genetic disorders, diagnostic testing for bacterial diseases, analysis for disease outbreaks, and water and environmental testing. Funding for this section includes General Fund; cash funds from the Laboratory Cash Fund, the Newborn Screening and Genetics Counseling Cash Funds, and the Marijuana Tax Cash Fund; and federal funds.

Certification Section - This section certifies private medical laboratories, environmental laboratories, including water testing laboratories, on-site dairy laboratories, and the state and local law enforcement breath-alcohol testing devices (intoxilyzers) used throughout the state. This section is also responsible for surveying private marijuana testing laboratories and making certification recommendations to the Department of Revenue. Funding for this section is from the Law Enforcement Assistance Cash Fund, the Laboratory Cash Fund, and federal funds.

(D) Office of Emergency Preparedness and Response - The Office develops and implements emergency response plans to enable the Department to protect health and ensure medical response for victims when an emergency occurs in Colorado. The Office works to ensure that the Department and local public health and medical agencies have plans for responding to emergency events and administering medication in mass quantities to all citizens in Colorado. Funding for this division includes General Fund and federal funds. Additional responsibilities of the Office include:

- Training of health and medical professionals on the latest response protocols, including the National Incident Management System.
- Ensuring that public health and medical programs are integrated with law enforcement, the Division of Emergency Management and other state departments critical to the State's response.

- Providing emergency preparedness education and training to Department employees, as well as medical and public health partners.
- Ensuring the rapid receipt, storage and distribution of the Strategic National Stockpile (SNS) supplies and medications during an emergency.
- Activation of the Department Emergency Operations Center (DOC) during emergency situations.
- Coordinating and enhancing the capacity of the Emergency System for Advance Registration of Volunteer Health Professionals, which enables the Colorado Hospital Preparedness Program to expand and integrate the Colorado Medical Reserve Corps to prepare volunteers for an all-hazards response.
- Fulfilling responsibilities as the state lead agency for behavioral health during and after an emergency event to assist individuals and communities recovering from the challenging effects of natural and human-caused disasters through the provision of community-based outreach and psycho educational services.

The amount of federal money this subdivision receives is driven by formulas that are based in part on state population. If the state accepts the federal funds, the state must provide the required match amount.

DISEASE CONTROL AND PUBLIC HEALTH RESPONSE						
	TOTAL FUNDS	GENERAL FUND <sup>1</sup>	CASH FUNDS	REAPPROPRIATED FUNDS	FEDERAL FUNDS	FTE
<b>FY 2020-21 Appropriation</b>	<b>\$0</b>	<b>\$0</b>	<b>\$0</b>	<b>\$0</b>	<b>\$0</b>	<b>0.0</b>
<b>CHANGES FROM FY 2020-21 APPROPRIATION</b>						
Long bill reorganization	\$99,950,993	\$9,476,833	\$11,660,038	\$1,964,246	\$76,849,876	209.7
<b>TOTAL FY 2021-22 LONG BILL APPROPRIATION</b>	<b>\$99,950,993</b>	<b>\$9,476,833</b>	<b>\$11,660,038</b>	<b>\$1,964,246</b>	<b>\$76,849,876</b>	<b>209.7</b>
\$ Change from prior year	\$99,950,993	\$9,476,833	\$11,660,038	\$1,964,246	\$76,849,876	209.7
% Change from prior year	n/a	n/a	n/a	n/a	n/a	n/a

<sup>1</sup> Includes General Fund Exempt. See Appendix D for more information.

**AIR POLLUTION CONTROL DIVISION:** This division is comprised of four subdivisions: Administration, Technical Services, Mobile Sources, and Stationary Sources.

(A) Administration - This subdivision provides administrative support to the Air Quality Control Commission and manages the implementation of air programs by the other subdivisions. This subdivision is funded by cash funds, including the Stationary Sources Control Fund, and federal funds.

(B) Technical Services - This subdivision is responsible for measuring Colorado's air quality, compliance with the National Ambient Air Quality Standards, and the issuance of air quality forecasts and advisories. The subdivision houses three distinct programs: Air Quality Monitoring; Modeling and Analysis; and Visibility and Risk Assessment. Funding for this subdivision is from cash funds, including the Department's subaccount of the Highway Users Tax Cash Fund and the Stationary Sources Control Fund, and federal funds.

(C) Mobile Sources - This subdivision is comprised of the Research and Support Program which contains four subprograms: (1) the High Altitude Testing Program, (2) the Oxygenated Fuel Program, (3) the Clean Fuel Fleet Program, and (4) the Inspection and Maintenance Program. The Inspection and Maintenance Program works to reduce motor vehicle-related pollution through the inspection and emissions-related repair of motor vehicles. Emissions testing of gas and diesel powered vehicles are required when registering, renewing, or selling vehicles within



the program areas along Colorado's Front Range. Funding for this subdivision is primarily from the Department's subaccount of the Highway Users Tax Fund and a small amount of federal funds.

(D) Stationary Sources - This subdivision is responsible for controlling and reducing air pollutants from stationary sources (i.e., factories, power plants, wood stoves, etc.) through permits, monitoring, and inspections of stationary sources that emit air pollutants. The subdivision houses the following three programs: the Inventory and Support Services Program, the Permits and Compliance Assurance Program, and the Hazardous and Toxic Control Program. Subdivision staff permit, monitor, and inspect stationary source air pollution emitters. The majority of funding for this subdivision consists of cash funds from the Stationary Sources Control Fund and a small amount of federal funds.

AIR POLLUTION CONTROL DIVISION						
	TOTAL FUNDS	GENERAL FUND	CASH FUNDS	REAPPROPRIATED FUNDS	FEDERAL FUNDS	FTE
<b>FY 2020-21 Appropriation</b>	<b>\$28,399,471</b>	<b>\$661,739</b>	<b>\$23,012,729</b>	<b>\$0</b>	<b>\$4,725,003</b>	<b>208.1</b>
<b>CHANGES FROM FY 2020-21 APPROPRIATION</b>						
Annualize prior year budget actions	\$538,310	\$0	\$538,310	\$0	\$0	5.5
Annualize prior year legislation	109	0	109	0	0	0.0
Indirect cost assessment	(929,706)	0	(932,157)	0	2,451	0.0
<b>TOTAL FY 2021-22 LONG BILL APPROPRIATION</b>	<b>\$28,008,184</b>	<b>\$661,739</b>	<b>\$22,618,991</b>	<b>\$0</b>	<b>\$4,727,454</b>	<b>213.6</b>
\$ Change from prior year	(\$391,287)	\$0	(\$393,738)	\$0	\$2,451	5.5
% Change from prior year	(1.4%)	0.0%	(1.7%)	n/a	0.1%	2.6%

**WATER QUALITY CONTROL DIVISION:** This division is comprised of three subdivisions: Administration, Clean Water Program, and Drinking Water Program.

(A) Administration - This subdivision provides management and support staff for the Water Quality Control Commission, clerical support for other subdivisions, and maintains a centralized records system for the Division. This subdivision is responsible for training and certifying the operators of all water and wastewater treatment facilities in the state. Funding for this subdivision is from the General Fund, various division cash funds including the Water Quality Control Fund and the Drinking Water Fund, and federal funds.

(B) Clean Water Sectors - This subdivision is responsible for issuing discharge permits, monitoring compliance with permits, conducting inspections, providing technical assistance, and as necessary, pursuing enforcement actions for the six industry sectors. The sectors are construction, commerce and industry, municipal separate storm sewer systems, pesticides, public and private utilities, and water quality certification. Funding for the Sectors is from the General Fund, cash funds from the sector specific cash funds, and federal funds.

(C) Clean Water Program - This subdivision funds grants and contracts primarily to local governments for the Non-Point Source Program and the Water Quality Improvement Program. Funding for this subdivision is from the General Fund, the Water Quality Improvement Fund, reappropriated funds from the Department of Agriculture, and federal funds.

(D) Drinking Water Program - This subdivision is established under the federal Safe Drinking Water Act and implements measures to ensure that public water systems throughout Colorado provide safe drinking water for Colorado citizens. Funding for this subdivision is from the General Fund, the Drinking Water Cash Fund, and federal funds.

WATER QUALITY CONTROL DIVISION						
	TOTAL FUNDS	GENERAL FUND	CASH FUNDS	REAPPROPRIATED FUNDS	FEDERAL FUNDS	FTE
<b>FY 2020-21 Appropriation</b>	<b>\$27,578,239</b>	<b>\$5,109,975</b>	<b>\$8,025,254</b>	<b>\$95,202</b>	<b>\$14,347,808</b>	<b>180.7</b>
CHANGES FROM FY 2020-21 APPROPRIATION						
Indirect cost assessment	\$83,459	\$0	(\$169,409)	\$0	\$252,868	0.0
Annualize prior year legislation	3,313	15	242	0	3,056	0.0
<b>TOTAL FY 2021-22 LONG BILL APPROPRIATION</b>	<b>\$27,665,011</b>	<b>\$5,109,990</b>	<b>\$7,856,087</b>	<b>\$95,202</b>	<b>\$14,603,732</b>	<b>180.7</b>
\$ Change from prior year	\$86,772	\$15	(\$169,167)	\$0	\$255,924	0.0
% Change from prior year	0.3%	0.0%	(2.1%)	0.0%	1.8%	0.0%

**HAZARDOUS MATERIALS AND WASTE MANAGEMENT DIVISION:** This division is comprised of six subdivisions: Administration, Hazardous Waste Control Program, Solid Waste Control Program, Contaminated Site Cleanups and Remediation Programs, Radiation Management, and the Waste Tire Program.

(A) Administration - This subdivision provides division-wide administrative and management support services. Funding for this subdivision is from divisional cash funds including the Hazardous Substance Response Fund, reappropriated funds from the Department of Local Affairs, and federal funds.

(B) Hazardous Waste Control Program - This subdivision has four primary responsibilities: permitting, compliance assurance, corrective action, and compliance assistance. This program monitors compliance and enforces hazardous waste regulations for over 500 large-quantity hazardous waste generators, 3,000 small generators, hazardous waste transporters, and 50 hazardous waste treatment, storage and disposal facilities. Funding for this subdivision is from the Hazardous Waste Service Fee and Illegal Drug Laboratory Funds, and federal funds.

(C) Solid Waste Control Program - This subdivision is responsible for the regulation of all solid waste management facilities in Colorado, including landfills, composting facilities, recycling facilities, transfer facilities, certain types of waste surface impoundments, asbestos waste facilities, solid waste incinerators, and medical waste facilities. Funding for this subdivision is from cash funds, including the Solid Waste Management Fund and the Radiation Control Fund.

(D) Contaminated Site Cleanups and Remediation Programs - This subdivision is comprised of the following programs and is funded primarily from the Hazardous Substance Response Fund and federal funds.

- The Superfund Program works with the federal Environmental Protection Agency as either the lead agency or support agency in the review and implementation of cleanup plans and oversight of the cleanup work at superfund sites. Funding for cleanup of the Rocky Mountain Arsenal superfund site is included in this program.
- The Contaminated Site Cleanups Program works to facilitate the cleanup of contaminated sites that have not been designated as superfund sites.
- The subdivision provides the Department of Law with technical support relating to the federal Comprehensive Environmental Response, Compensation, and Liability Act (CERCLA).
- The Uranium Mill Tailings Remedial Action Program assists local governments in managing mill tailings that were not removed during cleanup and are disturbed during road work or other renewal or building activities.
- The Rocky Flats Program is responsible for monitoring long-term operations and maintenance of continuing remedy components (i.e., ground water cleanups, and landfill caps), and closing out the administrative aspects of the regulatory process for site remediation at Rocky Flats.

(E) Radiation Management - This subdivision provides regulatory services for radioactive materials through the review of license applications and inspections of facilities; administration of contract services with local public health agencies for indoor radon testing, prevention, and education; and monitoring low-level radioactive waste producers by ensuring proper and economically sound disposal. Funding for this subdivision is primarily from the Radiation Control Fund and federal funds.

(F) Waste Tire Program - This subdivision is responsible for regulating the reuse and disposal of waste tires including: regulation of waste tire haulers and facilities that generate, collect, store, process and/or use waste tires; awarding grants to local agencies for equipment, training and other activities related to prevention and response to waste tire fires; developing initiatives designed to encourage the recycling or reuse of waste tires; and payment of rebates to waste tire end users. Funding for this subdivision is from cash funds from the \$2.00 fee on waste tires.

HAZARDOUS MATERIALS AND WASTE MANAGEMENT DIVISION						
	TOTAL FUNDS	GENERAL FUND	CASH FUNDS	REAPPROPRIATED FUNDS	FEDERAL FUNDS	FTE
<b>FY 2020-21 Appropriation</b>	<b>\$32,053,882</b>	<b>\$0</b>	<b>\$23,286,251</b>	<b>\$308,671</b>	<b>\$8,458,960</b>	<b>112.5</b>
CHANGES FROM FY 2020-21 APPROPRIATION						
Capital construction Superfund	\$11,666,666	\$0	\$1,169,181	\$0	\$10,497,485	0.0
Other technical adjustments	16,060	0	16,060	0	0	0.0
Indirect cost assessment	(690,750)	0	(662,159)	(1,405)	(27,186)	0.0
Annualize prior year legislation	(6,104)	0	(6,155)	1	50	0.0
<b>TOTAL FY 2021-22 LONG BILL APPROPRIATION</b>	<b>\$43,039,754</b>	<b>\$0</b>	<b>\$23,803,178</b>	<b>\$307,267</b>	<b>\$18,929,309</b>	<b>112.5</b>
\$ Change from prior year	\$10,985,872	\$0	\$516,927	(\$1,404)	\$10,470,349	0.0
% Change from prior year	34.3%	n/a	2.2%	(0.5%)	123.8%	0.0%

**OFFICE OF HIV, VIRAL HEPATITIS, AND STI'S:** This division was created in FY 2021-22 by a Long Bill reorganization. The office has been moved from the Disease Control division and is responsible for disease control programs that are designed to control and prevent certain communicable diseases including: sexually transmitted infections, HIV, AIDS, and hepatitis. This division is funded by General Fund, cash funds from the Tobacco Master Settlement Agreement, and federal funds.

OFFICE OF HIV, VIRAL HEPATITIS AND STI'S						
	TOTAL FUNDS	GENERAL FUND	CASH FUNDS	REAPPROPRIATED FUNDS	FEDERAL FUNDS	FTE
<b>FY 2020-21 Appropriation</b>	<b>\$0</b>	<b>\$0</b>	<b>\$0</b>	<b>\$0</b>	<b>\$0</b>	<b>0.0</b>
CHANGES FROM FY 2020-21 APPROPRIATION						
Long Bill reorganization	\$33,456,773	\$1,945,977	\$7,487,100	\$15,252	\$24,008,444	52.6
<b>TOTAL FY 2021-22 LONG BILL APPROPRIATION</b>	<b>\$33,456,773</b>	<b>\$1,945,977</b>	<b>\$7,487,100</b>	<b>\$15,252</b>	<b>\$24,008,444</b>	<b>52.6</b>
\$ Change from prior year	\$33,456,773	\$1,945,977	\$7,487,100	\$15,252	\$24,008,444	52.6
% Change from prior year	n/a	n/a	n/a	n/a	n/a	n/a

**DIVISION OF ENVIRONMENTAL HEALTH AND SUSTAINABILITY:** This division is responsible for providing services that assure safe restaurants, schools, and child care facilities; assures the safety of food from production to consumption; maintains acceptable conditions in state correctional and tanning facilities; protects land, water and air quality resources affected by the agricultural animal feeding industry; and protects and improves Colorado’s environment through programs that conserve and reuse resources, prevent pollution, and advance the principles of sustainable development. This division is funded by General Fund, cash funds, reappropriated funds, and federal funds. The major sources of cash funds are from license fees for businesses. Reappropriated funds are from the Departments of Corrections and Human Services for the inspection of institutions and child care facilities.

DIVISION OF ENVIRONMENTAL HEALTH AND SUSTAINABILITY						
	TOTAL FUNDS	GENERAL FUND	CASH FUNDS	REAPPROPRIATED FUNDS	FEDERAL FUNDS	FTE
<b>FY 2020-21 Appropriation</b>	<b>\$25,704,089</b>	<b>\$8,649,134</b>	<b>\$8,771,697</b>	<b>\$6,891,730</b>	<b>\$1,391,528</b>	<b>45.2</b>
<b>CHANGES FROM FY 2020-21 APPROPRIATION</b>						
Long Bill reorganization	\$1,459,801	\$77,784	\$495,026	\$0	\$886,991	11.0
Indirect cost assessment	77,583	0	116,165	0	(38,582)	0.0
Annualize prior year legislation	(13,843,293)	(6,696,471)	(7,146,822)	0	0	(0.9)
<b>TOTAL FY 2021-22 LONG BILL APPROPRIATION</b>	<b>\$13,398,180</b>	<b>\$2,030,447</b>	<b>\$9,016,066</b>	<b>\$111,730</b>	<b>\$2,239,937</b>	<b>55.3</b>
\$ Change from prior year	(\$12,305,909)	(\$6,618,687)	\$244,369	(\$6,780,000)	\$848,409	10.1
% Change from prior year	(47.9%)	(76.5%)	2.8%	(98.4%)	61.0%	22.3%

**PREVENTION SERVICES DIVISION:** This division is comprised of the following five subdivisions: Administration, Chronic Disease Prevention Programs, Primary Care Office, Family and Community Health, and Nutrition Services.

(A) Administration - This subdivision provides administrative services to the other division programs. Funding for this subdivision is from the General Fund, various division cash funds, and federal funds.

(B) Chronic Disease Prevention Programs - This subdivision provides targeted prevention services for specific chronic diseases including: breast and cervical cancer, lung cancer, and cardiovascular and chronic pulmonary disease. This subdivision also includes oral health programs and tobacco cessation, education, and prevention programs. Funding for this subdivision includes the Prevention, Early Detection, and Treatment Fund and the Tobacco Education Programs Fund which receive revenue from the Amendment 35 tobacco tax, Medicaid reappropriated funds, and federal funds.

(C) Primary Care Office - This subdivision assesses the need for primary health care professionals in various parts of the state and directs incentives to qualified professionals and clinics willing to serve in areas that are short of providers. Funding for this subdivision includes General Fund, cash funds from the Tobacco Master Settlement Agreement, and federal funds.

(D) Family and Community Health - This subdivision includes the following three program areas: (1) Women's Health Programs, (2) Children and Youth Programs, and (3) Injury, Suicide, and Violence Prevention Programs. Women's Health Programs include health and family planning services for low-income women, prenatal and postpartum services, and counseling and education to low-income pregnant women and their newborns. Children and Youth Programs include the children with special needs health care program, genetics counseling for children with possible genetic disorders, and school-based health centers. Injury, Suicide and Prevention Programs include suicide and injury

prevention programs. Funding for this subdivision includes General Fund, cash funds from the Newborn Screening and Genetic Counseling Cash Funds and the Marijuana Tax Cash Fund, and federal funds.

(E) Nutrition Services - This subdivision includes the Women, Infants and Children (WIC) Nutrition Program and the Child and Adult Food Care Program. WIC provides a monthly check to low-income (185.0 percent of federal poverty guidelines) women and children who are at-risk of poor nutritional outcomes. The Child and Adult Food Care Program provides reimbursement for nutritious foods to participating child care centers, Head Start programs, family day care homes, and adult day care centers. These programs are entirely federally funded.

PREVENTION SERVICES DIVISION						
	TOTAL FUNDS	GENERAL FUND	CASH FUNDS	REAPPROPRIATED FUNDS	FEDERAL FUNDS	FTE
<b>FY 2020-21 Adjusted Appropriation</b>	<b>\$232,804,936</b>	<b>\$19,543,187</b>	<b>\$62,328,887</b>	<b>\$3,086,429</b>	<b>\$147,846,433</b>	<b>203.8</b>
<b>CHANGES FROM FY 2020-21 APPROPRIATION</b>						
Tobacco related adjustments	\$7,322,496	\$0	\$7,322,496	\$0	\$0	0.0
Annualize prior year budget actions	6,008,807	1,797,769	4,211,038	0	0	3.7
Indirect cost assessment	2,883,983	0	1,612,385	(926)	1,272,524	0.0
Healthy foods incentive program	300,000	300,000	0	0	0	0.0
Annualize prior year legislation	161,089	23	161,066	0	0	0.0
Increasing equity in health outcomes	77,752	77,752	0	0	0	1.0
Extend marijuana education campaign reduction	(3,700,000)	0	(3,700,000)	0	0	(1.7)
Opiate antagonist true-up	(950,000)	0	(950,000)	0	0	0.0
Non-prioritized decision items	(86,260)	(86,260)	0	0	0	0.0
<b>TOTAL FY 2021-22 LONG BILL APPROPRIATION</b>	<b>\$244,822,803</b>	<b>\$21,632,471</b>	<b>\$70,985,872</b>	<b>\$3,085,503</b>	<b>\$149,118,957</b>	<b>206.8</b>
\$ Change from prior year	\$12,017,867	\$2,089,284	\$8,656,985	(\$926)	\$1,272,524	3.0
% Change from prior year	5.2%	10.7%	13.9%	(0.0%)	0.9%	1.5%

**HEALTH FACILITIES AND EMERGENCY MEDICAL SERVICES DIVISION:** This division is comprised of three subdivisions.

(A) Operations Management - This subdivision provides division-wide services to the Health Facilities Program. Funding for this subdivision is General Fund, divisional cash funds, and federal funds.

(B) Health Facilities Programs - This subdivision is responsible for the licensing and regulation of eleven types of medical facilities. Licensing activities conducted by the division include performing fitness reviews, conducting fire safety inspections, investigating complaints, and conducting enforcement activities. General Fund is required pursuant to Section 25-3-103.1, C.R.S., so that fees paid by non-government owned facilities do not subsidize the regulation of government-owned facilities. Funding for this subdivision is from the General Fund, cash funds including the Assisted Living Residences Cash Fund and the Health Facilities General Licensure Cash Fund, Medicaid reappropriated funds, and federal funds.

(C) Emergency Medical Services - This subdivision supports the emergency medical and trauma services system which provides transportation and immediate care to the ill and injured 24 hours a day, 365 days a year. Emergency medical and trauma care services are defined as the immediate health care services needed as a result of an injury or sudden illness, particularly when there is a threat to life or long-term functional abilities. Funding through this subdivision is provided to the Rocky Mountain Poison Control Center for operation of the poison center and call line. Funding for

this subdivision includes General Fund, cash funds including the Emergency Medical Services Account within the Highway Users Tax Fund, and federal funds.

HEALTH FACILITIES AND EMERGENCY MEDICAL SERVICES DIVISION						
	TOTAL FUNDS	GENERAL FUND	CASH FUNDS	REAPPROPRIATED FUNDS	FEDERAL FUNDS	FTE
<b>FY 2020-21 Appropriation</b>	<b>\$34,568,031</b>	<b>\$1,937,678</b>	<b>\$19,531,320</b>	<b>\$6,913,958</b>	<b>\$6,185,075</b>	<b>182.7</b>
CHANGES FROM FY 2020-21 APPROPRIATION						
Annualize prior year legislation	\$93,075	(\$725)	\$93,767	\$33	\$0	1.7
Indirect cost assessment	(480,158)	0	(232,003)	(158,613)	(89,542)	0.0
<b>TOTAL FY 2021-22 LONG BILL APPROPRIATION</b>	<b>\$34,180,948</b>	<b>\$1,936,953</b>	<b>\$19,393,084</b>	<b>\$6,755,378</b>	<b>\$6,095,533</b>	<b>184.4</b>
\$ Change from prior year	(\$387,083)	(\$725)	(\$138,236)	(\$158,580)	(\$89,542)	1.7
% Change from prior year	(1.1%)	(0.0%)	(0.7%)	(2.3%)	(1.4%)	0.9%

# DEPARTMENT OF PUBLIC SAFETY

**Description:** The Department of Public Safety enforces traffic laws, operates the state law enforcement training academy, assists state and local law enforcement in investigating crime and in enforcing criminal laws, maintains fingerprint records and DNA profiles, operates the statewide crime reporting system, and provides forensic laboratory services. The Department also assists in solving fire safety problems, administers a uniform statewide fire reporting system, trains firefighters and first responders, coordinates the state's response to the threat of terrorism, investigates organized crime, provides funding and oversight for the state's community corrections programs, promotes evidence-based criminal justice practices, assists the Domestic Violence Offender Management Board and the Sex Offender Management Board, and analyzes and distributes criminal justice data and information.

DEPARTMENT OF PUBLIC SAFETY						
	TOTAL FUNDS	GENERAL FUND	CASH FUNDS	REAPPROPRIATED FUNDS	FEDERAL FUNDS	FTE
FY 2020-21 Appropriation	\$509,775,119	\$153,002,763	\$239,809,145	\$47,045,235	\$69,917,976	1,922.3
Long Bill supplemental	216,597	176,541	(18,200)	58,256	0	0.0
<b>FY 2020-21 Adjusted Appropriation</b>	<b>\$509,991,716</b>	<b>\$153,179,304</b>	<b>\$239,790,945</b>	<b>\$47,103,491</b>	<b>\$69,917,976</b>	<b>1,922.3</b>
<b>CHANGES FROM FY 2020-21 APPROPRIATION</b>						
Wildfire stimulus package	\$13,222,867	\$11,422,867	\$1,200,000	\$600,000	\$0	17.3
Centrally appropriated line items	5,624,419	3,919,575	6,564,798	(4,552,656)	(307,298)	0.0
Indirect cost adjustment	5,347,598	(3,067,991)	(397,418)	10,068,950	(1,255,943)	0.0
Increase body-worn camera grant funding	3,000,000	3,000,000	0	0	0	0.0
Common policy provider rate adjustment	1,890,654	1,825,918	0	64,736	0	0.0
State personal protective equipment and stockpile	1,306,057	1,306,057	0	0	0	5.0
Underground market marijuana interdiction unit	890,901	0	890,901	0	0	5.0
Technical spending authority adjustments	700,000	0	700,000	0	0	0.0
Enhance school safety incident response grant	250,000	0	250,000	0	0	0.0
Licensing behavioral health entities	114,107	0	114,107	0	0	1.0
Annual depreciation - lease equivalent payment adjustment	54,738	0	54,738	0	0	0.0
Refinance troopers with vehicle inspection funds	0	(293,962)	293,962	0	0	0.0
Technical FTE adjustment	0	0	0	0	0	3.7
Annualize prior year legislation	(7,970,506)	(1,903,943)	(6,386,822)	319,728	531	5.1
Annualize prior year budget action	(2,512,712)	1,264,042	(3,232,144)	(561,757)	17,147	(21.5)
Community corrections grants	(1,651,599)	(1,651,599)	0	0	0	0.0
Remove funding for EPIC Resource Center	(1,118,865)	(1,118,865)	0	0	0	(9.0)
Administrative efficiencies	(169,404)	(169,404)	0	0	0	0.0
<b>TOTAL FY 2021-22 LONG BILL APPROPRIATION</b>	<b>\$528,969,971</b>	<b>\$167,711,999</b>	<b>\$239,843,067</b>	<b>\$53,042,492</b>	<b>\$68,372,413</b>	<b>1,928.9</b>
\$ Change from prior year	\$18,978,255	\$14,532,695	\$52,122	\$5,939,001	(\$1,545,563)	6.6
% Change from prior year	3.7%	9.5%	0.0%	12.6%	(2.2%)	0.3%

## DESCRIPTION OF INCREMENTAL CHANGES

**LONG BILL SUPPLEMENTAL:** The bill includes an increase of \$216,597 total funds, including \$176,541 General Fund, for vehicle lease payments in FY 2020-21.

**WILDFIRE STIMULUS PACKAGE:** The bill includes an increase of \$13,222,867 total funds, including \$11,422,867 General Fund for the Wildfire Stimulus Package. The increase is the continuation of actions taken in the Department's

supplemental bill for extended contracts for firefighting aircraft, additional personnel, and state assistance for local capacity.

**CENTRALLY APPROPRIATED LINE ITEMS:** The bill includes an increase of \$5,624,419 total funds related to employee benefits and other centrally appropriated line items.

CENTRALLY APPROPRIATED LINE ITEMS						
	TOTAL FUNDS	GENERAL FUND	CASH FUNDS	REAPPROPRIATED FUNDS	FEDERAL FUNDS	FTE
Salary survey	\$5,088,375	\$1,158,242	\$3,559,243	\$432,500	(\$61,610)	0.0
Vehicle lease payment	1,094,126	(388,345)	1,350,757	111,950	19,764	0.0
Health, life, and dental	670,753	221,848	219,243	375,110	(145,448)	0.0
Payment to risk management / property funds	270,954	36,180	0	234,774	0	0.0
PERA Direct Distribution	178,494	39,668	101,354	37,472	0	0.0
Capitol complex leased space	175,191	125,073	42,779	7,339	0	0.0
Shift differential	20,352	(22)	17,194	3,180	0	0.0
Payments to OIT	(1,423,437)	2,635,642	1,465,752	(5,506,220)	(18,611)	0.0
Workers' compensation	(184,348)	0	(78,273)	(106,075)	0	0.0
Legal services common policy	(134,143)	36,794	0	(170,937)	0	0.0
CORE	(50,490)	0	0	(50,490)	0	0.0
AED	(33,095)	28,783	(51,524)	39,372	(49,726)	0.0
SAED	(33,095)	28,783	(51,524)	39,372	(49,726)	0.0
Short-term disability	(14,908)	(2,761)	(10,203)	(3)	(1,941)	0.0
Administrative law judge services	(310)	(310)	0	0	0	0.0
<b>TOTAL</b>	<b>\$5,624,419</b>	<b>\$3,919,575</b>	<b>\$6,564,798</b>	<b>(\$4,552,656)</b>	<b>(\$307,298)</b>	<b>0.0</b>

**INDIRECT COST ASSESSMENT:** The bill includes a net increase in the Department's indirect cost assessment.

**INCREASE BODY-WORN CAMERA GRANT FUNDING:** The bill includes a new line item with \$3,000,000 General Fund to support grants to local law enforcement agencies. These funds would help some local law enforcement agencies comply with the requirements of S.B. 20-217 (Enhance Law Enforcement Integrity), which mandates the use of body-worn cameras by law enforcement officers in Colorado by July 1, 2023.

**COMMON POLICY PROVIDER RATE ADJUSTMENT:** The bill includes an increase of \$1,890,654 total funds to reflect the impact of a 2.5 percent common policy provider rate increase.

**STATE PERSONAL PROTECTIVE EQUIPMENT AND STOCKPILE:** The bill includes an increase of \$1,306,057 General Fund and 5.0 FTE to continue the State PPE Stockpile funded in the Department's supplemental bill.

**UNDERGROUND MARKET MARIJUANA INTERDICTION UNIT:** The bill includes a continuation of \$890,901 cash fund spending authority from the Marijuana Tax Cash Fund and 5.0 FTE to maintain funding for Criminal Investigators who assist rural law enforcement agencies in the investigation of illegal marijuana growing operations.

**TECHNICAL SPENDING AUTHORITY ADJUSTMENT:** The bill includes an increase of \$700,000 cash fund spending authority in State Patrol to align spending authority with expenses incurred and revenues collected.

**ENHANCE SCHOOL SAFETY INCIDENT RESPONSE GRANT:** The bill includes an increase of \$250,000 cash funds from the Marijuana Tax Cash Fund for the Enhance School Safety Incident Response grant.

**LICENSING BEHAVIORAL HEALTH ENTITIES:** The bill includes an increase of \$114,107 cash funds and 1.0 FTE to provide increased support for facility inspections under H.B. 19-1237 (Licensing Behavioral Health).

**ANNUAL DEPRECIATION – LEASE EQUIVALENT PAYMENT:** The bill includes an increase of \$54,738 cash funds for lease equivalent payments associated with a new Port of Entry in Loma.



**REFINANCE TROOPERS WITH VEHICLE INSPECTION FUNDS:** The bill includes a net-zero refinance of two positions in State Patrol from \$293,962 General Fund to cash funds from the Vehicle Identification Number Inspection Fund.

**TECHNICAL FTE ADJUSTMENT:** The bill includes technical increase of 3.7 FTE that result in a \$0 net effect in total funds.

**ANNUALIZE PRIOR YEAR LEGISLATION:** The bill includes adjustments for the out-year impacts of prior year legislation.

ANNUALIZE PRIOR YEAR LEGISLATION						
	TOTAL FUNDS	GENERAL FUND	CASH FUNDS	REAPPROPRIATED FUNDS	FEDERAL FUNDS	FTE
HB 20-1379 PERA direct distribution	\$3,859,353	\$1,021,162	\$2,518,486	\$319,705	\$0	0.0
SB 20-217 Enhance law enforcement integrity	1,700,708	579,690	1,121,018	0	0	2.8
HB 20-1153 Colorado partnership	151,647	151,647	0	0	0	1.0
HB 19-1237 Licensing behavioral health	117,540	0	117,540	0	0	1.0
SB 20-197 Aligning state and federal law	6,810	0	6,810	0	0	0.3
SB18-200 PERA unfunded liability	2,039	1,281	204	23	531	0.0
SB 17-261 Flood recovery account	(12,824,764)	(3,657,723)	(9,167,041)	0	0	0.0
SB 20-218 CDPHE Hazardous substance response	(983,839)	0	(983,839)	0	0	0.0
<b>TOTAL</b>	<b>(\$7,970,506)</b>	<b>(\$1,903,943)</b>	<b>(\$6,386,822)</b>	<b>\$319,728</b>	<b>\$531</b>	<b>5.1</b>

**ANNUALIZE PRIOR YEAR BUDGET ACTIONS:** The bill includes adjustments for the out-year impacts of prior year budget actions.

ANNUALIZE PRIOR YEAR BUDGET ACTIONS						
	TOTAL FUNDS	GENERAL FUND	CASH FUNDS	REAPPROPRIATED FUNDS	FEDERAL FUNDS	FTE
Community corrections caseload adjustment	\$10,439,478	\$10,439,478	\$0	\$0	\$0	0.0
Health, life, dental reduction	2,064,868	2,064,868	0	0	0	0.0
Statewide indirect cost assessment	1,090,080	0	0	1,090,080	0	0.0
Salary survey	767,195	187,657	497,373	67,890	14,275	0.0
State trooper refinance	0	293,962	(293,962)	0	0	0.0
Align dispatch with billing	0	0	(9,145)	6,273	2,872	0.0
Wildfire stimulus package	(14,037,260)	(10,811,260)	(1,500,000)	(1,726,000)	0	0.0
Processing firearms transfers	(1,035,509)	0	(1,035,509)	0	0	(15.0)
Marijuana enforcement division	(890,901)	0	(890,901)	0	0	(5.0)
Capitol security	(520,380)	(520,380)	0	0	0	0.0
State personal protective equipment stockpile	(385,580)	(385,580)	0	0	0	(1.5)
State recovery section	(4,703)	(4,703)	0	0	0	0.0
<b>TOTAL</b>	<b>(\$2,512,712)</b>	<b>\$1,264,042</b>	<b>(\$3,232,144)</b>	<b>(\$561,757)</b>	<b>\$17,147</b>	<b>(21.5)</b>

**COMMUNITY CORRECTIONS GRANTS:** The bill includes a decrease of \$1,651,599 General Fund. This decrease offsets the increase associated with the approved common policy provider rate increase of 2.5 percent, leaving FY 2021-22 appropriations at the same level as FY 2020-21 starting appropriations.

**REMOVE FUNDING FOR EPIC RESOURCE CENTER:** The bill includes a decrease of \$1,118,865 General Fund and 9.0 FTE to the EPIC Resource Center line item and centrally appropriated line items in the EDO, removing all funding for the EPIC Resource Center.

**ADMINISTRATIVE EFFICIENCIES:** The bill includes a reduction of \$169,404 General Fund across four Divisions. The reductions reflect cost savings realized by the Department during the COVID-19 pandemic that can be implemented on an ongoing basis without operational impacts.

## SUMMARY OF CHANGES BY LONG BILL DIVISION

SUMMARY TABLE FOR DEPARTMENT OF PUBLIC SAFETY						
	TOTAL FUNDS	GENERAL FUND	CASH FUNDS	REAPPROPRIATED FUNDS	FEDERAL FUNDS	FTE
FY 2020-21 Appropriation	\$509,775,119	\$153,002,763	\$239,809,145	\$47,045,235	\$69,917,976	1,922.3
Long Bill supplemental	216,597	176,541	(18,200)	58,256	0	0.0
<b>FY 2020-21 Adjusted Appropriation</b>	<b>\$509,991,716</b>	<b>\$153,179,304</b>	<b>\$239,790,945</b>	<b>\$47,103,491</b>	<b>\$69,917,976</b>	<b>1,922.3</b>
CHANGES FROM FY 2020-21 BY LONG BILL DIVISION						
Executive Director's Office	\$13,695,889	\$5,954,199	\$1,550,816	\$6,353,933	(\$163,059)	6.8
Colorado State Patrol	7,384,107	(548,996)	8,030,655	527,749	(625,301)	1.0
Division of Fire Prevention and Control	(1,576,660)	(405,276)	(37,241)	(1,107,826)	(26,317)	13.5
Division of Criminal Justice	13,019,595	13,216,681	16,085	64,736	(277,907)	(7.2)
Colorado Bureau of Investigation	(964,644)	(215,260)	(596,616)	100,409	(253,177)	(11.0)
Division of Homeland Security and Emergency Management	(12,580,032)	(3,468,653)	(8,911,577)	0	(199,802)	3.5
<b>TOTAL FY 2021-22 LONG BILL APPROPRIATION</b>	<b>\$528,969,971</b>	<b>\$167,711,999</b>	<b>\$239,843,067</b>	<b>\$53,042,492</b>	<b>\$68,372,413</b>	<b>1,928.9</b>
\$ Change from prior year	\$18,978,255	\$14,532,695	\$52,122	\$5,939,001	(\$1,545,563)	6.6
% Change from prior year	3.7%	9.5%	0.0%	12.6%	(2.2%)	0.3%

## APPROPRIATION DETAIL BY LONG BILL DIVISION

**EXECUTIVE DIRECTOR'S OFFICE:** This office is responsible for the management and administration of the Department including: policy development, human resources, accounting, purchasing, and budgeting. This office includes the Witness Protection Program, the Colorado Integrated Criminal Justice Information System (CICJIS), and the School Safety Resource Center.

EXECUTIVE DIRECTOR'S OFFICE						
	TOTAL FUNDS	GENERAL FUND	CASH FUNDS	REAPPROPRIATED FUNDS	FEDERAL FUNDS	FTE
FY 2020-21 Appropriation	\$71,693,840	\$14,332,942	\$35,075,822	\$21,007,391	\$1,277,685	128.2
Long Bill supplemental	216,597	176,541	(18,200)	58,256	0	0.0
<b>FY 2020-21 Adjusted Appropriation</b>	<b>\$71,910,437</b>	<b>\$14,509,483</b>	<b>\$35,057,622</b>	<b>\$21,065,647</b>	<b>\$1,277,685</b>	<b>128.2</b>
CHANGES FROM FY 2020-21 APPROPRIATION						
Annualize prior year legislation	\$4,032,857	\$1,172,818	\$2,540,334	\$319,705	\$0	1.0
Centrally appropriated line items	3,971,264	4,123,492	4,694,498	(4,669,392)	(177,334)	0.0
Annualize prior year budget action	3,540,255	2,051,269	316,741	1,157,970	14,275	0.0
Wildfire stimulus package	976,898	976,898	0	0	0	5.8
State personal protective equipment and stockpile	950,050	950,050	0	0	0	0.0
Indirect cost adjustment	228,932	(3,067,991)	(6,248,727)	9,545,650	0	0.0
Underground market marijuana interdiction unit	118,546	0	118,546	0	0	0.0
Annual depreciation - lease equivalent payment adjustment	54,738	0	54,738	0	0	0.0
Licensing behavioral health entities	12,600	0	12,600	0	0	0.0
Refinance troopers with vehicle inspection funds	0	(62,086)	62,086	0	0	0.0
Remove funding for EPIC Resource Center	(190,251)	(190,251)	0	0	0	0.0
<b>TOTAL FY 2021-22 LONG BILL APPROPRIATION</b>	<b>\$85,606,326</b>	<b>\$20,463,682</b>	<b>\$36,608,438</b>	<b>\$27,419,580</b>	<b>\$1,114,626</b>	<b>135.0</b>

**EXECUTIVE DIRECTOR'S OFFICE**

	TOTAL FUNDS	GENERAL FUND	CASH FUNDS	REAPPROPRIATED FUNDS	FEDERAL FUNDS	FTE
\$ Change from prior year	\$13,695,889	\$5,954,199	\$1,550,816	\$6,353,933	(\$163,059)	6.8
% Change from prior year	19.0%	41.0%	4.4%	30.2%	(12.8%)	5.3%

**COLORADO STATE PATROL:** The Colorado State Patrol is responsible for the safe and efficient movement of motor vehicle traffic on federal, state, and county roads in Colorado. The State Patrol enforces motor vehicle laws, assists motorists in need, conducts automotive and motor carrier safety checks, manages ports of entry for commercial traffic, investigates traffic accidents, and oversees the transportation of hazardous materials.

**COLORADO STATE PATROL**

	TOTAL FUNDS	GENERAL FUND	CASH FUNDS	REAPPROPRIATED FUNDS	FEDERAL FUNDS	FTE
<b>FY 2020-21 Appropriation</b>	<b>\$178,738,765</b>	<b>\$7,273,100</b>	<b>\$155,646,673</b>	<b>\$9,479,870</b>	<b>\$6,339,122</b>	<b>1,166.3</b>
<b>CHANGES FROM FY 2020-21 APPROPRIATION</b>						
Indirect cost adjustment	\$5,438,030	\$0	\$5,461,050	\$414,099	(\$437,119)	0.0
Centrally appropriated line items	1,629,055	(28,628)	1,741,389	107,354	(191,060)	0.0
Technical spending authority adjustments	700,000	0	700,000	0	0	0.0
Annualize prior year legislation	137,402	12	137,361	23	6	1.0
Refinance troopers with vehicle inspection funds	0	(231,876)	231,876	0	0	0.0
Annualize prior year budget action	(520,380)	(288,504)	(241,021)	6,273	2,872	0.0
<b>TOTAL FY 2021-22 LONG BILL APPROPRIATION</b>	<b>\$186,122,872</b>	<b>\$6,724,104</b>	<b>\$163,677,328</b>	<b>\$10,007,619</b>	<b>\$5,713,821</b>	<b>1,167.3</b>
\$ Change from prior year	\$7,384,107	(\$548,996)	\$8,030,655	\$527,749	(\$625,301)	1.0
% Change from prior year	4.1%	(7.5%)	5.2%	5.6%	(9.9%)	0.1%

**DIVISION OF FIRE PREVENTION AND CONTROL:** The Division of Fire Prevention and Control incorporates the former Office of Fire Safety and wildfire-related powers and duties of the State Forest Service previously housed in Colorado State University. The Division is tasked with fire code enforcement, training, certification, and wildfire preparedness, response, suppression, coordination, and management.

**DIVISION OF FIRE PREVENTION AND CONTROL**

	TOTAL FUNDS	GENERAL FUND	CASH FUNDS	REAPPROPRIATED FUNDS	FEDERAL FUNDS	FTE
<b>FY 2020-21 Appropriation</b>	<b>\$44,091,185</b>	<b>\$29,749,247</b>	<b>\$7,482,290</b>	<b>\$6,513,850</b>	<b>\$345,798</b>	<b>117.5</b>
<b>CHANGES FROM FY 2020-21 APPROPRIATION</b>						
Wildfire stimulus package	\$12,245,969	\$10,445,969	\$1,200,000	\$600,000	\$0	11.5
Licensing behavioral health entities	101,507	0	101,507	0	0	1.0
Annualize prior year legislation	95,715	15	95,700	0	0	1.0
Indirect cost adjustment	53,527	0	62,420	17,424	(26,317)	0.0
Centrally appropriated line items	3,882	0	3,132	750	0	0.0
Annualize prior year budget action	(14,037,260)	(10,811,260)	(1,500,000)	(1,726,000)	0	0.0
Administrative efficiencies	(40,000)	(40,000)	0	0	0	0.0
<b>TOTAL FY 2021-22 LONG BILL APPROPRIATION</b>	<b>\$42,514,525</b>	<b>\$29,343,971</b>	<b>\$7,445,049</b>	<b>\$5,406,024</b>	<b>\$319,481</b>	<b>131.0</b>
\$ Change from prior year	(\$1,576,660)	(\$405,276)	(\$37,241)	(\$1,107,826)	(\$26,317)	13.5
% Change from prior year	(3.6%)	(1.4%)	(0.5%)	(17.0%)	(7.6%)	11.5%

**DIVISION OF CRIMINAL JUSTICE:**

- Provides funding and oversight for the state's community corrections (OCC) programs and for the local boards that oversee and control those facilities;
- Administers state and federally funded grant programs that help state and local agencies assist crime victims, operates the state's Victim's Rights Act Compliance Program, and assists in implementing Colorado's Victim's Rights Amendment;
- Administers federally funded grant programs that help local and state law enforcement agencies improve the services they deliver and administers state- and federally-funded grant programs that target juvenile delinquency;
- Assists the Domestic Violence Offender Management Board and the Sex Offender Management Board in developing and implementing standards and policies for the evaluation, treatment, monitoring, and management of convicted adult domestic violence and sex offenders;
- Analyzes criminal justice data, evaluates criminal justice programs, conducts recidivism studies, provides research support to the Colorado Commission on Criminal and Juvenile Justice, and distributes information through publications, training programs, and its web site; and
- Helps strengthen the performance and professionalism of Colorado law enforcement agencies through training, education, and technical assistance programs.

DIVISION OF CRIMINAL JUSTICE						
	TOTAL FUNDS	GENERAL FUND	CASH FUNDS	REAPPROPRIATED FUNDS	FEDERAL FUNDS	FTE
<b>FY 2020-21 Appropriation</b>	<b>\$117,379,493</b>	<b>\$72,419,704</b>	<b>\$4,462,773</b>	<b>\$5,790,030</b>	<b>\$34,706,986</b>	<b>85.2</b>
CHANGES FROM FY 2020-21 APPROPRIATION						
Annualize prior year budget action	\$10,439,478	\$10,439,478	\$0	\$0	\$0	0.0
Increase body-worn camera grant funding	3,000,000	3,000,000	0	0	0	0.0
Common policy provider rate adjustment	1,890,654	1,825,918	0	64,736	0	0.0
Annualize prior year legislation	581,427	580,902	0	0	525	1.8
Community corrections grants	(1,651,599)	(1,651,599)	0	0	0	0.0
Remove funding for EPIC Resource Center	(928,614)	(928,614)	0	0	0	(9.0)
Indirect cost adjustment	(262,347)	0	16,085	0	(278,432)	0.0
Administrative efficiencies	(49,404)	(49,404)	0	0	0	0.0
<b>TOTAL FY 2021-22 LONG BILL APPROPRIATION</b>	<b>\$130,399,088</b>	<b>\$85,636,385</b>	<b>\$4,478,858</b>	<b>\$5,854,766</b>	<b>\$34,429,079</b>	<b>78.0</b>
\$ Change from prior year	\$13,019,595	\$13,216,681	\$16,085	\$64,736	(\$277,907)	(7.2)
% Change from prior year	11.1%	18.3%	0.4%	1.1%	(0.8%)	(8.5%)

**COLORADO BUREAU OF INVESTIGATION:** The Bureau provides information technology, laboratory, and investigative services to local, state, and federal law enforcement agencies upon request. The Colorado Crime Information Center (CCIC) provides information around the clock to law enforcement agencies on warrants, case status, stolen property, vehicle registration, known offenders, and drivers' licenses. The Bureau also operates the State's "instacheck" criminal background check program for the firearms industry. The laboratory analyzes DNA, fingerprint, firearms and tool marks, physiological fluids, chemical, document, and digital evidence, as well as trace evidence and shoe and tire track evidence.

COLORADO BUREAU OF INVESTIGATION						
	TOTAL FUNDS	GENERAL FUND	CASH FUNDS	REAPPROPRIATED FUNDS	FEDERAL FUNDS	FTE
<b>FY 2020-21 Appropriation</b>	<b>\$43,644,981</b>	<b>\$19,818,507</b>	<b>\$18,437,432</b>	<b>\$4,188,253</b>	<b>\$1,200,789</b>	<b>325.2</b>

COLORADO BUREAU OF INVESTIGATION						
	TOTAL FUNDS	GENERAL FUND	CASH FUNDS	REAPPROPRIATED FUNDS	FEDERAL FUNDS	FTE
<b>CHANGES FROM FY 2020-21 APPROPRIATION</b>						
Underground market marijuana interdiction unit	\$772,355	\$0	\$772,355	\$0	\$0	5.0
Indirect cost adjustment	181,937	0	306,728	91,777	(216,568)	0.0
Annualize prior year legislation	6,853	29	6,824	0	0	0.3
Technical FTE adjustment	0	0	0	0	0	3.7
Annualize prior year budget action	(1,807,864)	0	(1,807,864)	0	0	(20.0)
Centrally appropriated line items	(77,925)	(175,289)	125,341	8,632	(36,609)	0.0
Administrative efficiencies	(40,000)	(40,000)	0	0	0	0.0
<b>TOTAL FY 2021-22 LONG BILL APPROPRIATION</b>	<b>\$42,680,337</b>	<b>\$19,603,247</b>	<b>\$17,840,816</b>	<b>\$4,288,662</b>	<b>\$947,612</b>	<b>314.2</b>
\$ Change from prior year	(\$964,644)	(\$215,260)	(\$596,616)	\$100,409	(\$253,177)	(11.0)
% Change from prior year	(2.2%)	(1.1%)	(3.2%)	2.4%	(21.1%)	(3.4%)

**DIVISION OF HOMELAND SECURITY AND EMERGENCY MANAGEMENT:** The Division consists of three offices: Office of Emergency Management, Office of Prevention and Security, and Office of Preparedness. The Division is tasked with consolidating and restructuring the state's homeland security and disaster preparedness and response functions through better coordination of emergency management, homeland security, and public health entities.

DIVISION OF HOMELAND SECURITY AND EMERGENCY MANAGEMENT						
	TOTAL FUNDS	GENERAL FUND	CASH FUNDS	REAPPROPRIATED FUNDS	FEDERAL FUNDS	FTE
<b>FY 2020-21 Appropriation</b>	<b>\$54,226,855</b>	<b>\$9,409,263</b>	<b>\$18,704,155</b>	<b>\$65,841</b>	<b>\$26,047,596</b>	<b>99.9</b>
<b>CHANGES FROM FY 2020-21 APPROPRIATION</b>						
State personal protective equipment and stockpile	\$356,007	\$356,007	\$0	\$0	\$0	5.0
Enhance school safety incident response grant	250,000	0	250,000	0	0	0.0
Centrally appropriated line items	98,143	0	438	0	97,705	0.0
Annualize prior year legislation	(12,824,760)	(3,657,719)	(9,167,041)	0	0	0.0
Indirect cost adjustment	(292,481)	0	5,026	0	(297,507)	0.0
Annualize prior year budget action	(126,941)	(126,941)	0	0	0	(1.5)
Administrative efficiencies	(40,000)	(40,000)	0	0	0	0.0
<b>TOTAL FY 2021-22 LONG BILL APPROPRIATION</b>	<b>\$41,646,823</b>	<b>\$5,940,610</b>	<b>\$9,792,578</b>	<b>\$65,841</b>	<b>\$25,847,794</b>	<b>103.4</b>
\$ Change from prior year	(\$12,580,032)	(\$3,468,653)	(\$8,911,577)	\$0	(\$199,802)	3.5
% Change from prior year	(23.2%)	(36.9%)	(47.6%)	0.0%	(0.8%)	3.5%

# DEPARTMENT OF REGULATORY AGENCIES

**Description:** The mission of the Department of Regulatory Agencies (DORA) is defined as consumer protection, which is carried out through regulatory programs that license, establish standards, approve rates, investigate complaints, and conduct enforcement through boards, commissions, and advisory committees across a variety of professions, occupations, programs, and institutions.

DEPARTMENT OF REGULATORY AGENCIES						
	TOTAL FUNDS	GENERAL FUND	CASH FUNDS	REAPPROPRIATED FUNDS	FEDERAL FUNDS	FTE
<b>FY 2020-21 Appropriation</b>	<b>\$118,752,799</b>	<b>\$1,940,640</b>	<b>\$109,836,123</b>	<b>\$5,533,354</b>	<b>\$1,442,682</b>	<b>600.8</b>
<b>CHANGES FROM FY 2020-21 APPROPRIATION</b>						
Centrally appropriated line items	\$1,219,524	\$127,328	\$485,164	\$154,479	\$452,553	0.0
Annualize prior year legislation and budget actions	874,001	131,865	678,221	63,908	7	(1.1)
Indirect cost assessment	5,363	12,981	89,638	(92,170)	(5,086)	0.0
Technical adjustments	0	3,500	16,500	(20,000)	0	0.0
<b>TOTAL FY 2021-22 LONG BILL APPROPRIATION</b>	<b>\$120,851,687</b>	<b>\$2,216,314</b>	<b>\$111,105,646</b>	<b>\$5,639,571</b>	<b>\$1,890,156</b>	<b>599.7</b>
\$ Change from prior year	\$2,098,888	\$275,674	\$1,269,523	\$106,217	\$447,474	(1.1)
% Change from prior year	1.8%	14.2%	1.2%	1.9%	31.0%	(0.2%)

## DESCRIPTION OF INCREMENTAL CHANGES

**CENTRALLY APPROPRIATED LINE ITEMS:** The bill includes adjustments to centrally appropriated line items. These adjustments increased the appropriation to the Department by \$1,219,524 total funds, including an increase of \$127,328 General Fund and \$485,164 cash funds. The changes are outlined in the following table.

CENTRALLY APPROPRIATED LINE ITEMS						
	TOTAL FUNDS	GENERAL FUND	CASH FUNDS	REAPPROPRIATED FUNDS	FEDERAL FUNDS	FTE
Salary survey	\$1,491,333	\$52,552	\$1,289,085	\$93,870	\$55,826	0.0
Leased space	909,813	0	767,401	59,649	82,763	0.0
Payments to OIT	216,143	9,193	206,950	0	0	0.0
Payment to risk management / property funds	76,903	2,588	70,538	2,616	1,161	0.0
Department of Law adjustment	58,081	0	58,081	0	0	0.0
Annual fleet vehicle request	41,280	0	41,280	0	0	0.0
Health, life, and dental	31,789	80,651	(214,307)	(610)	166,055	0.0
PERA Direct Distribution	1,356	(7,134)	(32,135)	1,647	38,978	0.0
Legal services	(1,217,930)	(9,564)	(1,200,327)	(3,514)	(4,525)	0.0
OIT Budget request package	(199,721)	(7,871)	(191,850)	0	0	0.0
Administrative law judge	(79,340)	(3,585)	(75,755)	0	0	0.0
CORE	(59,411)	(2,302)	(53,324)	(3,059)	(726)	0.0
Workers' compensation	(16,508)	(542)	(15,175)	(243)	(548)	0.0
AED	(15,480)	6,608	(80,092)	2,113	55,891	0.0
SAED	(15,480)	6,608	(80,092)	2,113	55,891	0.0
Short-term disability	(3,304)	126	(5,114)	(103)	1,787	0.0
<b>TOTAL</b>	<b>\$1,219,524</b>	<b>\$127,328</b>	<b>\$485,164</b>	<b>\$154,479</b>	<b>\$452,553</b>	<b>0.0</b>

**ANNUALIZE PRIOR YEAR LEGISLATION AND BUDGET ACTIONS:** The bill includes adjustments related to prior year legislation and budget actions. These actions increased the appropriation to the Department by \$874,001 total funds, including \$131,865 General Fund and \$678,221 cash funds.

ANNUALIZE PRIOR YEAR LEGISLATION AND BUDGET ACTIONS						
	TOTAL FUNDS	GENERAL FUND	CASH FUNDS	REAPPROPRIATED FUNDS	FEDERAL FUNDS	FTE
HB 20-1379 Suspend DD to PERA	\$1,040,006	\$43,832	\$932,277	\$63,897	\$0	0.0
FY 20-21 GF HLD reduction	74,526	74,526	0	0	0	0.0
HB 20-1332 Prohibit Discrimination Housing	13,500	13,500	0	0	0	0.0
HB 20-1158 Insurance Coverage Infertility	4,165	0	4,165	0	0	0.1
SB 18-200 PERA unfunded liability	186	7	161	11	7	0.0
FY 19-20 Remove Talking Book Library Appropriation	(200,000)	0	(200,000)	0	0	0.0
SB 20-118 Hazardous materials transportation permit issuance	(41,837)	0	(41,837)	0	0	(1.0)
SB 20-030 Consumer Protections Utility	(16,545)	0	(16,545)	0	0	(0.2)
<b>TOTAL</b>	<b>\$874,001</b>	<b>\$131,865</b>	<b>\$678,221</b>	<b>\$63,908</b>	<b>\$7</b>	<b>(1.1)</b>

**INDIRECT COST ASSESSMENT:** The bill includes adjustments based on the Department's indirect cost assessment plan.

**TECHNICAL ADJUSTMENTS:** The bill includes technical adjustments to the fund sources for sunset reviews scheduled to take place in FY 2021-22.

## SUMMARY OF CHANGES BY LONG BILL DIVISION

SUMMARY TABLE FOR DEPARTMENT OF REGULATORY AGENCIES						
	TOTAL FUNDS	GENERAL FUND	CASH FUNDS	REAPPROPRIATED FUNDS	FEDERAL FUNDS	FTE
<b>FY 2020-21 Appropriation</b>	<b>\$118,752,799</b>	<b>\$1,940,640</b>	<b>\$109,836,123</b>	<b>\$5,533,354</b>	<b>\$1,442,682</b>	<b>600.8</b>
<b>CHANGES FROM FY 2020-21 BY LONG BILL DIVISION</b>						
Executive Director's Office and Administrative Services	\$2,275,986	\$249,186	\$1,375,860	\$198,387	\$452,553	0.0
Division of Banking	2,891	0	2,891	0	0	0.0
Civil Rights Division	(69,293)	26,488	0	(92,170)	(3,611)	0.0
Office of Consumer Counsel	504	0	504	0	0	0.0
Division of Financial Services	1,127	0	1,127	0	0	0.0
Division of Insurance	58,760	0	59,466	0	(706)	0.0
Public Utilities Commission	(255,920)	0	(255,158)	0	(762)	(1.1)
Division of Real Estate	29,445	0	29,445	0	0	0.0
Division of Professions and Occupations	21,212	0	21,212	0	0	0.0
Division of Securities	33,902	0	33,902	0	0	0.0
Division of Conservation	274	0	274	0	0	0.0
<b>TOTAL FY 2021-22 LONG BILL APPROPRIATION</b>	<b>\$120,851,687</b>	<b>\$2,216,314</b>	<b>\$111,105,646</b>	<b>\$5,639,571</b>	<b>\$1,890,156</b>	<b>599.7</b>
\$ Change from prior year	\$2,098,888	\$275,674	\$1,269,523	\$106,217	\$447,474	(1.1)
% Change from prior year	1.8%	14.2%	1.2%	1.9%	31.0%	(0.2%)

## APPROPRIATION DETAIL BY LONG BILL DIVISION

**EXECUTIVE DIRECTOR'S OFFICE AND ADMINISTRATIVE SERVICES:** Provides administrative and technical support for the Department's divisions and programs, including functions associated with accounting, purchasing, budgeting, communications, legislative services, and human resources. Also includes the Colorado Office of Policy, Research, and Regulatory Reform.

EXECUTIVE DIRECTOR'S OFFICE AND ADMINISTRATIVE SERVICES						
	TOTAL FUNDS	GENERAL FUND	CASH FUNDS	REAPPROPRIATED FUNDS	FEDERAL FUNDS	FTE
<b>FY 2020-21 Appropriation</b>	<b>\$52,501,920</b>	<b>\$790,343</b>	<b>\$47,137,128</b>	<b>\$4,328,845</b>	<b>\$245,604</b>	<b>31.5</b>
<b>CHANGES FROM FY 2020-21 APPROPRIATION</b>						
Centrally appropriated line items	\$1,161,443	\$127,328	\$427,083	\$154,479	\$452,553	0.0
Annualize prior year legislation and budget actions	1,114,543	118,358	932,277	63,908	0	0.0
Technical adjustments	0	3,500	16,500	(20,000)	0	0.0
<b>TOTAL FY 2021-22 LONG BILL APPROPRIATION</b>	<b>\$54,777,906</b>	<b>\$1,039,529</b>	<b>\$48,512,988</b>	<b>\$4,527,232</b>	<b>\$698,157</b>	<b>31.5</b>
\$ Change from prior year	\$2,275,986	\$249,186	\$1,375,860	\$198,387	\$452,553	0.0
% Change from prior year	4.3%	31.5%	2.9%	4.6%	184.3%	0.0%

**DIVISION OF BANKING:** Regulates state-chartered commercial banks, trust companies, money transmitters, and national banks and interstate banks that maintain public deposit accounts in Colorado. Regulates state-chartered commercial banks, trust companies, money transmitters, and national banks and interstate banks that maintain public deposit accounts in Colorado.

DIVISION OF BANKING						
	TOTAL FUNDS	GENERAL FUND	CASH FUNDS	REAPPROPRIATED FUNDS	FEDERAL FUNDS	FTE
<b>FY 2020-21 Appropriation</b>	<b>\$4,933,638</b>	<b>\$0</b>	<b>\$4,933,638</b>	<b>\$0</b>	<b>\$0</b>	<b>40.0</b>
<b>CHANGES FROM FY 2020-21 APPROPRIATION</b>						
Indirect cost assessment	\$2,877	\$0	\$2,877	\$0	\$0	0.0
Annualize prior year legislation and budget actions	14	0	14	0	0	0.0
<b>TOTAL FY 2021-22 LONG BILL APPROPRIATION</b>	<b>\$4,936,529</b>	<b>\$0</b>	<b>\$4,936,529</b>	<b>\$0</b>	<b>\$0</b>	<b>40.0</b>
\$ Change from prior year	\$2,891	\$0	\$2,891	\$0	\$0	0.0
% Change from prior year	0.1%	n/a	0.1%	n/a	n/a	0.0%

**CIVIL RIGHTS DIVISION:** Enforces Colorado's anti-discrimination laws in the areas of employment, housing, and public accommodations.

CIVIL RIGHTS DIVISION						
	TOTAL FUNDS	GENERAL FUND	CASH FUNDS	REAPPROPRIATED FUNDS	FEDERAL FUNDS	FTE
<b>FY 2020-21 Appropriation</b>	<b>\$2,347,040</b>	<b>\$1,150,297</b>	<b>\$0</b>	<b>\$611,058</b>	<b>\$585,685</b>	<b>27.3</b>



CIVIL RIGHTS DIVISION						
	TOTAL FUNDS	GENERAL FUND	CASH FUNDS	REAPPROPRIATED FUNDS	FEDERAL FUNDS	FTE
CHANGES FROM FY 2020-21 APPROPRIATION						
Annualize prior year legislation and budget actions	\$13,514	\$13,507	\$0	\$0	\$7	0.0
Indirect cost assessment	(82,807)	12,981	0	(92,170)	(3,618)	0.0
<b>TOTAL FY 2021-22 LONG BILL APPROPRIATION</b>	<b>\$2,277,747</b>	<b>\$1,176,785</b>	<b>\$0</b>	<b>\$518,888</b>	<b>\$582,074</b>	<b>27.3</b>
\$ Change from prior year	(\$69,293)	\$26,488	\$0	(\$92,170)	(\$3,611)	0.0
% Change from prior year	(3.0%)	2.3%	n/a	(15.1%)	(0.6%)	0.0%

**OFFICE OF CONSUMER COUNSEL:** Represents the public interest and the specific interests of residential, small business, and agricultural consumers in rate and rulemaking cases before the Public Utilities Commission, federal agencies, and the courts.

OFFICE OF CONSUMER COUNSEL						
	TOTAL FUNDS	GENERAL FUND	CASH FUNDS	REAPPROPRIATED FUNDS	FEDERAL FUNDS	FTE
<b>FY 2020-21 Appropriation</b>	<b>\$1,035,075</b>	<b>\$0</b>	<b>\$1,035,075</b>	<b>\$0</b>	<b>\$0</b>	<b>7.0</b>
CHANGES FROM FY 2020-21 APPROPRIATION						
Indirect cost assessment	\$503	\$0	\$503	\$0	\$0	0.0
Annualize prior year legislation and budget actions	1	0	1	0	0	0.0
<b>TOTAL FY 2021-22 LONG BILL APPROPRIATION</b>	<b>\$1,035,579</b>	<b>\$0</b>	<b>\$1,035,579</b>	<b>\$0</b>	<b>\$0</b>	<b>7.0</b>
\$ Change from prior year	\$504	\$0	\$504	\$0	\$0	0.0
% Change from prior year	0.0%	n/a	0.0%	n/a	n/a	0.0%

**DIVISION OF FINANCIAL SERVICES:** Examines and supervises state-chartered credit unions and state-chartered savings and loan associations, enforces the Savings and Loan Public Deposit Protection Act, and regulates certain financial activities of life care institutions.

DIVISION OF FINANCIAL SERVICES						
	TOTAL FUNDS	GENERAL FUND	CASH FUNDS	REAPPROPRIATED FUNDS	FEDERAL FUNDS	FTE
<b>FY 2020-21 Appropriation</b>	<b>\$1,782,426</b>	<b>\$0</b>	<b>\$1,782,426</b>	<b>\$0</b>	<b>\$0</b>	<b>15.6</b>
CHANGES FROM FY 2020-21 APPROPRIATION						
Indirect cost assessment	\$1,122	\$0	\$1,122	\$0	\$0	0.0
Annualize prior year legislation and budget actions	5	0	5	0	0	0.0
<b>TOTAL FY 2021-22 LONG BILL APPROPRIATION</b>	<b>\$1,783,553</b>	<b>\$0</b>	<b>\$1,783,553</b>	<b>\$0</b>	<b>\$0</b>	<b>15.6</b>
\$ Change from prior year	\$1,127	\$0	\$1,127	\$0	\$0	0.0
% Change from prior year	0.1%	n/a	0.1%	n/a	n/a	0.0%

**DIVISION OF INSURANCE:** Regulates companies and agents providing health insurance, property and liability insurance (homeowners and automobile), life insurance, and title insurance.

DIVISION OF INSURANCE						
	TOTAL FUNDS	GENERAL FUND	CASH FUNDS	REAPPROPRIATED FUNDS	FEDERAL FUNDS	FTE
<b>FY 2020-21 Appropriation</b>	<b>\$9,780,598</b>	<b>\$0</b>	<b>\$9,209,772</b>	<b>\$0</b>	<b>\$570,826</b>	<b>92.3</b>
CHANGES FROM FY 2020-21 APPROPRIATION						
Indirect cost assessment	\$55,400	\$0	\$56,106	\$0	(\$706)	0.0
Annualize prior year legislation and budget actions	3,360	0	3,360	0	0	0.0
<b>TOTAL FY 2021-22 LONG BILL APPROPRIATION</b>	<b>\$9,839,358</b>	<b>\$0</b>	<b>\$9,269,238</b>	<b>\$0</b>	<b>\$570,120</b>	<b>92.3</b>
\$ Change from prior year	\$58,760	\$0	\$59,466	\$0	(\$706)	0.0
% Change from prior year	0.6%	n/a	0.6%	n/a	(0.1%)	0.0%

**PUBLIC UTILITIES COMMISSION:** Regulates the rates and services of fixed utilities and transportation utilities. Additionally, the PUC administers several programs, including the Colorado Telecommunications High Cost Program, Low Income Telephone Assistance Program, and the Disabled Telephone Users Program.

PUBLIC UTILITIES COMMISSION						
	TOTAL FUNDS	GENERAL FUND	CASH FUNDS	REAPPROPRIATED FUNDS	FEDERAL FUNDS	FTE
<b>FY 2020-21 Appropriation</b>	<b>\$16,802,953</b>	<b>\$0</b>	<b>\$16,762,386</b>	<b>\$0</b>	<b>\$40,567</b>	<b>104.9</b>
CHANGES FROM FY 2020-21 APPROPRIATION						
Indirect cost assessment	\$1,594	\$0	\$2,356	\$0	(\$762)	0.0
Annualize prior year legislation and budget actions	(257,514)	0	(257,514)	0	0	(1.1)
<b>TOTAL FY 2021-22 LONG BILL APPROPRIATION</b>	<b>\$16,547,033</b>	<b>\$0</b>	<b>\$16,507,228</b>	<b>\$0</b>	<b>\$39,805</b>	<b>103.8</b>
\$ Change from prior year	(\$255,920)	\$0	(\$255,158)	\$0	(\$762)	(1.1)
% Change from prior year	(1.5%)	n/a	(1.5%)	n/a	(1.9%)	(1.0%)

**DIVISION OF REAL ESTATE:** Licenses real estate agents, appraisers, and mortgage loan originators and registers mortgage companies and homeowners associations.

DIVISION OF REAL ESTATE						
	TOTAL FUNDS	GENERAL FUND	CASH FUNDS	REAPPROPRIATED FUNDS	FEDERAL FUNDS	FTE
<b>FY 2020-21 Appropriation</b>	<b>\$4,907,102</b>	<b>\$0</b>	<b>\$4,907,102</b>	<b>\$0</b>	<b>\$0</b>	<b>48.9</b>
CHANGES FROM FY 2020-21 APPROPRIATION						
Centrally appropriated line items	\$25,914	\$0	\$25,914	\$0	\$0	0.0
Indirect cost assessment	3,517	0	3,517	0	0	0.0
Annualize prior year legislation and budget actions	14	0	14	0	0	0.0
<b>TOTAL FY 2021-22 LONG BILL APPROPRIATION</b>	<b>\$4,936,547</b>	<b>\$0</b>	<b>\$4,936,547</b>	<b>\$0</b>	<b>\$0</b>	<b>48.9</b>

DIVISION OF REAL ESTATE						
	TOTAL FUNDS	GENERAL FUND	CASH FUNDS	REAPPROPRIATED FUNDS	FEDERAL FUNDS	FTE
\$ Change from prior year	\$29,445	\$0	\$29,445	\$0	\$0	0.0
% Change from prior year	0.6%	n/a	0.6%	n/a	n/a	0.0%

**DIVISION OF PROFESSIONS AND OCCUPATIONS:** Regulates licensees in over 30 professions and occupations to ensure a basic level of competence to protect the public welfare.

DIVISION OF PROFESSIONS AND OCCUPATIONS						
	TOTAL FUNDS	GENERAL FUND	CASH FUNDS	REAPPROPRIATED FUNDS	FEDERAL FUNDS	FTE
<b>FY 2020-21 Appropriation</b>	<b>\$20,219,632</b>	<b>\$0</b>	<b>\$19,626,181</b>	<b>\$593,451</b>	<b>\$0</b>	<b>205.5</b>
CHANGES FROM FY 2020-21 APPROPRIATION						
Indirect cost assessment	\$21,157	\$0	\$21,157	\$0	\$0	0.0
Annualize prior year legislation and budget actions	55	0	55	0	0	0.0
<b>TOTAL FY 2021-22 LONG BILL APPROPRIATION</b>	<b>\$20,240,844</b>	<b>\$0</b>	<b>\$19,647,393</b>	<b>\$593,451</b>	<b>\$0</b>	<b>205.5</b>
\$ Change from prior year	\$21,212	\$0	\$21,212	\$0	\$0	0.0
% Change from prior year	0.1%	n/a	0.1%	0.0%	n/a	0.0%

**DIVISION OF SECURITIES:** Monitors the conduct of broker-dealers and sales representatives, investigates citizen complaints, and investigates indicators of investment fraud.

DIVISION OF SECURITIES						
	TOTAL FUNDS	GENERAL FUND	CASH FUNDS	REAPPROPRIATED FUNDS	FEDERAL FUNDS	FTE
<b>FY 2020-21 Appropriation</b>	<b>\$3,942,996</b>	<b>\$0</b>	<b>\$3,942,996</b>	<b>\$0</b>	<b>\$0</b>	<b>24.0</b>
CHANGES FROM FY 2020-21 APPROPRIATION						
Centrally appropriated line items	\$32,167	\$0	\$32,167	\$0	\$0	0.0
Indirect cost assessment	1,726	0	1,726	0	0	0.0
Annualize prior year legislation and budget actions	9	0	9	0	0	0.0
<b>TOTAL FY 2021-22 LONG BILL APPROPRIATION</b>	<b>\$3,976,898</b>	<b>\$0</b>	<b>\$3,976,898</b>	<b>\$0</b>	<b>\$0</b>	<b>24.0</b>
\$ Change from prior year	\$33,902	\$0	\$33,902	\$0	\$0	0.0
% Change from prior year	0.9%	n/a	0.9%	n/a	n/a	0.0%

**DIVISION OF CONSERVATION:** Certifies conservation easement holders and conservation easement tax credit certificates, in conjunction with the Conservation Easement Oversight Commission.

DIVISION OF CONSERVATION						
	TOTAL FUNDS	GENERAL FUND	CASH FUNDS	REAPPROPRIATED FUNDS	FEDERAL FUNDS	FTE
<b>FY 2020-21 Appropriation</b>	<b>\$499,419</b>	<b>\$0</b>	<b>\$499,419</b>	<b>\$0</b>	<b>\$0</b>	<b>3.8</b>

**DIVISION OF CONSERVATION**

	TOTAL FUNDS	GENERAL FUND	CASH FUNDS	REAPPROPRIATED FUNDS	FEDERAL FUNDS	FTE
<b>CHANGES FROM FY 2020-21 APPROPRIATION</b>						
Indirect cost assessment	\$274	\$0	\$274	\$0	\$0	0.0
<b>TOTAL FY 2021-22 LONG BILL APPROPRIATION</b>	<b>\$499,693</b>	<b>\$0</b>	<b>\$499,693</b>	<b>\$0</b>	<b>\$0</b>	<b>3.8</b>
\$ Change from prior year	\$274	\$0	\$274	\$0	\$0	0.0
% Change from prior year	0.1%	n/a	0.1%	n/a	n/a	0.0%

# DEPARTMENT OF REVENUE

**Description:** The Department has three functional groups: the Taxation Business Group, the Division of Motor Vehicles, and the Specialized Business Group. The Taxation Business Group collects revenue for the state and for many local governments and assists taxpayers in tax related matters. The Division of Motor Vehicles regulates motor vehicle safety, issues personal identification documents, and regulates commercial vehicles. The Specialized Business Group regulates alcohol, tobacco, marijuana, horseracing and off-track betting, limited gaming, and automobile dealers and sales persons. The three functional groups are supported by the Executive Director's Office and the Information Technology Division. The Department also operates the State Lottery, a TABOR enterprise supported by lottery ticket sales.

DEPARTMENT OF REVENUE						
	TOTAL FUNDS	GENERAL FUND	CASH FUNDS	REAPPROPRIATED FUNDS	FEDERAL FUNDS	FTE
<b>FY 2020-21 Appropriation</b>	<b>\$408,507,576</b>	<b>\$119,422,328</b>	<b>\$281,140,152</b>	<b>\$6,908,583</b>	<b>\$1,036,513</b>	<b>1,595.2</b>
<b>CHANGES FROM FY 2020-21 APPROPRIATION</b>						
Technical adjustments	\$16,442,725	\$16,321,308	\$121,417	\$0	\$0	0.0
Lottery re-imagined for beneficiaries	9,202,843	0	9,202,843	0	0	0.0
Annualize prior year budget actions	3,836,222	3,022,125	814,097	0	0	7.0
DMV digital transformation	2,520,072	2,520,072	0	0	0	0.0
Sales and use tax simplification system support	2,169,705	2,169,705	0	0	0	4.6
Indirect cost assessment	1,460,452	(1,460,452)	1,460,452	1,460,452	0	0.0
Annualize prior year legislation	1,248,679	(652,942)	1,899,502	2,115	4	15.6
Proposition EE Funding	50,206	50,206	0	0	0	0.9
Centrally appropriated line items	(11,436,106)	(3,622,483)	(7,832,282)	(9,410)	28,069	0.0
Realign DMV spending	(6,631,401)	0	(6,631,401)	0	0	(16.1)
Realign Specialized Business Group spending	(1,013,471)	0	(1,013,471)	0	0	0.0
Saving from adopting virtual government	(749,976)	(558,353)	(191,623)	0	0	(5.0)
Information Technology reorganization & streamlining	(703,479)	(370,548)	(332,931)	0	0	0.0
Non-prioritized requests	(472,963)	440,917	(913,880)	0	0	(5.0)
Budget savings - Taxation Business Group	(420,722)	(420,722)	0	0	0	(0.0)
<b>TOTAL FY 2021-22 LONG BILL APPROPRIATION</b>	<b>\$424,010,362</b>	<b>\$136,861,161</b>	<b>\$277,722,875</b>	<b>\$8,361,740</b>	<b>\$1,064,586</b>	<b>1,597.2</b>
\$ Change from prior year	\$15,502,786	\$17,438,833	(\$3,417,277)	\$1,453,157	\$28,073	2.0
% Change from prior year	3.8%	14.6%	(1.2%)	21.0%	2.7%	0.1%

## DESCRIPTION OF INCREMENTAL CHANGES

**TECHNICAL ADJUSTMENTS:** The bill includes adjustments resulting from the revenue forecast for cigarette and marijuana tax, General Fund, and Tobacco Tax Cash Fund distributions to local governments via statutory or constitutional formula, IT systems contract escalators, and refinancing adjustments.

TECHNICAL ADJUSTMENTS						
	TOTAL FUNDS	GENERAL FUND	CASH FUNDS	REAPPROPRIATED FUNDS	FEDERAL FUNDS	FTE
Revenue forecast adjustment	\$16,146,492	\$16,044,018	\$102,474	\$0	\$0	0.0
GenTax (FAST Enterprises) contract escalator	171,433	171,433	0	0	0	0.0
DRIVES (FAST Enterprises) contract escalator	124,800	0	124,800	0	0	0.0
Indirect-related refinancing	0	105,857	(105,857)	0	0	0.0
<b>TOTAL</b>	<b>\$16,442,725</b>	<b>\$16,321,308</b>	<b>\$121,417</b>	<b>\$0</b>	<b>\$0</b>	<b>0.0</b>

**LOTTERY RE-IMAGINED FOR BENEFICIARIES:** The bill includes \$9.2 million cash funds to allow the Lottery to convert to a variable cost, incentive based contract with its scratch ticket vendor. This change is estimated to increase proceeds to Lottery beneficiaries by \$2.8 million in FY 2021-22.

**ANNUALIZE PRIOR YEAR BUDGET ACTIONS:** The bill includes adjustments for the second-year impact of prior year budget actions.

ANNUALIZE PRIOR YEAR BUDGET ACTIONS						
	TOTAL FUNDS	GENERAL FUND	CASH FUNDS	REAPPROPRIATED FUNDS	FEDERAL FUNDS	FTE
FY20-21 GF HLD reduction	\$2,032,254	\$2,032,254	\$0	\$0	\$0	0.0
FY19-20 R1 GenTax support enhancements	896,656	889,551	7,105	0	0	7.0
FY19-20 S2 leased space for 2019 special bills	498,960	100,320	398,640	0	0	0.0
FY21-22 R4 driver's license documents	408,352	0	408,352	0	0	0.0
<b>TOTAL</b>	<b>\$3,836,222</b>	<b>\$3,022,125</b>	<b>\$814,097</b>	<b>\$0</b>	<b>\$0</b>	<b>7.0</b>

**DMV DIGITAL TRANSFORMATION:** The bill includes a one-time increase of \$2.5 million General Fund to support the DMV's digital expansion. The initiative includes expanding self-service kiosks to include new transaction types, creation of cloud-based virtual call centers with artificial intelligence technology, a statewide marketing campaign to promote online services, and establishment of mobile driver's license offices to reach residents with limited mobility and in remote areas.

**SALES AND USE TAX SIMPLIFICATION SYSTEM SUPPORT:** The bill includes an increase of \$2.2 million General Fund and 4.6 FTE for ongoing support and maintenance of the Sales and Use Tax Simplification System (SUTS).

**INDIRECT COST ASSESSMENT:** The bill includes a net increase of \$1.5 million in the Department's indirect cost assessment used to offset the same amount of General Fund.

**ANNUALIZE PRIOR YEAR LEGISLATION:** The bill includes adjustments related to prior year legislation.

ANNUALIZE PRIOR YEAR LEGISLATION						
	TOTAL FUNDS	GENERAL FUND	CASH FUNDS	REAPPROPRIATED FUNDS	FEDERAL FUNDS	FTE
HB20-1379 Suspend PERA DD FY20-21	\$2,143,176	\$829,713	\$1,311,348	\$2,115	\$0	0.0
HB20-1420 Adjust Tax Expenditures for State	499,830	499,830	0	0	0	8.4
HB19-1230 Marijuana Hospitality	317,058	0	317,058	0	0	5.3
HB20-1001 Nicotine Product Regulation	250,996	0	250,996	0	0	2.4
HB20-1153 Colorado Partnership	186,855	0	186,855	0	0	1.2
HB19-1159 Modify Motor Vehicle Income Tax	51,478	51,478	0	0	0	0.9
HB20-1236 Health Care Coverage	28,372	28,372	0	0	0	0.0
HB20-1024 Net Operating Loss Deduction	22,859	22,859	0	0	0	0.0
SB18-200 PERA unfunded liability	618	252	362	0	4	0.0
SB20B-001 COVID-19 Relief Small & Minority Bus Arts Orgs	(1,891,775)	(1,891,775)	0	0	0	0.0
HB21-1002 Reductions certain taxpayers income tax liability	(130,254)	(130,254)	0	0	0	(2.6)
SB20-035 Kiosk Program Provider	(112,500)	0	(112,500)	0	0	0.0
SB20-218 CDPHE Hazardous Substance	(39,643)	(39,643)	0	0	0	0.0
HB19-1255 Mesa Verde License Plate	(32,312)	0	(32,312)	0	0	0.0
HB20-1293 Emergency Telephone Service	(18,930)	0	(18,930)	0	0	0.0
HB18-1208 Expand Childcare Income Tax Credit	(11,040)	(11,040)	0	0	0	0.0
HB18-1267 Income Tax Credit Retrofitting	(6,444)	(6,444)	0	0	0	0.0
HB18-1202 Income Tax Credit Organ Donation	(6,290)	(6,290)	0	0	0	0.0
SB20-056 Surplus Military Vehicles	(3,375)	0	(3,375)	0	0	0.0
<b>TOTAL</b>	<b>\$1,248,679</b>	<b>(\$652,942)</b>	<b>\$1,899,502</b>	<b>\$2,115</b>	<b>\$4</b>	<b>15.6</b>

**PROPOSITION EE FUNDING:** The bill includes an increase of \$50,206 General Fund and 0.9 FTE for one Tax Examiner I position to manage policy changes related to Proposition EE – Taxes on Nicotine Products.

**CENTRALLY APPROPRIATED LINE ITEMS:** The bill includes adjustments to centrally appropriated line items for the following.

CENTRALLY APPROPRIATED LINE ITEMS						
	TOTAL FUNDS	GENERAL FUND	CASH FUNDS	REAPPROPRIATED FUNDS	FEDERAL FUNDS	FTE
Salary survey adjustment	\$3,213,596	\$1,282,289	\$1,908,289	\$1,516	\$21,502	0.0
Leased space adjustment	260,966	33,389	227,577	0	0	0.0
Payment to risk management / property funds adjustment	152,305	58,087	94,218	0	0	0.0
PERA Direct Distribution	113,221	89,629	8,982	(1,011)	15,621	0.0
Health, life, and dental adjustment	69,405	620,071	(545,095)	(5,063)	(508)	0.0
Annual fleet vehicle request	52,853	11,367	41,486	0	0	0.0
AIJ adjustment	11,365	0	11,365	0	0	0.0
Payments to OIT adjustment	(11,614,949)	(4,209,173)	(7,405,776)	0	0	0.0
Capitol Complex leased space adjustment	(1,414,343)	(527,136)	(887,207)	0	0	0.0
Legal services adjustment	(1,411,934)	(782,895)	(629,039)	0	0	0.0
CORE adjustment	(356,265)	(135,874)	(220,391)	0	0	0.0
DPA Document management	(271,862)	(271,862)	0	0	0	0.0
Workers' compensation adjustment	(148,059)	(56,467)	(91,592)	0	0	0.0
AED adjustment	(30,007)	132,737	(156,192)	(2,383)	(4,169)	0.0
SAED adjustment	(30,007)	132,737	(156,192)	(2,383)	(4,169)	0.0
Shift differential adjustment	(21,892)	0	(21,892)	0	0	0.0
Short-term disability adjustment	(10,499)	618	(10,823)	(86)	(208)	0.0
<b>TOTAL</b>	<b>(\$11,436,106)</b>	<b>(\$3,622,483)</b>	<b>(\$7,832,282)</b>	<b>(\$9,410)</b>	<b>\$28,069</b>	<b>0.0</b>

**REALIGN DMV SPENDING:** The bill includes a permanent reduction of \$6.6 million cash funds and an associated 16.1 FTE within the DMV. Over two-thirds of this reduction, about \$4.5 million, is to true-up spending authority from the Driver's License Documents and License Plate Ordering Lines. The remaining reductions are related to personnel changes to address the effects of the COVID-19 pandemic and respond to changing demographics that will cause a long-term decrease in demand. The reductions will be implemented by eliminating vacant positions and transferring employees to alternative locations or positions where necessary.

**REALIGN SPECIALIZED BUSINESS GROUP SPENDING:** The bill includes a reduction of \$1.0 million cash funds from savings originating in the Specialized Business Group. The majority of the reduction would come from spending reductions in the Liquor Enforcement Division (LED) and Marijuana Enforcement Division (MED), with small reductions in the Division of Racing Events and Auto Industry Division.

**SAVING FROM ADOPTING VIRTUAL GOVERNMENT:** The bill includes a decrease of \$749,976 total funds, including a decrease of \$558,353 General Fund, and a decrease of 5.0 FTE, related to a request to allow hearings to be conducted virtually.

**INFORMATION TECHNOLOGY REORGANIZATION & STREAMLINING:** The bill includes reductions of \$370,548 General Fund and \$332,931 cash funds from the Information Technology Division, the permanent dissolution of this division, and the relocation of remaining funds to other line items throughout the Department.

**NON-PRIORITIZED REQUESTS:** The bill includes adjustments related to budget requests made by other departments that affect the Department of Revenue in FY 2021-22, which are summarized in the following table.

NON-PRIORITIZED REQUESTS						
	TOTAL FUNDS	GENERAL FUND	CASH FUNDS	REAPPROPRIATED FUNDS	FEDERAL FUNDS	FTE
Printing and mail migration to DPA-IDS	\$428,886	\$771,445	(\$342,559)	\$0	\$0	(5.0)
OIT FY22 budget request package	(901,849)	(330,528)	(571,321)	0	0	0.0
<b>TOTAL</b>	<b>(\$472,963)</b>	<b>\$440,917</b>	<b>(\$913,880)</b>	<b>\$0</b>	<b>\$0</b>	<b>(5.0)</b>

**BUDGET SAVINGS - TAXATION BUSINESS GROUP:** The bill includes a decrease of \$420,722 General Fund. The Department's request comprises a reorganization and consolidation of two subdivisions, including Taxation and Compliance and Taxpayer Services, into a single, Taxation Services subdivision. The savings reflect cost reductions related to the GenTax system that include a one-time forbearance of the annual inflationary contract escalator.

## SUMMARY OF CHANGES BY LONG BILL DIVISION

SUMMARY TABLE FOR DEPARTMENT OF REVENUE						
	TOTAL FUNDS	GENERAL FUND	CASH FUNDS	REAPPROPRIATED FUNDS	FEDERAL FUNDS	FTE
<b>FY 2020-21 Appropriation</b>	<b>\$408,507,576</b>	<b>\$119,422,328</b>	<b>\$281,140,152</b>	<b>\$6,908,583</b>	<b>\$1,036,513</b>	<b>1,595.2</b>
CHANGES FROM FY 2020-21 BY LONG BILL DIVISION						
Executive Director's Office	(\$9,352,310)	(\$4,598,365)	(\$6,235,175)	\$1,453,157	\$28,073	(1.0)
Information Technology Division	(4,853,386)	(1,209,976)	(3,643,410)	0	0	0.0
Taxation Business Group	22,579,902	22,504,639	75,263	0	0	12.2
Division of Motor Vehicles	(194,295)	2,620,535	(2,814,830)	0	0	(16.1)
Specialized Business Group	(1,950,075)	(1,878,000)	(72,075)	0	0	6.9
State Lottery Division	9,272,950	0	9,272,950	0	0	0.0
<b>TOTAL FY 2021-22 LONG BILL APPROPRIATION</b>	<b>\$424,010,362</b>	<b>\$136,861,161</b>	<b>\$277,722,875</b>	<b>\$8,361,740</b>	<b>\$1,064,586</b>	<b>1,597.2</b>
\$ Change from prior year	\$15,502,786	\$17,438,833	(\$3,417,277)	\$1,453,157	\$28,073	2.0
% Change from prior year	3.8%	14.6%	(1.2%)	21.0%	2.7%	0.1%

## APPROPRIATION DETAIL BY LONG BILL DIVISION

**EXECUTIVE DIRECTOR'S OFFICE:** The Executive Director's Office provides department-wide services for central budgeting, fiscal note coordination, revenue and expenditure accounting, purchasing and contract administration, human resources, internal auditing, project management, facilities safety, and security, and a hearings division. The Office is funded through direct and indirect costs charged to divisions. Additionally, the Executive Director's Office supports the Office of Research and Analysis that develops reports, such as the Department's annual report and monthly and quarterly sales tax report. They also develop analytical data and estimate the amount the State of Colorado must refund in excess revenues under Article X, Section 20 of the State Constitution (TABOR).

EXECUTIVE DIRECTOR'S OFFICE						
	TOTAL FUNDS	GENERAL FUND	CASH FUNDS	REAPPROPRIATED FUNDS	FEDERAL FUNDS	FTE
<b>FY 2020-21 Appropriation</b>	<b>\$84,016,130</b>	<b>\$35,812,989</b>	<b>\$41,948,001</b>	<b>\$6,070,759</b>	<b>\$184,381</b>	<b>172.3</b>
CHANGES FROM FY 2020-21 APPROPRIATION						
Annualize prior year budget actions	\$3,458,425	\$3,022,125	\$436,300	\$0	\$0	7.0
Annualize prior year legislation	2,655,712	844,235	1,809,358	2,115	4	2.0
Information Technology reorganization & streamlining	1,245,942	839,428	406,514	0	0	0.0
Indirect cost assessment	50,438	(1,460,452)	50,438	1,460,452	0	0.0
Technical adjustments	0	0	0	0	0	0.0
Sales and use tax simplification system support	0	0	0	0	0	0.0
Realign Specialized Business Group spending	0	0	0	0	0	0.0
Realign DMV spending	0	0	0	0	0	0.0
Centrally appropriated line items	(11,164,244)	(3,350,621)	(7,832,282)	(9,410)	28,069	0.0



EXECUTIVE DIRECTOR'S OFFICE						
	TOTAL FUNDS	GENERAL FUND	CASH FUNDS	REAPPROPRIATED FUNDS	FEDERAL FUNDS	FTE
Non-prioritized requests	(4,848,607)	(3,934,727)	(913,880)	0	0	(5.0)
Saving from adopting virtual government	(749,976)	(558,353)	(191,623)	0	0	(5.0)
<b>TOTAL FY 2021-22 LONG BILL APPROPRIATION</b>	<b>\$74,663,820</b>	<b>\$31,214,624</b>	<b>\$35,712,826</b>	<b>\$7,523,916</b>	<b>\$212,454</b>	<b>171.3</b>
\$ Change from prior year	(\$9,352,310)	(\$4,598,365)	(\$6,235,175)	\$1,453,157	\$28,073	(1.0)
% Change from prior year	(11.1%)	(12.8%)	(14.9%)	23.9%	15.2%	(0.6%)

**INFORMATION TECHNOLOGY DIVISION:** The Division is responsible for the support and maintenance of the information technology systems and infrastructure not supported and maintained by the Governor's Office of Information Technology. The division has two subdivisions: (1) Systems Support, which supports most of the Department's information technology services; and (2) the DMV IT System (DRIVES) Support, which supports the system that connects the county clerks with the State's motor vehicle systems. The bill includes the permanent dissolution of this division, and the relocation of remaining funds after savings reductions to other line items throughout the Department.

INFORMATION TECHNOLOGY DIVISION						
	TOTAL FUNDS	GENERAL FUND	CASH FUNDS	REAPPROPRIATED FUNDS	FEDERAL FUNDS	FTE
<b>FY 2020-21 Appropriation</b>	<b>\$4,853,386</b>	<b>\$1,209,976</b>	<b>\$3,643,410</b>	<b>\$0</b>	<b>\$0</b>	<b>0.0</b>
CHANGES FROM FY 2020-21 APPROPRIATION						
Information Technology reorganization & streamlining	(\$4,853,386)	(\$1,209,976)	(\$3,643,410)	\$0	\$0	0.0
<b>TOTAL FY 2021-22 LONG BILL APPROPRIATION</b>	<b>\$0</b>	<b>\$0</b>	<b>\$0</b>	<b>\$0</b>	<b>\$0</b>	<b>0.0</b>
\$ Change from prior year	(\$4,853,386)	(\$1,209,976)	(\$3,643,410)	\$0	\$0	0.0
% Change from prior year	(100.0%)	(100.0%)	(100.0%)	n/a	n/a	n/a

**TAXATION BUSINESS GROUP:** The Taxation Business Group is charged with the collection, administration, audit, and enforcement responsibilities pertaining to all taxes, fees, bonds, and licenses covered under Colorado's tax laws. The group is directed by an administrative section that includes senior management, policy-making, and budgetary support for the division. This division is primarily funded by General Fund, but does receive some money from the Highway Users Tax Fund (HUTF), federal programs, and marijuana taxes and fees.

TAXATION BUSINESS GROUP						
	TOTAL FUNDS	GENERAL FUND	CASH FUNDS	REAPPROPRIATED FUNDS	FEDERAL FUNDS	FTE
<b>FY 2020-21 Appropriation</b>	<b>\$80,392,928</b>	<b>\$76,071,188</b>	<b>\$3,152,240</b>	<b>\$317,368</b>	<b>\$852,132</b>	<b>411.2</b>
CHANGES FROM FY 2020-21 APPROPRIATION						
Technical adjustments	\$16,317,925	\$16,220,845	\$97,080	\$0	\$0	0.0
Non-prioritized requests	4,375,644	4,375,644	0	0	0	0.0
Sales and use tax simplification system support	2,169,705	2,169,705	0	0	0	4.6
Annualize prior year legislation	358,093	380,823	(22,730)	0	0	6.7
Proposition EE Funding	50,206	50,206	0	0	0	0.9
Indirect cost assessment	913	0	913	0	0	0.0
Budget savings - Taxation Business Group	(420,722)	(420,722)	0	0	0	(0.0)
Centrally appropriated line items	(271,862)	(271,862)	0	0	0	0.0

TAXATION BUSINESS GROUP						
	TOTAL FUNDS	GENERAL FUND	CASH FUNDS	REAPPROPRIATED FUNDS	FEDERAL FUNDS	FTE
<b>TOTAL FY 2021-22 LONG BILL APPROPRIATION</b>	<b>\$102,972,830</b>	<b>\$98,575,827</b>	<b>\$3,227,503</b>	<b>\$317,368</b>	<b>\$852,132</b>	<b>423.4</b>
\$ Change from prior year	\$22,579,902	\$22,504,639	\$75,263	\$0	\$0	12.2
% Change from prior year	28.1%	29.6%	2.4%	0.0%	0.0%	3.0%

**DIVISION OF MOTOR VEHICLES:** The Division of Motor Vehicles consists of Administration, Driver Services and Vehicle Services sections. Driver Services is responsible for issuing driver's licenses and identity documents, imposing license suspensions and revocations, receiving and processing penalty assessment citations, performing law enforcement assists, and administering the ignition interlock program. The Vehicles Services section oversees titling, registration, and license plate issuance of vehicles by registered agents and county clerks.

DIVISION OF MOTOR VEHICLES						
	TOTAL FUNDS	GENERAL FUND	CASH FUNDS	REAPPROPRIATED FUNDS	FEDERAL FUNDS	FTE
<b>FY 2020-21 Appropriation</b>	<b>\$64,641,558</b>	<b>\$4,255,177</b>	<b>\$60,200,492</b>	<b>\$185,889</b>	<b>\$0</b>	<b>559.4</b>
<b>CHANGES FROM FY 2020-21 APPROPRIATION</b>						
Information Technology reorganization & streamlining	\$2,903,965	\$0	\$2,903,965	\$0	\$0	0.0
DMV digital transformation	2,520,072	2,520,072	0	0	0	0.0
Indirect cost assessment	658,659	0	658,659	0	0	0.0
Annualize prior year budget actions	377,797	0	377,797	0	0	0.0
Technical adjustments	124,800	100,463	24,337	0	0	0.0
Realign DMV spending	(6,631,401)	0	(6,631,401)	0	0	(16.1)
Annualize prior year legislation	(148,187)	0	(148,187)	0	0	0.0
<b>TOTAL FY 2021-22 LONG BILL APPROPRIATION</b>	<b>\$64,447,263</b>	<b>\$6,875,712</b>	<b>\$57,385,662</b>	<b>\$185,889</b>	<b>\$0</b>	<b>543.3</b>
\$ Change from prior year	(\$194,295)	\$2,620,535	(\$2,814,830)	\$0	\$0	(16.1)
% Change from prior year	(0.3%)	61.6%	(4.7%)	0.0%	n/a	(2.9%)

**SPECIALIZED BUSINESS GROUP:** This group regulates and enforces laws related to: limited gaming; the state's liquor wholesalers and retailers and tobacco retailers; liquor retailer, wholesaler, and manufacturer licenses; alcohol licenses for special events; live horse racing events and pari-mutuel wagering (including off-track simulcast establishments); the motor vehicle dealer industry; and the marijuana industry.

SPECIALIZED BUSINESS GROUP						
	TOTAL FUNDS	GENERAL FUND	CASH FUNDS	REAPPROPRIATED FUNDS	FEDERAL FUNDS	FTE
<b>FY 2020-21 Appropriation</b>	<b>\$70,541,320</b>	<b>\$2,072,998</b>	<b>\$68,133,755</b>	<b>\$334,567</b>	<b>\$0</b>	<b>350.2</b>
<b>CHANGES FROM FY 2020-21 APPROPRIATION</b>						
Indirect cost assessment	\$680,335	\$0	\$680,335	\$0	\$0	0.0
Technical adjustments	0	0	0	0	0	0.0
Annualize prior year legislation	(1,616,939)	(1,878,000)	261,061	0	0	6.9
Realign Specialized Business Group spending	(1,013,471)	0	(1,013,471)	0	0	0.0
<b>TOTAL FY 2021-22 LONG BILL APPROPRIATION</b>	<b>\$68,591,245</b>	<b>\$194,998</b>	<b>\$68,061,680</b>	<b>\$334,567</b>	<b>\$0</b>	<b>357.1</b>
\$ Change from prior year	(\$1,950,075)	(\$1,878,000)	(\$72,075)	\$0	\$0	6.9

SPECIALIZED BUSINESS GROUP						
	TOTAL FUNDS	GENERAL FUND	CASH FUNDS	REAPPROPRIATED FUNDS	FEDERAL FUNDS	FTE
% Change from prior year	(2.8%)	(90.6%)	(0.1%)	0.0%	n/a	2.0%

**STATE LOTTERY DIVISION:** The State Lottery Division is a TABOR enterprise under Article X, Section 20, of the Colorado Constitution. Cash funds appropriations are from the Lottery Fund. The Lottery sells scratch lottery and jackpot (PowerBall, MegaMillions, and Lotto) tickets. Expenses are paid from the Lottery Fund. After expenses of the State Lottery Division, the remainder is distributed to the Conservation Trust Fund, Great Outdoors Colorado, Parks and Outdoor Recreation in the Department of Natural Resources, and Public School Capital Construction Assistance Fund.

STATE LOTTERY DIVISION						
	TOTAL FUNDS	GENERAL FUND	CASH FUNDS	REAPPROPRIATED FUNDS	FEDERAL FUNDS	FTE
<b>FY 2020-21 Appropriation</b>	<b>\$104,062,254</b>	<b>\$0</b>	<b>\$104,062,254</b>	<b>\$0</b>	<b>\$0</b>	<b>102.1</b>
CHANGES FROM FY 2020-21 APPROPRIATION						
Lottery re-imagined for beneficiaries	\$9,202,843	\$0	\$9,202,843	\$0	\$0	0.0
Indirect cost assessment	70,107	0	70,107	0	0	0.0
<b>TOTAL FY 2021-22 LONG BILL APPROPRIATION</b>	<b>\$113,335,204</b>	<b>\$0</b>	<b>\$113,335,204</b>	<b>\$0</b>	<b>\$0</b>	<b>102.1</b>
\$ Change from prior year	\$9,272,950	\$0	\$9,272,950	\$0	\$0	0.0
% Change from prior year	8.9%	n/a	8.9%	n/a	n/a	0.0%

# DEPARTMENT OF STATE

**Description:** The Secretary of State is one of five independently-elected constitutional officers and serves as the chief election official for the State of Colorado. The Department of State is broadly responsible for overseeing elections, registering businesses, and publishing information and records for public use. This includes: administering statutory provisions that pertain to elections; managing the statewide voter registration database; implementing the Help America Vote Act; overseeing campaign finance reporting; registering lobbyists and monitoring the filing of required disclosures; collecting, maintaining, and providing public access to business filings; regulating charities and charitable gaming; and certifying notaries public.

DEPARTMENT OF STATE						
	TOTAL FUNDS	GENERAL FUND	CASH FUNDS	REAPPROPRIATED FUNDS	FEDERAL FUNDS	FTE
<b>FY 2020-21 Appropriation</b>	<b>\$31,103,181</b>	<b>\$0</b>	<b>\$31,103,181</b>	<b>\$0</b>	<b>\$0</b>	<b>147.0</b>
<b>CHANGES FROM FY 2020-21 APPROPRIATION</b>						
2020 HAVA election security grant state match	\$1,426,773	\$0	\$1,426,773	\$0	\$0	0.0
Centrally appropriated line items	1,206,464	0	1,206,464	0	0	0.0
Non-prioritized request items	324,435	0	324,435	0	0	0.0
General Fund appropriation for SB 19-235	271,360	271,360	0	0	0	0.0
Annualize prior year legislation and budget actions	13,558	0	13,558	0	0	(0.5)
Technical adjustments	(1,632,367)	0	(1,632,367)	0	0	0.0
Indirect cost assessment	(49,675)	0	(49,675)	0	0	0.0
<b>TOTAL FY 2021-22 LONG BILL APPROPRIATION</b>	<b>\$32,663,729</b>	<b>\$271,360</b>	<b>\$32,392,369</b>	<b>\$0</b>	<b>\$0</b>	<b>146.5</b>
\$ Change from prior year	\$1,560,548	\$271,360	\$1,289,188	\$0	\$0	(0.5)
% Change from prior year	5.0%	n/a	4.1%	n/a	n/a	(0.3%)

## DESCRIPTION OF INCREMENTAL CHANGES

**2020 HAVA ELECTION SECURITY GRANT STATE MATCH:** The bill includes an increase of \$1,426,773 cash funds from the Department of State Cash Fund to provide a 20 percent match for a federal Help America Vote Act (HAVA) grant that totals \$7,133,864. These funds will be used to further improve the State's election administration.

**CENTRALLY APPROPRIATED LINE ITEMS:** The bill includes adjustments to centrally appropriated line items. All adjustments are outlined in the following table.

CENTRALLY APPROPRIATED LINE ITEMS						
	TOTAL FUNDS	GENERAL FUND	CASH FUNDS	REAPPROPRIATED FUNDS	FEDERAL FUNDS	FTE
Legal services	\$387,531	\$0	\$387,531	\$0	\$0	0.0
Health, life, and dental	189,907	0	189,907	0	0	0.0
Document management	170,568	0	170,568	0	0	0.0
Leased space	170,000	0	170,000	0	0	0.0
Payments to OIT	112,902	0	112,902	0	0	0.0
Payment to risk management and property funds	60,301	0	60,301	0	0	0.0
AED	49,890	0	49,890	0	0	0.0
SAED	49,890	0	49,890	0	0	0.0
PERA direct distribution	10,472	0	10,472	0	0	0.0

CENTRALLY APPROPRIATED LINE ITEMS						
	TOTAL FUNDS	GENERAL FUND	CASH FUNDS	REAPPROPRIATED FUNDS	FEDERAL FUNDS	FTE
Workers' compensation	9,966	0	9,966	0	0	0.0
Short-term disability	728	0	728	0	0	0.0
Vehicle lease payments	0	0	0	0	0	0.0
CORE operations	(4,845)	0	(4,845)	0	0	0.0
Administrative law judges	(846)	0	(846)	0	0	0.0
<b>TOTAL</b>	<b>\$1,206,464</b>	<b>\$0</b>	<b>\$1,206,464</b>	<b>\$0</b>	<b>\$0</b>	<b>0.0</b>

**NON-PRIORITIZED REQUEST ITEMS:** The bill includes appropriation adjustments associated with budgetary actions in other departments, including the Department of Personnel and the Governor's Office of Information Technology, as shown in the following table.

NON-PRIORITIZED REQUEST ITEMS						
	TOTAL FUNDS	GENERAL FUND	CASH FUNDS	REAPPROPRIATED FUNDS	FEDERAL FUNDS	FTE
Salary survey adjustment	\$406,979	\$0	\$406,979	\$0	\$0	0.0
FY 2021-22 annual fleet vehicle request	4,204	0	4,204	0	0	0.0
Health life dental adjustment	(44,177)	0	(44,177)	0	0	0.0
OIT Budget request package	(42,571)	0	(42,571)	0	0	0.0
<b>TOTAL</b>	<b>\$324,435</b>	<b>\$0</b>	<b>\$324,435</b>	<b>\$0</b>	<b>\$0</b>	<b>0.0</b>

**GENERAL FUND APPROPRIATION FOR SB 19-235:** The bill includes an increase of \$271,360 General Fund to the Department of State Cash Fund for FY 2021-22 to be used to further enhance the statewide voter registration and election management system (SCORE) system to allow for automatic voter registration of Medicaid applicants.

**ANNUALIZE PRIOR YEAR LEGISLATION AND BUDGET ACTIONS:** The bill includes adjustments related to prior year legislation and budget actions.

ANNUALIZE PRIOR YEAR LEGISLATION AND BUDGET ACTIONS						
	TOTAL FUNDS	GENERAL FUND	CASH FUNDS	REAPPROPRIATED FUNDS	FEDERAL FUNDS	FTE
HB 20-1379 Suspend PERA Direct Distribution	\$245,319	\$0	\$245,319	\$0	\$0	0.0
Eliminate one-time funding for expanded outreach to eligible but unregistered voters	(135,000)	0	(135,000)	0	0	0.0
SB 20-096 Remote Notaries Protect Privacy	(96,761)	0	(96,761)	0	0	(0.5)
<b>TOTAL</b>	<b>\$13,558</b>	<b>\$0</b>	<b>\$13,558</b>	<b>\$0</b>	<b>\$0</b>	<b>(0.5)</b>

**TECHNICAL ADJUSTMENTS:** The bill includes a decrease of \$1,632,367 cash funds from the Electronic Recording Technology Board Fund to reflect the Electronic Recording Technology Board's available fund balance. These funds are shown for informational purposes and are continuously appropriated pursuant to Section 24-21-404 (1)(a), C.R.S.

**INDIRECT COST ASSESSMENT:** The bill includes a decrease of \$49,675 cash funds for the Department's indirect cost assessment.

## SUMMARY OF CHANGES BY LONG BILL DIVISION

SUMMARY TABLE FOR DEPARTMENT OF STATE						
	TOTAL FUNDS	GENERAL FUND	CASH FUNDS	REAPPROPRIATED FUNDS	FEDERAL FUNDS	FTE
<b>FY 2020-21 Appropriation</b>	<b>\$31,103,181</b>	<b>\$0</b>	<b>\$31,103,181</b>	<b>\$0</b>	<b>\$0</b>	<b>147.0</b>
<b>CHANGES FROM FY 2020-21 BY LONG BILL DIVISION</b>						
Administration Division	(\$76,392)	\$0	(\$76,392)	\$0	\$0	0.0
Information Technology Division	204,160	271,360	(67,200)	0	0	0.0
Elections Division	1,462,341	0	1,462,341	0	0	0.0
Business and Licensing Division	(29,561)	0	(29,561)	0	0	(0.5)
<b>TOTAL FY 2021-22 LONG BILL APPROPRIATION</b>	<b>\$32,663,729</b>	<b>\$271,360</b>	<b>\$32,392,369</b>	<b>\$0</b>	<b>\$0</b>	<b>146.5</b>
\$ Change from prior year	\$1,560,548	\$271,360	\$1,289,188	\$0	\$0	(0.5)
% Change from prior year	5.0%	n/a	4.1%	n/a	n/a	(0.3%)

## APPROPRIATION DETAIL BY LONG BILL DIVISION

**ADMINISTRATION DIVISION:** The Administration Division provides general oversight and administrative support services for all divisions in the Department, including budgeting, human resources services, and public outreach. This Division is entirely supported by the Department of State Cash Fund, which primarily consists of revenue from fees collected with filings submitted by businesses and other non-profits.

ADMINISTRATION DIVISION						
	TOTAL FUNDS	GENERAL FUND	CASH FUNDS	REAPPROPRIATED FUNDS	FEDERAL FUNDS	FTE
<b>FY 2020-21 Appropriation</b>	<b>\$11,018,743</b>	<b>\$0</b>	<b>\$11,018,743</b>	<b>\$0</b>	<b>\$0</b>	<b>21.1</b>
<b>CHANGES FROM FY 2020-21 APPROPRIATION</b>						
Centrally appropriated line items	\$1,035,896	\$0	\$1,035,896	\$0	\$0	0.0
Non-prioritized request items	324,435	0	324,435	0	0	0.0
Annualize prior year legislation and budget actions	245,319	0	245,319	0	0	0.0
Technical adjustments	(1,632,367)	0	(1,632,367)	0	0	0.0
Indirect cost assessment	(49,675)	0	(49,675)	0	0	0.0
<b>TOTAL FY 2021-22 LONG BILL APPROPRIATION</b>	<b>\$10,942,351</b>	<b>\$0</b>	<b>\$10,942,351</b>	<b>\$0</b>	<b>\$0</b>	<b>21.1</b>
\$ Change from prior year	(\$76,392)	\$0	(\$76,392)	\$0	\$0	0.0
% Change from prior year	(0.7%)	n/a	(0.7%)	n/a	n/a	0.0%

**INFORMATION TECHNOLOGY DIVISION:** The Information Technology (IT) Division provides technical and project management services, systems development, and support for information technology systems in the Department, including: (1) web based search and filing services used by the Business and Licensing Division to processes over 2,500 web-based transactions daily; and (2) the statewide voter registration and election management system (SCORE). The IT Division is also responsible for ensuring the Department's compliance with the Colorado Information Security Act. Cash funds for this division are entirely from the Department of State Cash Fund.

INFORMATION TECHNOLOGY DIVISION						
	TOTAL FUNDS	GENERAL FUND	CASH FUNDS	REAPPROPRIATED FUNDS	FEDERAL FUNDS	FTE
<b>FY 2020-21 Appropriation</b>	<b>\$9,266,683</b>	<b>\$0</b>	<b>\$9,266,683</b>	<b>\$0</b>	<b>\$0</b>	<b>46.0</b>
<b>CHANGES FROM FY 2020-21 APPROPRIATION</b>						
General Fund appropriation for SB19-235	\$271,360	\$271,360	\$0	\$0	\$0	0.0
Annualize prior year legislation and budget actions	(67,200)	0	(67,200)	0	0	0.0
<b>TOTAL FY 2021-22 LONG BILL APPROPRIATION</b>	<b>\$9,470,843</b>	<b>\$271,360</b>	<b>\$9,199,483</b>	<b>\$0</b>	<b>\$0</b>	<b>46.0</b>
\$ Change from prior year	\$204,160	\$271,360	(\$67,200)	\$0	\$0	0.0
% Change from prior year	2.2%	n/a	(0.7%)	n/a	n/a	0.0%

**ELECTIONS DIVISION:** The Elections Division administers statewide statutory and constitutional provisions that relate to elections, including the administration of the initiative and referendum process. This includes supervising primary, general, and congressional vacancy elections; maintaining the statewide voter registration database; authorizing official recounts for federal, state, and district elections; and administering the Fair Campaign Practices Act. The Elections Division also helps the Secretary of State supervise the 64 county clerks in the execution of their statutory responsibilities relating to voter registration and elections. Additionally, the Elections Division administers the lobbyist program. This division is funded by the Department of State Cash Fund and the continuously-appropriated Federal Elections Assistance Fund, which was established to receive federal Help America Vote Act (HAVA) funding.

ELECTIONS DIVISION						
	TOTAL FUNDS	GENERAL FUND	CASH FUNDS	REAPPROPRIATED FUNDS	FEDERAL FUNDS	FTE
<b>FY 2020-21 Appropriation</b>	<b>\$7,284,966</b>	<b>\$0</b>	<b>\$7,284,966</b>	<b>\$0</b>	<b>\$0</b>	<b>39.7</b>
<b>CHANGES FROM FY 2020-21 APPROPRIATION</b>						
2020 HAVA election security grant state match	\$1,426,773	\$0	\$1,426,773	\$0	\$0	0.0
Centrally appropriated line items	170,568	0	170,568	0	0	0.0
Annualize prior year legislation and budget actions	(135,000)	0	(135,000)	0	0	0.0
<b>TOTAL FY 2021-22 LONG BILL APPROPRIATION</b>	<b>\$8,747,307</b>	<b>\$0</b>	<b>\$8,747,307</b>	<b>\$0</b>	<b>\$0</b>	<b>39.7</b>
\$ Change from prior year	\$1,462,341	\$0	\$1,462,341	\$0	\$0	0.0
% Change from prior year	20.1%	n/a	20.1%	n/a	n/a	0.0%

**BUSINESS AND LICENSING DIVISION:** The Business and Licensing Division is responsible for processing filings from businesses and nonprofits and collecting the associated fees, as well as: overseeing the Business Intelligence Center and the Go Code Colorado statewide public data challenge event; licensing entities involved in charitable gaming; registering charitable organizations; licensing and regulating notaries public; and publishing the Code of Colorado Regulations.

BUSINESS AND LICENSING DIVISION						
	TOTAL FUNDS	GENERAL FUND	CASH FUNDS	REAPPROPRIATED FUNDS	FEDERAL FUNDS	FTE
<b>FY 2020-21 Appropriation</b>	<b>\$3,532,789</b>	<b>\$0</b>	<b>\$3,532,789</b>	<b>\$0</b>	<b>\$0</b>	<b>40.2</b>
<b>CHANGES FROM FY 2020-21 APPROPRIATION</b>						
Annualize prior year legislation and budget actions	(\$29,561)	\$0	(\$29,561)	\$0	\$0	(0.5)
<b>TOTAL FY 2021-22 LONG BILL APPROPRIATION</b>	<b>\$3,503,228</b>	<b>\$0</b>	<b>\$3,503,228</b>	<b>\$0</b>	<b>\$0</b>	<b>39.7</b>
\$ Change from prior year	(\$29,561)	\$0	(\$29,561)	\$0	\$0	(0.5)
% Change from prior year	(0.8%)	n/a	(0.8%)	n/a	n/a	(1.2%)



# DEPARTMENT OF TRANSPORTATION

**Description:** The Colorado Department of Transportation (CDOT) is primarily responsible for the construction, maintenance, and operation of Colorado's state highway system, with additional responsibilities relating to aviation, interregional bus service, transit, multimodal transportation, and other state transportation systems. Most policy and budget authority for the Department rests with the Transportation Commission, which is composed of eleven governor-appointed members who represent specific districts around the state. Department staff provide support to the Commission as it adopts budgets, establishes policies, and implements Commission decisions. The Department's responsibilities include managing highway construction projects, implementing the State's Highway Safety Plan, operating and maintaining Colorado's 9,100-mile state highway system, providing technical support to local airports regarding aviation safety, distributing aviation fuel tax revenues and discretionary grants to local airports, and distributing grants for multimodal transportation projects. The structure of the Department shown in the Long Bill corresponds with the General Assembly's authority over particular areas of the Department's budget and differs from the Department's administrative organization.

The CDOT portion of the Long Bill is unique: it is a revenue allocation document that projects department revenues from all sources, including federal grants and transfers from the General Fund. It also shows how those revenues are expected to be allocated among divisions.

DEPARTMENT OF TRANSPORTATION						
	TOTAL FUNDS	GENERAL FUND	CASH FUNDS	REAPPROPRIATED FUNDS	FEDERAL FUNDS	FTE
<b>FY 2020-21 Appropriation</b>	<b>\$1,984,492,382</b>	<b>\$1,000,000</b>	<b>\$1,346,836,605</b>	<b>\$7,078,096</b>	<b>\$629,577,681</b>	<b>3,326.0</b>
<b>CHANGES FROM FY 2020-21 APPROPRIATION</b>						
<b>FY 2021-22 revenue forecast compared to FY 2020-21 forecast</b>						
Revenue from Bridge Enterprise sources	4,434,279	0	4,434,279	0	0	0.0
Revenue from Transportation Enterprise sources	32,007	0	1,632,007	(1,600,000)	0	0.0
Revenue from Construction, Maintenance, and Operations (CM&O) sources	(89,198,763)	0	(101,824,445)	0	12,625,682	0.0
<b>Total revenue adjustments</b>	<b>(\$84,732,477)</b>	<b>\$0</b>	<b>(\$95,758,159)</b>	<b>(\$1,600,000)</b>	<b>\$12,625,682</b>	<b>0.0</b>
<b>FY 2021-22 revenue forecast</b>	<b>\$1,899,759,905</b>	<b>\$1,000,000</b>	<b>\$1,251,078,446</b>	<b>\$5,478,096</b>	<b>\$642,203,363</b>	<b>3,326.0</b>
<b>Offsetting revenue allocation adjustments</b>						
Other common policy changes in the Administration Division						
Admin impact	2,211,872	0	2,212,169	(297)	0	0.0
CM&O impact	(2,211,872)	0	(2,212,169)	297	0	0.0
Total-compensation changes in the Administration Division						
Admin impact	774,437	0	774,437	0	0	0.0
CM&O impact	(774,437)	0	(774,437)	0	0	0.0
Annualize prior year legislation						
Admin impact	548,282	0	548,282	0	0	0.0
CM&O impact	(548,282)	0	(548,282)	0	0	0.0
Non-prioritized decision items in the Administration Division						
Admin impact	(492,901)	0	(492,901)	0	0	0.0
CM&O impact	492,901	0	492,901	0	0	0.0
Administration efficiency savings						
Admin impact	(1,075,612)	0	(1,075,612)	0	0	0.0
CM&O impact	1,075,612	0	1,075,612	0	0	0.0
Impact of offsetting changes in affected divisions						
Admin impact	1,966,078	0	1,966,375	(297)	0	0.0
CM&O impact	(1,966,078)	0	(1,966,375)	297	0	0.0

DEPARTMENT OF TRANSPORTATION						
	TOTAL FUNDS	GENERAL FUND	CASH FUNDS	REAPPROPRIATED FUNDS	FEDERAL FUNDS	FTE
<b>Net impact of offsetting expenditure adjustments</b>	<b>\$0</b>	<b>\$0</b>	<b>\$0</b>	<b>\$0</b>	<b>\$0</b>	<b>0.0</b>
<b>Non-offsetting expenditure adjustments</b>						
Marijuana Impaired Driving Program expenditure adjustment	500,000	0	500,000	0	0	0.0
Southwest Chief Fund	300,000	0	300,000	0	0	0.0
First Time Drunk Driving Offender Account expenditure adjustment	(900,000)	0	(900,000)	0	0	0.0
Annualize prior year budget actions	(1,000,000)	(1,000,000)	0	0	0	0.0
<b>Total non-offsetting expenditure adjustments</b>	<b>(\$1,100,000)</b>	<b>(\$1,000,000)</b>	<b>(\$100,000)</b>	<b>\$0</b>	<b>\$0</b>	<b>0.0</b>
<b>TOTAL FY 2021-22 LONG BILL APPROPRIATION</b>	<b>\$1,898,659,905</b>	<b>\$0</b>	<b>\$1,250,978,446</b>	<b>\$5,478,096</b>	<b>\$642,203,363</b>	<b>3,326.0</b>
\$ Change from prior year	(\$85,832,477)	(\$1,000,000)	(\$95,858,159)	(\$1,600,000)	\$12,625,682	0.0
% Change from prior year	(4.3%)	(100.0%)	(7.3%)	(22.6%)	2.0%	0.0%

Admin = Administration Division  
CM&O = Construction, Maintenance, and Operations Division

## DESCRIPTION OF INCREMENTAL CHANGES

### REVENUE FORECAST CHANGES

CDOT's Long Bill section forecasts the revenue CDOT expects to receive during FY 2021-22, based on the Final Revenue Allocation Plan approved on March 18, 2021.

**REVENUE FROM BRIDGE ENTERPRISE SOURCES:** CDOT's current forecast of FY 2021-22 revenues from bridge safety surcharge fees is up \$4.4 million from its November 2019 forecast of Bridge Enterprise revenue.

**REVENUE FROM TRANSPORTATION ENTERPRISE SOURCES:** CDOT's current forecast of FY 2021-22 revenues from user fees generated on corridors owned by the High Performance Transportation Enterprise (HPTE) is up slightly from November 2019.

**REVENUE FROM CONSTRUCTION, MAINTENANCE, AND OPERATIONS (CM&O) SOURCES:** The request reflects a decrease in anticipated revenue of \$89.2 million. This includes changes made in H.B. 20-1376 (Modify Transportation Funding Mechanisms) that result in CDOT paying \$62.0 million in debt service payments that were previously subsidized by the General Fund, as well as continued depression of transportation activity and revenue related to the COVID-19 pandemic.

### OFFSETTING REVENUE ALLOCATION ADJUSTMENTS

Offsetting revenue allocation adjustments move revenue from one CDOT division to another without altering total revenue. Most revenue allocation adjustments are due to common policy changes that alter the amount CDOT must expend in the Administration Division.

**OTHER COMMON POLICY CHANGES IN ADMINISTRATION DIVISION:** The bill allocates \$2,211,872 more to the Administration Division for the following operating common policy adjustments, decreasing revenue to the CM&O Division by the same amount.

OTHER COMMON POLICY CHANGES IN THE ADMINISTRATION DIVISION						
	TOTAL FUNDS	GENERAL FUND	CASH FUNDS	REAPPROPRIATED FUNDS	FEDERAL FUNDS	FTE
Operating common policy adjustments (Admin impact)	\$2,136,385	\$0	\$2,136,385	\$0	\$0	0.0
Payments to OIT adjustment (Admin impact)	177,246	0	177,246	0	0	0.0
Indirect cost assessment adjustment (Admin impact)	7,785	0	8,082	(297)	0	0.0
Legal services adjustment (Admin impact)	(109,544)	0	(109,544)	0	0	0.0
<b>TOTAL</b>	<b>\$2,211,872</b>	<b>\$0</b>	<b>\$2,212,169</b>	<b>(\$297)</b>	<b>\$0</b>	<b>0.0</b>

**TOTAL-COMPENSATION CHANGES IN ADMINISTRATION DIVISION:** The bill allocates an additional \$774,437 of revenue to the Administration Division to pay for changes in compensation-related common policy expenditures. To pay for the increase, revenue allocated to the CM&O Division is reduced by the same amount.

**ANNUALIZE PRIOR YEAR LEGISLATION IN ADMINISTRATION DIVISION:** The bill allocates an additional \$548,282 of revenue to the Administration Division and an offsetting decrease in the CM&O Division for the annualization of H.B. 20-1153 (Colorado Partnership for Quality Jobs and Services Act).

**NON-PRIORITIZED DECISION ITEMS IN ADMINISTRATION DIVISION:** The bill includes a decrease to the Administration Division for the OIT Budget Request package. Revenue in the CM&O Division will be increased by the same amount.

**ADMINISTRATION EFFICIENCY SAVINGS:** The bill includes a reduction of \$1,075,612 cash funds for FY 2021-22 within the appropriated Administration Division line item, which represents a 2.8 percent reduction of spending on administrative activities that are paid from the State Highway Fund. The savings will be used to increase cash fund spending in the continuously appropriated Construction, Maintenance, and Operations Division by an offsetting amount.

#### NON-OFFSETTING EXPENDITURE ADJUSTMENTS

**MARIJUANA IMPAIRED DRIVING PROGRAM EXPENDITURE ADJUSTMENT:** FY 2020-21 balancing actions included a one-time reduction of \$500,000 from the Marijuana Tax Cash Fund; the bill includes a corresponding increase as an annualization of the previous year's action.

**SOUTHWEST CHIEF FUND:** The bill includes an additional \$300,000 from the Southwest Chief Fund to support the Commission's Consolidated Rail Infrastructure and Safety Improvements (CRISI) grant match obligations, as well as personal services and operating expenses.

**FIRST TIME DRUNK DRIVING OFFENDER ACCOUNT EXPENDITURE ADJUSTMENT:** The amount included in the bill for the First Time Drunk Driver program represents the remaining fund balance, not new revenue. The \$900,000 reduction reflects a remaining balance of \$600,000.

**ANNUALIZE PRIOR YEAR BUDGET ACTIONS:** The bill includes a \$1.0 million General Fund decrease in the Special Purpose Division. FY 2020-21 balancing actions included a one-time appropriation of \$1.0 million General Fund to a new line item for *Transportation for Vulnerable Populations, Including Seniors* that was intended to partially offset a transfer of \$10.0 million from the Multimodal Transportation Options Fund to the General Fund.

## SUMMARY OF CHANGES BY LONG BILL DIVISION

SUMMARY TABLE FOR DEPARTMENT OF TRANSPORTATION						
	TOTAL FUNDS	GENERAL FUND	CASH FUNDS	REAPPROPRIATED FUNDS	FEDERAL FUNDS	FTE
<b>FY 2020-21 Appropriation</b>	<b>\$1,984,492,382</b>	<b>\$1,000,000</b>	<b>\$1,346,836,605</b>	<b>\$7,078,096</b>	<b>\$629,577,681</b>	<b>3,326.0</b>
CHANGES FROM FY 2020-21 BY LONG BILL DIVISION						
Administration	\$1,966,078	\$0	\$1,966,375	(\$297)	\$0	0.0
Construction, Maintenance, and Operations	(91,164,841)	0	(103,790,820)	297	12,625,682	0.0
Statewide Bridge Enterprise	4,434,279	0	4,434,279	0	0	0.0
High Performance Transportation Enterprise	32,007	0	1,632,007	(1,600,000)	0	0.0
Southwest Chief and Front Range Passenger Rail Commission	300,000	0	300,000	0	0	0.0
Special Purpose	(1,400,000)	(1,000,000)	(400,000)	0	0	0.0
<b>TOTAL FY 2021-22 LONG BILL APPROPRIATION</b>	<b>\$1,898,659,905</b>	<b>\$0</b>	<b>\$1,250,978,446</b>	<b>\$5,478,096</b>	<b>\$642,203,363</b>	<b>3,326.0</b>
\$ Change from prior year	(\$85,832,477)	(\$1,000,000)	(\$95,858,159)	(\$1,600,000)	\$12,625,682	0.0
% Change from prior year	(4.3%)	(100.0%)	(7.1%)	(22.6%)	2.0%	0.0%

## APPROPRIATION DETAIL BY LONG BILL DIVISION

**ADMINISTRATION:** The Administration section consists of the Transportation Commission, the Office of the Executive Director, the Office of Government Relations, the Public Relations Office, the Office of Information Technology, the Office of Financial Management and Budget, the Accounting Branch, the Chief Engineer and Regional Directors, the multi-agency fleet vehicle garage, the Division of Human Resources and Administration, the Division of Audit, and other centralized administrative appropriations for the Department.

ADMINISTRATION						
	TOTAL FUNDS	GENERAL FUND	CASH FUNDS	REAPPROPRIATED FUNDS	FEDERAL FUNDS	FTE
<b>FY 2020-21 Appropriation</b>	<b>\$35,709,985</b>	<b>\$0</b>	<b>\$35,646,798</b>	<b>\$63,187</b>	<b>\$0</b>	<b>158.0</b>
CHANGES FROM FY 2020-21 APPROPRIATION						
Other changes in Admin (Admin impact)	\$2,211,872	\$0	\$2,212,169	(\$297)	\$0	0.0
Total-comp changes in Admin (Admin impact)	774,437	0	774,437	0	0	0.0
Annualize prior year legislation (Admin impact)	548,282	0	548,282	0	0	0.0
Administration efficiency savings (Admin impact)	(1,075,612)	0	(1,075,612)	0	0	0.0
Non-prioritized decision items in the Administration Division	(492,901)	0	(492,901)	0	0	0.0
<b>TOTAL FY 2021-22 LONG BILL APPROPRIATION</b>	<b>\$37,676,063</b>	<b>\$0</b>	<b>\$37,613,173</b>	<b>\$62,890</b>	<b>\$0</b>	<b>158.0</b>
\$ Change from prior year	\$1,966,078	\$0	\$1,966,375	(\$297)	\$0	0.0
% Change from prior year	5.5%	n/a	5.5%	(0.5%)	n/a	0.0%

**CONSTRUCTION, MAINTENANCE, AND OPERATIONS:** This division is responsible for transportation planning, inter-modal transportation programs, and all phases of highway operation including engineering, construction, and maintenance. The amounts shown are revenue estimates and are included for informational purposes only.

**CONSTRUCTION, MAINTENANCE, AND OPERATIONS**

	TOTAL FUNDS	GENERAL FUND	CASH FUNDS	REAPPROPRIATED FUNDS	FEDERAL FUNDS	FTE
<b>FY 2020-21 Appropriation</b>	<b>\$1,802,173,507</b>	<b>\$0</b>	<b>\$1,171,180,917</b>	<b>\$1,414,909</b>	<b>\$629,577,681</b>	<b>3,156.0</b>
<b>CHANGES FROM FY 2020-21 APPROPRIATION</b>						
Administration efficiency savings (CM&O impact)	\$1,075,612	\$0	\$1,075,612	\$0	\$0	0.0
NP decision items in Admin (CM&O impact)	492,901	0	492,901	0	0	0.0
Revenue from CM&O sources	(89,198,763)	0	(101,824,445)	0	12,625,682	0.0
Other changes in Admin (CM&O impact)	(2,211,872)	0	(2,212,169)	297	0	0.0
Total-comp changes in Admin (CM&O impact)	(774,437)	0	(774,437)	0	0	0.0
Annualize prior year legislation (CM&O impact)	(548,282)	0	(548,282)	0	0	0.0
<b>TOTAL FY 2021-22 LONG BILL APPROPRIATION</b>	<b>\$1,711,008,666</b>	<b>\$0</b>	<b>\$1,067,390,097</b>	<b>\$1,415,206</b>	<b>\$642,203,363</b>	<b>3,156.0</b>
\$ Change from prior year	(\$91,164,841)	\$0	(\$103,790,820)	\$297	\$12,625,682	0.0
% Change from prior year	(5.1%)	n/a	(8.9%)	0.0%	2.0%	0.0%

**STATEWIDE BRIDGE ENTERPRISE:** The purpose of this TABOR enterprise is to finance, repair, reconstruct and replace bridges designated as structurally deficient or functionally obsolete, and rated "poor." The Enterprise has the authority to issue revenue bonds and borrow funds from the Transportation Commission, which serves as the Enterprise's Board. The Enterprise receives revenue from the bridge safety surcharge on vehicle registrations. The amounts shown in the Long Bill are based on revenue estimates and are included for informational purposes only.

**STATEWIDE BRIDGE ENTERPRISE**

	TOTAL FUNDS	GENERAL FUND	CASH FUNDS	REAPPROPRIATED FUNDS	FEDERAL FUNDS	FTE
<b>FY 2020-21 Appropriation</b>	<b>\$120,910,162</b>	<b>\$0</b>	<b>\$120,910,162</b>	<b>\$0</b>	<b>\$0</b>	<b>1.0</b>
<b>CHANGES FROM FY 2020-21 APPROPRIATION</b>						
Revenue from Bridge Enterprise sources	\$4,434,279	\$0	\$4,434,279	\$0	\$0	0.0
<b>TOTAL FY 2021-22 LONG BILL APPROPRIATION</b>	<b>\$125,344,441</b>	<b>\$0</b>	<b>\$125,344,441</b>	<b>\$0</b>	<b>\$0</b>	<b>1.0</b>
\$ Change from prior year	\$4,434,279	\$0	\$4,434,279	\$0	\$0	0.0
% Change from prior year	3.7%	n/a	3.7%	n/a	n/a	0.0%

**HIGH PERFORMANCE TRANSPORTATION ENTERPRISE:** The High-Performance Transportation Enterprise (HPTE) utilizes innovative techniques to finance surface transportation projects, including public-private partnerships, operating concession agreements, design-build contracting, user fee-based project financing, and tolling of existing highway capacity. (The HPTE must receive local approval for tolling projects.) The amounts shown in the Long Bill come from two main sources: user-fee revenue estimates from Express Lanes on I-25 and the I-70 mountain corridor as well as a fee-for-service payments. The HPTE is a TABOR enterprise; its Long Bill appropriation is shown for informational purposes only.

**HIGH PERFORMANCE TRANSPORTATION ENTERPRISE**

	TOTAL FUNDS	GENERAL FUND	CASH FUNDS	REAPPROPRIATED FUNDS	FEDERAL FUNDS	FTE
<b>FY 2020-21 Appropriation</b>	<b>\$22,648,728</b>	<b>\$0</b>	<b>\$17,048,728</b>	<b>\$5,600,000</b>	<b>\$0</b>	<b>9.0</b>
<b>CHANGES FROM FY 2020-21 APPROPRIATION</b>						

HIGH PERFORMANCE TRANSPORTATION ENTERPRISE						
	TOTAL FUNDS	GENERAL FUND	CASH FUNDS	REAPPROPRIATED FUNDS	FEDERAL FUNDS	FTE
Revenue from Transportation Enterprise sources	\$32,007	\$0	\$1,632,007	(\$1,600,000)	\$0	0.0
<b>TOTAL FY 2021-22 LONG BILL APPROPRIATION</b>	<b>\$22,680,735</b>	<b>\$0</b>	<b>\$18,680,735</b>	<b>\$4,000,000</b>	<b>\$0</b>	<b>9.0</b>
\$ Change from prior year	\$32,007	\$0	\$1,632,007	(\$1,600,000)	\$0	0.0
% Change from prior year	0.1%	n/a	9.6%	(28.6%)	n/a	0.0%

**SOUTHWEST CHIEF AND FRONT RANGE PASSENGER RAIL COMMISSION:** House Bill 14-1161 created the Southwest Chief Rail Line Economic Development, Rural Tourism, and Infrastructure Repair and Maintenance Commission to encourage Amtrak to continue the existing Southwest Chief rail line service and expand the service to include a stop in Pueblo and potentially Walsenberg. Senate Bill 17-153 extended the Commission's life, expanded its duties, and renamed it the Southwest Chief and Front Range Passenger Rail Commission. The expanded duties include facilitating the future of Front Range passenger rail. The cash funds are from the Commission's cash fund and from gifts, grants, and donations.

SOUTHWEST CHIEF AND FRONT RANGE PASSENGER RAIL COMMISSION						
	TOTAL FUNDS	GENERAL FUND	CASH FUNDS	REAPPROPRIATED FUNDS	FEDERAL FUNDS	FTE
<b>FY 2020-21 Appropriation</b>	<b>\$100,000</b>	<b>\$0</b>	<b>\$100,000</b>	<b>\$0</b>	<b>\$0</b>	<b>2.0</b>
CHANGES FROM FY 2020-21 APPROPRIATION						
Southwest Chief Fund	\$300,000	\$0	\$300,000	\$0	\$0	0.0
<b>TOTAL FY 2021-22 LONG BILL APPROPRIATION</b>	<b>\$400,000</b>	<b>\$0</b>	<b>\$400,000</b>	<b>\$0</b>	<b>\$0</b>	<b>2.0</b>
\$ Change from prior year	\$300,000	\$0	\$300,000	\$0	\$0	0.0
% Change from prior year	300.0%	n/a	300.0%	n/a	n/a	0.0%

**SPECIAL PURPOSE:** This section contains funding for two programs in FY 2021-22:

- The *First Time Drunk Driving Offenders Account*, which receives revenue from drivers' license reinstatement fees following drunk driving convictions and uses the revenue to fund high visibility impaired driving enforcement events.
- The *Marijuana Impaired Driving Program*, which receives support from the Marijuana Tax Cash Fund and uses the money to fund marijuana-impaired driving prevention efforts, including public education campaigns and data collection efforts.

SPECIAL PURPOSE						
	TOTAL FUNDS	GENERAL FUND	CASH FUNDS	REAPPROPRIATED FUNDS	FEDERAL FUNDS	FTE
<b>FY 2020-21 Appropriation</b>	<b>\$2,950,000</b>	<b>\$1,000,000</b>	<b>\$1,950,000</b>	<b>\$0</b>	<b>\$0</b>	<b>0.0</b>
CHANGES FROM FY 2020-21 APPROPRIATION						
Marijuana Impaired Driving Program expenditure adjustment	\$500,000	\$0	\$500,000	\$0	\$0	0.0
Annualize prior year budget actions	(1,000,000)	(1,000,000)	0	0	0	0.0
First Time Drunk Driving Offender Account expenditure adjustment	(900,000)	0	(900,000)	0	0	0.0
<b>TOTAL FY 2021-22 LONG BILL APPROPRIATION</b>	<b>\$1,550,000</b>	<b>\$0</b>	<b>\$1,550,000</b>	<b>\$0</b>	<b>\$0</b>	<b>0.0</b>

SPECIAL PURPOSE						
	TOTAL FUNDS	GENERAL FUND	CASH FUNDS	REAPPROPRIATED FUNDS	FEDERAL FUNDS	FTE
\$ Change from prior year	(\$1,400,000)	(\$1,000,000)	(\$400,000)	\$0	\$0	0.0
% Change from prior year	(47.5%)	(100.0%)	(20.5%)	n/a	n/a	n/a

# DEPARTMENT OF THE TREASURY

**Description:** The Department: (1) acts as the State's banker and investment officer, providing investment, accounting, and cash management services and preparing related reports; (2) administers the Unclaimed Property Program; (3) disburses Senior Citizen and Disabled Veteran Property Tax Exemption payments to local governments; (4) provides short-term interest-free financing to school districts by issuing tax and revenue anticipation notes and making loans from the General Fund; (5) assists charter schools with long-term financing by making direct bond payments; (6) distributes Highway Users Tax Fund (HUTF) revenues to counties and municipalities; (7) distributes federal mineral leasing funds received for the State's share of sales, bonuses, royalties, and rentals of public lands within Colorado; (8) manages certain state public financing transactions; and (9) provides property tax reimbursements to counties for property destroyed by a natural cause.

DEPARTMENT OF THE TREASURY						
	TOTAL FUNDS	GENERAL FUND <sup>1</sup>	CASH FUNDS	REAPPROPRIATED FUNDS	FEDERAL FUNDS	FTE
FY 2020-21 Appropriation	\$653,349,820	\$179,366,724	\$456,549,852	\$17,433,244	\$0	37.9
Long Bill supplemental	700,000	700,000	0	0	0	0.0
<b>FY 2020-21 Adjusted Appropriation</b>	<b>\$654,049,820</b>	<b>\$180,066,724</b>	<b>\$456,549,852</b>	<b>\$17,433,244</b>	<b>\$0</b>	<b>37.9</b>
<b>CHANGES FROM FY 2020-21 APPROPRIATION</b>						
Annualize prior year legislation and budget actions	\$223,145,990	\$169,083,730	\$11,666	\$54,050,594	\$0	0.0
Increase property tax reimbursement appropriation	975,000	975,000	0	0	0	0.0
Department personnel costs	334,614	216,315	118,299	0	0	3.5
Non-prioritized request items	57,796	36,949	20,847	0	0	0.0
Unclaimed property technology upgrades	21,000	0	21,000	0	0	0.0
Revenue forecast adjustments	(37,290,532)	(6,379,582)	(34,419,979)	3,509,029	0	0.0
Centrally appropriated line items	(105,465)	(2,447)	(103,018)	0	0	0.0
<b>TOTAL FY 2021-22 LONG BILL APPROPRIATION</b>	<b>\$841,188,223</b>	<b>\$343,996,689</b>	<b>\$422,198,667</b>	<b>\$74,992,867</b>	<b>\$0</b>	<b>41.4</b>
\$ Change from prior year	\$187,138,403	\$163,929,965	(\$34,351,185)	\$57,559,623	\$0	3.5
% Change from prior year	28.6%	91.0%	(7.5%)	330.2%	n/a	9.2%

<sup>1</sup> Includes amounts that are exempt from the statutory limit on state General Fund appropriations pursuant to Section 24-75-201.1 (1)(a)(III)(A), C.R.S. See Appendix D for more information.

## DESCRIPTION OF INCREMENTAL CHANGES

**LONG BILL SUPPLEMENTAL:** The bill includes an increase of \$700,000 General Fund for the Property Tax Reimbursement for Property Destroyed by a Natural Cause line item to allow the Department to reimburse counties for lost property taxes caused by the wildfires in the summer of 2020. This increase brings the total appropriation in the line to \$725,000 General Fund.

**ANNUALIZE PRIOR YEAR LEGISLATION AND BUDGET ACTIONS:** The bill includes adjustments for out-year impacts of prior year budget actions and legislation.

ANNUALIZE PRIOR YEAR LEGISLATION AND BUDGET ACTIONS						
	TOTAL FUNDS	GENERAL FUND	CASH FUNDS	REAPPROPRIATED FUNDS	FEDERAL FUNDS	FTE
HB 20-1379 suspend DD to PERA	\$225,049,947	\$170,981,282	\$18,071	\$54,050,594	\$0	0.0
FY20-21 GF HLD reduction	77,812	77,812	0	0	0	0.0
SB 20-200 Implementation of CO Secure Savings Program	(1,197,552)	(1,197,552)	0	0	0	0.0



**ANNUALIZE PRIOR YEAR LEGISLATION AND BUDGET ACTIONS**

	TOTAL FUNDS	GENERAL FUND	CASH FUNDS	REAPPROPRIATED FUNDS	FEDERAL FUNDS	FTE
FY20-21 Long Bill add-on	(700,000)	(700,000)	0	0	0	0.0
SB21-051 supplemental	(84,217)	(77,812)	(6,405)	0	0	0.0
<b>TOTAL</b>	<b>\$223,145,990</b>	<b>\$169,083,730</b>	<b>\$11,666</b>	<b>\$54,050,594</b>	<b>\$0</b>	<b>0.0</b>

**INCREASE PROPERTY TAX REIMBURSEMENT APPROPRIATION:** The bill includes an increase of \$975,000 General Fund to the Property Tax Reimbursement for Property Destroyed by a Natural Cause line item, bringing the total appropriation to \$1,000,000 General Fund. This line item is used to reimburse counties for property tax revenue lost when natural disasters result in the destruction of property.

**DEPARTMENT PERSONNEL COSTS:** The bill includes an increase of \$334,614 total funds, including \$216,315 General Fund and \$118,299 cash funds, and 3.5 FTE for FY 2021-22. This appropriation would support an additional Junior Investment Officer, a Policy Director/Legislative Liaison, and two positions in the Unclaimed Property Division to assist in the management of claims and tangible property.

**NON-PRIORITIZED REQUEST ITEMS:** The bill includes items not requested by the Department but which impact the Department’s total appropriation. These items increase the Department’s appropriation by \$57,796 total funds, including \$36,949 General Fund and \$20,847 cash funds for FY 2021-22.

**NON-PRIORITIZED REQUEST ITEMS**

	TOTAL FUNDS	GENERAL FUND	CASH FUNDS	REAPPROPRIATED FUNDS	FEDERAL FUNDS	FTE
Salary survey adjustment	\$78,617	\$48,374	\$30,243	\$0	\$0	0.0
OIT Budget request package	(12,340)	(6,170)	(6,170)	0	0	0.0
Health life dental adjustment	(8,481)	(5,255)	(3,226)	0	0	0.0
<b>TOTAL</b>	<b>\$57,796</b>	<b>\$36,949</b>	<b>\$20,847</b>	<b>\$0</b>	<b>\$0</b>	<b>0.0</b>

**UNCLAIMED PROPERTY TECHNOLOGY UPGRADES:** The bill includes an increase of \$21,000 cash funds for FY 2021-22. These funds would support purchase, installation, and maintenance of a client service phone system and vault security cameras. The phone system would assist the Unclaimed Property Division’s move to permanent remote work and the security cameras would improve the physical security of the Division’s holdings.

**REVENUE FORECAST ADJUSTMENTS:** The bill includes the following adjustments resulting from the revenue forecasts.

**REVENUE FORECAST ADJUSTMENTS**

	TOTAL FUNDS	GENERAL FUND	CASH FUNDS	REAPPROPRIATED FUNDS	FEDERAL FUNDS	FTE
September forecast adjustments	\$50,708,991	\$11,278,587	\$39,430,404	\$0	\$0	0.0
PERA Direct Distribution statewide adjustment	0	(3,509,029)	0	3,509,029	\$0	0.0
March forecast adjustments	(87,999,523)	(14,149,140)	(73,850,383)	0	\$0	0.0
<b>TOTAL</b>	<b>(\$37,290,532)</b>	<b>(\$6,379,582)</b>	<b>(\$34,419,979)</b>	<b>\$3,509,029</b>	<b>\$0</b>	<b>0.0</b>

**CENTRALLY APPROPRIATED LINE ITEMS:** The bill includes adjustments to centrally appropriated line items for the following: payments to the Governor’s Office of Information Technology (OIT); Capitol complex leased space; supplemental state contributions to the Public Employees’ Retirement Association (PERA) pension fund; workers’ compensation; state contributions for health, life, and dental benefits; CORE operations; legal services; and short-term disability.

CENTRALLY APPROPRIATED LINE ITEMS						
	TOTAL FUNDS	GENERAL FUND	CASH FUNDS	REAPPROPRIATED FUNDS	FEDERAL FUNDS	FTE
Payments to OIT	\$121,331	\$60,666	\$60,665	\$0	\$0	0.0
Capitol Complex leased space	6,046	6,046	0	0	0	0.0
PERA Direct Distribution	5,392	2,175	3,217	0	0	0.0
Workers' compensation	5,164	5,164	0	0	0	0.0
Health, life, and dental	808	11,561	(10,753)	0	0	0.0
CORE	(127,140)	(57,213)	(69,927)	0	0	0.0
Legal services	(107,002)	(19,266)	(87,736)	0	0	0.0
AED	(4,926)	(5,682)	756	0	0	0.0
SAED	(4,926)	(5,682)	756	0	0	0.0
Short-term disability	(212)	(216)	4	0	0	0.0
<b>TOTAL</b>	<b>(\$105,465)</b>	<b>(\$2,447)</b>	<b>(\$103,018)</b>	<b>\$0</b>	<b>\$0</b>	<b>0.0</b>

## SUMMARY OF CHANGES BY LONG BILL DIVISION

SUMMARY TABLE FOR DEPARTMENT OF THE TREASURY						
	TOTAL FUNDS	GENERAL FUND <sup>1</sup>	CASH FUNDS	REAPPROPRIATED FUNDS	FEDERAL FUNDS	FTE
FY 2020-21 Appropriation	\$653,349,820	\$179,366,724	\$456,549,852	\$17,433,244	\$0	37.9
Long Bill supplemental	700,000	700,000	0	0	0	0.0
<b>FY 2020-21 Adjusted Appropriation</b>	<b>\$654,049,820</b>	<b>\$180,066,724</b>	<b>\$456,549,852</b>	<b>\$17,433,244</b>	<b>\$0</b>	<b>37.9</b>
CHANGES FROM FY 2020-21 BY LONG BILL DIVISION						
Administration	(\$951,146)	(\$914,859)	(\$36,287)	\$0	\$0	2.0
Unclaimed Property Program	105,081	0	105,081	0	0	1.5
Special Purpose	187,984,468	164,844,824	(34,419,979)	57,559,623	0	0.0
<b>TOTAL FY 2021-22 LONG BILL APPROPRIATION</b>	<b>\$841,188,223</b>	<b>\$343,996,689</b>	<b>\$422,198,667</b>	<b>\$74,992,867</b>	<b>\$0</b>	<b>41.4</b>
\$ Change from prior year	\$187,138,403	\$163,929,965	(\$34,351,185)	\$57,559,623	\$0	3.5
% Change from prior year	28.6%	91.0%	(7.5%)	330.2%	n/a	9.2%

<sup>1</sup> Includes amounts that are exempt from the statutory limit on state General Fund appropriations pursuant to Section 24-75-201.1 (1)(a)(III)(A), C.R.S. See Appendix D for more information.

## APPROPRIATION DETAIL BY LONG BILL DIVISION

**ADMINISTRATION DIVISION:** This office is responsible for the operation and oversight of the Department. The Division provides accounting, cash management, and investment services for the State.

ADMINISTRATION						
	TOTAL FUNDS	GENERAL FUND	CASH FUNDS	REAPPROPRIATED FUNDS	FEDERAL FUNDS	FTE
<b>FY 2020-21 Appropriation</b>	<b>\$4,477,849</b>	<b>\$2,678,304</b>	<b>\$1,799,545</b>	<b>\$0</b>	<b>\$0</b>	<b>22.4</b>
CHANGES FROM FY 2020-21 APPROPRIATION						
Department personnel costs	\$244,128	\$216,315	\$27,813	\$0	\$0	2.0
Non-prioritized request items	57,796	36,949	20,847	0	0	0.0
Annualize prior year legislation and budget actions	(1,147,605)	(1,165,676)	18,071	0	0	0.0
Centrally appropriated line items	(105,465)	(2,447)	(103,018)	0	0	0.0

ADMINISTRATION						
	TOTAL FUNDS	GENERAL FUND	CASH FUNDS	REAPPROPRIATED FUNDS	FEDERAL FUNDS	FTE
<b>TOTAL FY 2021-22 LONG BILL APPROPRIATION</b>	<b>\$3,526,703</b>	<b>\$1,763,445</b>	<b>\$1,763,258</b>	<b>\$0</b>	<b>\$0</b>	<b>24.4</b>
\$ Change from prior year	(\$951,146)	(\$914,859)	(\$36,287)	\$0	\$0	2.0
% Change from prior year	(21.2%)	(34.2%)	(2.0%)	n/a	n/a	8.9%

**UNCLAIMED PROPERTY PROGRAM:** Pursuant to the Unclaimed Property Act, the State takes possession of dormant properties held by a wide range of institutions and attempts to return the properties to their rightful owners. The Department deposits recovered money in the Unclaimed Property Trust Fund, using the principal and interest to pay claims as well as the costs of operating the program. The Department holds recovered securities for at least a year and then sells those that have not been returned, depositing sales proceeds in the Unclaimed Property Tourism Promotion Trust Fund. The State uses the interest earned by this fund to promote tourism and the State Fair. The fund source for this section is the Unclaimed Property Trust Fund.

UNCLAIMED PROPERTY PROGRAM						
	TOTAL FUNDS	GENERAL FUND	CASH FUNDS	REAPPROPRIATED FUNDS	FEDERAL FUNDS	FTE
<b>FY 2020-21 Appropriation</b>	<b>\$2,488,372</b>	<b>\$0</b>	<b>\$2,488,372</b>	<b>\$0</b>	<b>\$0</b>	<b>15.5</b>
<b>CHANGES FROM FY 2020-21 APPROPRIATION</b>						
Department personnel costs	\$90,486	\$0	\$90,486	\$0	\$0	1.5
Unclaimed property technology upgrades	21,000	0	21,000	0	0	0.0
Annualize prior year legislation and budget actions	(6,405)	0	(6,405)	0	0	0.0
<b>TOTAL FY 2021-22 LONG BILL APPROPRIATION</b>	<b>\$2,593,453</b>	<b>\$0</b>	<b>\$2,593,453</b>	<b>\$0</b>	<b>\$0</b>	<b>17.0</b>
\$ Change from prior year	\$105,081	\$0	\$105,081	\$0	\$0	1.5
% Change from prior year	4.2%	n/a	4.2%	n/a	n/a	9.7%

**SPECIAL PURPOSE:** This section reflects various disbursements and transfers the Treasurer is required to make, including the following: (1) reimbursements to local governments for property taxes lost due to the senior citizen and disabled veteran property tax exemption; (2) allocations of Highway Users Tax Fund (HUTF) revenues to local governments; and (3) funding for the lease purchase of academic facilities pursuant to Section 23-19.9-102, C.R.S.

SPECIAL PURPOSE						
	TOTAL FUNDS	GENERAL FUND	CASH FUNDS	REAPPROPRIATED FUNDS	FEDERAL FUNDS	FTE
FY 2020-21 Appropriation	\$646,383,599	\$176,688,420	\$452,261,935	\$17,433,244	\$0	0.0
Long Bill supplemental	700,000	700,000	0	0	0	0.0
<b>FY 2020-21 Adjusted Appropriation</b>	<b>\$647,083,599</b>	<b>\$177,388,420</b>	<b>\$452,261,935</b>	<b>\$17,433,244</b>	<b>\$0</b>	<b>0.0</b>
<b>CHANGES FROM FY 2020-21 APPROPRIATION</b>						
Annualize prior year legislation and budget actions	\$224,300,000	\$170,249,406	\$0	\$54,050,594	\$0	0.0
Increase property tax reimbursement appropriation	975,000	975,000	0	0	0	0.0
Revenue forecast adjustments	(37,290,532)	(6,379,582)	(34,419,979)	3,509,029	0	0.0
<b>TOTAL FY 2021-22 LONG BILL APPROPRIATION</b>	<b>\$835,068,067</b>	<b>\$342,233,244</b>	<b>\$417,841,956</b>	<b>\$74,992,867</b>	<b>\$0</b>	<b>0.0</b>

SPECIAL PURPOSE						
	TOTAL FUNDS	GENERAL FUND	CASH FUNDS	REAPPROPRIATED FUNDS	FEDERAL FUNDS	FTE
\$ Change from prior year	\$187,984,468	\$164,844,824	(\$34,419,979)	\$57,559,623	\$0	0.0
% Change from prior year	29.1%	92.9%	(7.6%)	330.2%	n/a	n/a

# CAPITAL CONSTRUCTION

**Description:** The capital construction section of the Long Bill includes funding appropriated to state departments and institutions of higher education for capital construction including controlled maintenance, capital renewal and recapitalization, capital expansion, and information technology capital projects. Capital construction appropriations are primarily supported by General Fund transferred to the Capital Construction Fund. The Capital Development Committee reviews all capital requests and makes capital funding recommendations to the Joint Budget Committee.

CAPITAL CONSTRUCTION					
	TOTAL FUNDS	CAPITAL CONSTRUCTION FUND	CASH FUNDS	REAPPROPRIATED FUNDS	FEDERAL FUNDS
FY 2018-19 Appropriation	\$323,183,487	\$139,482,604	\$183,325,883	\$375,000	\$0
Long Bill Supplemental	1,470,000	1,470,000	0	0	0
<b>FY 2018-19 Adjusted Appropriation</b>	<b>\$324,653,487</b>	<b>\$140,952,604</b>	<b>\$183,325,883</b>	<b>\$375,000</b>	<b>\$0</b>
FY 2020-21 Appropriation	\$178,202,865	\$73,543,768	\$73,166,641	\$0	\$31,492,456
Long Bill Supplemental	(2,230,000)	0	(2,230,000)	0	0
<b>FY 2020-21 Adjusted Appropriation</b>	<b>\$175,972,865</b>	<b>\$73,543,768</b>	<b>\$70,936,641</b>	<b>\$0</b>	<b>\$31,492,456</b>
<b>FY 2021-22 APPROPRIATION</b>					
<b>Part 1: Controlled Maintenance</b>					
State Agencies	\$36,527,692	\$35,679,259	\$0	\$0	\$848,433
Institutions of Higher Education	53,059,832	51,391,550	1,668,282	0	0
<b>Subtotal – Part 1: Controlled Maintenance</b>	<b>\$89,587,524</b>	<b>\$87,070,809</b>	<b>\$1,668,282</b>	<b>\$0</b>	<b>\$848,433</b>
<b>Part 2: State Agencies - Capital Renewal and Recapitalization</b>					
DNR Infrastructure and Real Property Maintenance	18,840,500	0	18,840,500	0	0
DHS CMHIP HVAC Replacement in Four Buildings (CR)	12,196,140	12,196,140	0	0	0
DOC SCF Steam Condensate Line Replacement (CR)	8,487,496	8,487,496	0	0	0
DOA CSF Repair/Replace Water, Sanitary, and Stormwater Infrastructure (CR)	3,383,907	3,383,907	0	0	0
DHS Department-wide Facility Master Plan	1,758,841	0	1,758,841	0	0
CDOT Highway Construction Projects	500,000	500,000	0	0	0
HistCO Regional Museum Preservation Projects	310,000	0	310,000	0	0
<b>Subtotal – SA Capital Renewal and Recapitalization</b>	<b>\$45,476,884</b>	<b>\$24,567,543</b>	<b>\$20,909,341</b>	<b>\$0</b>	<b>\$0</b>
<b>State Agencies - Capital Expansion</b>					
DNR Property Acquisition and Improvements	11,000,000	0	11,000,000	0	0
CDOT Weather Radar System in SW Colorado	2,600,000	300,000	100,000	1,800,000	400,000
DMVA Field Artillery Readiness Center	2,459,000	614,750	0	0	1,844,250
<b>Subtotal – SA Capital Expansion</b>	<b>\$16,059,000</b>	<b>\$914,750</b>	<b>\$11,100,000</b>	<b>\$1,800,000</b>	<b>\$2,244,250</b>
<b>Subtotal - Part 2: State Agencies</b>	<b>\$61,535,884</b>	<b>\$25,482,293</b>	<b>\$32,009,341</b>	<b>\$1,800,000</b>	<b>\$2,244,250</b>
<b>Part 3: Institutions of Higher Education - Capital Renewal and Recapitalization</b>					
UCB Helms Building Renovation	35,207,000	14,082,800	21,124,200	0	0
CMU Kinesiology Renovation and Expansion	23,289,512	17,467,133	5,822,379	0	0
AHEC Campus-wide HVAC Infrastructure Replace (CR)	20,563,100	20,353,100	210,000	0	0
CSU-P Technology Building Renovation and Addition	17,122,654	16,952,654	170,000	0	0
CCD Boulder Creek Health Science Center Renovation	15,747,133	13,227,592	2,519,541	0	0
ACC Health Programs Integration Renovation	11,152,093	8,364,000	2,788,093	0	0
TSJC Freudenthal Library Renovation	6,276,339	6,276,339	0	0	0
LCC Bowman Library Renovation	1,979,866	1,929,866	50,000	0	0
<b>Subtotal – IHE Capital Renewal and Recapitalization</b>	<b>\$131,337,697</b>	<b>\$98,653,484</b>	<b>\$32,684,213</b>	<b>\$0</b>	<b>\$0</b>
<b>Institutions of Higher Education - Capital Expansion</b>					
CSU Lease Purchase Payments, National Western Ctr COP	9,860,000	0	9,860,000	0	0
CCA New Diesel Education and Support Services Building	9,395,879	6,188,439	3,207,440	0	0
<b>Subtotal – IHE Capital Expansion</b>	<b>\$19,255,879</b>	<b>\$6,188,439</b>	<b>\$13,067,440</b>	<b>\$0</b>	<b>\$0</b>

CAPITAL CONSTRUCTION					
	TOTAL FUNDS	CAPITAL CONSTRUCTION FUND	CASH FUNDS	REAPPROPRIATED FUNDS	FEDERAL FUNDS
<b>Subtotal - Part 3: Institutions of Higher Education</b>	<b>\$150,593,576</b>	<b>\$104,841,923</b>	<b>\$45,751,653</b>	<b>\$0</b>	<b>\$0</b>
<b>TOTAL FY 2021-22 LONG BILL APPROPRIATION</b>	<b>\$301,716,984</b>	<b>\$217,395,025</b>	<b>\$79,429,276</b>	<b>\$1,800,000</b>	<b>\$3,092,683</b>
\$ Change from prior year	\$125,744,119	\$143,851,257	\$8,492,635	\$1,800,000	(\$28,399,773)
% Change from prior year	70.6%	195.6%	11.6%	n/a	(90.2%)

## DESCRIPTION OF SUPPLEMENTAL CHANGES

**LONG BILL SUPPLEMENTAL:** The bill makes the following modification to prior year appropriations:

- Adds \$1,470,000 Capital Construction Fund for increased costs for the Department of Human Services Grand Junction Regional Center Campus Relocation and Closure project for FY 2018-19; and
- Decreases \$2,230,000 cash funds from the Capitol Complex Master Plan Implementation Fund for the Department of Personnel's Capital Security Upgrades project for FY 2020-21, added in S.B. 21-052, *Capital Construction Supplemental*.

## DESCRIPTION OF PROJECTS FUNDED IN FY 2021-22

### CONTROLLED MAINTENANCE

**CONTROLLED MAINTENANCE:** The bill provides \$89.6 million total funds, including \$87.1 million Capital Construction Fund, \$1.7 million cash funds, and \$848,433 federal funds for 89 controlled maintenance projects. This includes 31 projects for state agencies totaling \$36.5 million and 58 projects for institutions of higher education totaling \$53.1 million. Controlled maintenance projects are the repair or replacement of building systems for the existing state building inventory with a total cost of no more than \$2.0 million in a single year (for phased projects).

### STATE AGENCIES CAPITAL RENEWAL AND RECAPITALIZATION

**DNR INFRASTRUCTURE AND REAL PROPERTY MAINTENANCE:** The bill provides \$18.8 million cash funds from the Wildlife Cash Fund and Highway Users Tax Fund for recapitalization projects at state parks, wildlife areas, fishing units, and administrative areas.

**DHS CMHIP HVAC REPLACEMENT IN FOUR BUILDINGS (CR):** The bill provides \$12.2 million Capital Construction Fund for a capital renewal project at the Colorado Mental Health Institute at Pueblo (CMHIP) for the replacement of HVAC systems in four buildings. Capital renewal is a controlled maintenance project that costs more than \$2.0 million in a single year. The appropriation provides funding for phase one and \$8.0 million of \$24.1 million for phase two of this three-phase project.

**DOC SCF STEAM CONDENSATE LINE REPLACEMENT (CR):** The bill provides \$8.5 million Capital Construction Fund for a capital renewal project at the Sterling Correctional Facility (SCF). The one-phase project replaces 10,020 linear feet of condensate piping and associated infrastructure for the steam heat system at the facility.

**DOA CSF REPAIR/REPLACE WATER, SANITARY, AND STORMWATER INFRASTRUCTURE (CR):** The bill provides \$3.4 million Capital Construction Fund for a capital renewal project at the Colorado State Fair (CSF) in the Department of Agriculture. The one-phase project continues repairs and replacement of water, sanitary, and stormwater systems to separate the sanitary and stormwater discharges and address water quality issues at the 4-H Complex. Previous work was completed from S.B. 17-267 state building collateralization COP funding distributions.

**DHS DEPARTMENT-WIDE FACILITY MASTER PLAN:** The bill provides \$1.8 million cash funds from the Fort Logan Land Sale Account within the Capital Construction Fund. The fund consists of proceeds from the sale of land from the Fort Logan campus to the Fort Logan National Cemetery pursuant to H.B. 17-1346, *Land Sale to Fort Logan Cemetery*. The project develops a department-wide master plan for the Department-occupied 354 buildings, totaling 4.2 million square feet on 1,573 acres and 20 campuses.

**CDOT HIGHWAY CONSTRUCTION PROJECTS:** The bill provides \$500,000 Capital Construction Fund for this item funded annually since FY 2010-11 with Referendum C, General Fund Exempt funds.

**HISTCO REGIONAL MUSEUM PRESERVATION PROJECTS:** The bill provides \$310,000 cash funds, including \$210,000 from limited gaming revenues and \$100,000 from revenue generated at community museums and historic sites, for ongoing preservation projects at History Colorado museums and historic sites.

#### STATE AGENCIES CAPITAL EXPANSION

**DNR PROPERTY ACQUISITIONS AND IMPROVEMENTS:** The bill provides \$11.0 million cash funds from the Wildlife Cash Fund to acquire interests in real property to protect, preserve, enhance, and manage wildlife and the environment.

**CDOT WEATHER RADAR SYSTEM IN SW COLORADO:** The bill provides \$2.6 million total funds, including \$300,000 Capital Construction Fund, to purchase and install a C-band, dual polarization Doppler weather radar system southwest of Durango. Installation allows data collection in a 146-mile radius in the Four Corners area not currently covered by federal radar systems.

**DMVA FIELD ARTILLERY READINESS CENTER:** The bill provides \$2.5 million total funds, including \$614,750 Capital Construction Fund and \$1.8 million federal funds, for the Department of Military and Veterans Affairs for a first, design phase, of a three-phase project to construct a 75,332 square foot readiness center (armory) in Jefferson County. The facility will accommodate the 236-soldier 157<sup>th</sup> Field Artillery Unit and a headquarters battery.

#### INSTITUTIONS OF HIGHER EDUCATION CAPITAL RENEWAL AND RECAPITALIZATION

**UCB HELLEMS BUILDING RENOVATION:** The bill provides \$35.2 million total funds, including \$14.1 million Capital Construction Fund and \$21.1 million cash funds from institutional sources for the Hellems Building and Mary Rippon Theatre renovation project for this nearly 100-year-old building at the University of Colorado at Boulder. The appropriation provides funding for phases one and two of this four-phase project. Phase one is design while the subsequent phases each address renovation of one of the building's three wings.

**CMU KINESIOLOGY RENOVATION AND EXPANSION:** The bill provides \$23.3 million total funds, including \$17.5 million Capital Construction Fund and \$5.8 million cash funds from institutional sources for this one-phase project at the Colorado Mesa University. The project renovates 16,900 square feet for the Kinesiology Department within the Maverick Pavilion and constructs a 46,206 square foot addition to the Maverick Pavilion.

**AHEC CAMPUS-WIDE HVAC INFRASTRUCTURE REPLACE (CR):** The bill provides \$20.6 million total funds, including \$20.4 million Capital Construction Fund and \$210,000 cash funds from the three institutions on the Auraria Campus for a capital renewal project at the Auraria Higher Education Center. This one-phase project replaces the HVAC systems campus-wide for nine buildings totaling 1.25 million square feet.

**CSU-P TECHNOLOGY BUILDING RENOVATION AND ADDITION:** The bill provides \$17.1 million total funds, including \$17.0 million Capital Construction Fund and \$170,000 cash funds from institutional sources for this one-phase project at the Colorado State University – Pueblo. The project includes the renovation of the 57,654 square foot Technology Building and the construction of a 20,000 square foot addition. The building will house five

departments, including Teacher Education, Engineering, Civil Engineering Technology, Nursing, and Automotive Industry Management.

**CCD BOULDER CREEK HEALTH SCIENCE CENTER RENOVATION:** The bill provides \$15.7 million total funds, including \$13.2 million Capital Construction Fund and \$2.5 million cash funds from institutional sources for this project at the Community College of Denver. The appropriation provides funding for phases one and two of this three-phase project to renovate the 63,700 square foot Boulder Creek Building and construct a 10,000 square foot addition to consolidate healthcare programming in one location. Phases one and two will renovate the building, while phase three will construct the addition along Colfax Avenue.

**ACC HEALTH PROGRAMS INTEGRATION RENOVATION:** The bill provides \$11.2 million total funds, including \$8.4 million Capital Construction Fund and \$2.8 million cash funds from institutional sources for Arapahoe Community College to renovate the 39,400 square foot Annex Building on the Littleton Campus for this one-phase project. The project will integrate the college's health programs, including Emergency Medical Services, Medical Assistant, Nursing, Nurse's Aide, and Physical Therapist Assistant.

**TSJC FREUDENTHAL LIBRARY RENOVATION:** The bill provides \$6.3 million Capital Construction Fund for the Freudenthal Library Renovation project at the Trinidad State Junior College for phase one of a two-phase project. The building houses the campus library, student services, classroom space, faculty offices, and the Loudon-Henritze Archaeology Museum. The project creates new student study spaces and reorganizes student support offices.

**LCC BOWMAN LIBRARY RENOVATION:** The bill provides \$2.0 million total funds, including \$1.9 million Capital Construction Fund and \$50,000 cash funds from institutional sources for Lamar Community College's Bowman Library Renovation project. This one-phase project renovates 6,962 square feet of the existing library, tutoring lab classroom, and testing center in the Bowman Building to construct a Learning Commons space and upgrade technology and electrical equipment.

#### INSTITUTIONS OF HIGHER EDUCATION CAPITAL EXPANSION

**CSU LEASE PURCHASE PAYMENTS, NATIONAL WESTERN CTR COP:** The bill provides \$9.9 million cash funds from the National Western Center Trust Fund (NWCTF) for certificate of participation, or COP, payments for construction of buildings on the National Western Center campus and affiliated buildings on the Colorado State University campus. Cash funds in the NWCTF are from a General Fund transfer to the NWCTF pursuant to Section 23-31-902 (3), C.R.S.

**CCA NEW DIESEL EDUCATION AND SUPPORT SERVICES BUILDING:** The bill provides \$9.4 million total funds, including \$6.2 million Capital Construction Fund and \$3.2 million cash funds from institutional sources for this new building for the Community College of Aurora. This one-phase project constructs a 22,250 square foot Diesel and Support Services Building. The project will co-locate Diesel Power Mechanics, Campus Facilities, and Information Technology departments from other facilities currently located on the CentreTech and Lowry campuses.

---



# INFORMATION TECHNOLOGY PROJECTS

**Description:** The information technology projects (IT Capital) section of the Long Bill includes funding appropriated to state departments and higher education institutions for information technology capital projects. Capital construction appropriations are primarily supported by General Fund transferred to the Information Technology Capital Account (IT Capital Account) within the Capital Construction Fund. The Joint Technology Committee reviews all IT capital requests and makes IT capital funding recommendations to the Joint Budget Committee.

INFORMATION TECHNOLOGY PROJECTS					
	TOTAL FUNDS	CAPITAL CONSTRUCTION FUND	CASH FUNDS	REAPPROPRIATED FUNDS	FEDERAL FUNDS
<b>FY 2020-21 Appropriation</b>	<b>\$8,135,795</b>	<b>\$445,000</b>	<b>\$3,685,795</b>	<b>\$0</b>	<b>\$4,005,000</b>
<b>FY 2021-22 APPROPRIATION</b>					
<b>State Agencies</b>					
CDLE: Modernize CO Automated Tax System	\$28,422,240	\$0	\$28,422,240	\$0	\$0
DHS: Behavioral Health Infrastructure Investments	8,446,918	6,616,918	0	0	1,830,000
HCPF: Rural Connectivity	6,498,000	1,081,800	0	0	5,416,200
<b>Subtotal - State Agencies</b>	<b>\$43,367,158</b>	<b>\$7,698,718</b>	<b>\$28,422,240</b>	<b>\$0</b>	<b>\$7,246,200</b>
<b>Institutions of Higher Education</b>					
HED: ASU/FLC/WSCU Digital Transformation Initiative for Rural Higher Education	\$9,291,975	\$9,199,055	\$92,920	\$0	\$0
HED: CMU Network Security and Resiliency Project	2,472,417	2,249,898	222,519	0	0
HED: CNCC Network and Security Upgrade	1,921,053	1,746,412	174,641	0	0
HED: CCD Classroom and Conference Room Technology	1,697,743	1,595,878	101,865	0	0
HED: MSU-D Network Infrastructure Modernization	1,500,000	1,250,000	250,000	0	0
HED: MSU-D Reimagine the Campus Digital Experience	1,500,000	1,300,000	200,000	0	0
HED: UNC Next Generation Cyber Secure Network	1,202,987	1,191,077	11,910	0	0
HED: CSM Re-envisioning Mines ERP and SIS	911,000	789,000	122,000	0	0
HED: CSU Upgrade Network Hardware	760,000	541,000	219,000	0	0
HED: OJC Technology and Equipment Upgrades	722,750	597,750	125,000	0	0
HED: LCC Technology and Equipment Upgrades	588,300	553,002	35,298	0	0
<b>Subtotal - Institutions of Higher Education</b>	<b>\$22,568,225</b>	<b>\$21,013,072</b>	<b>\$1,555,153</b>	<b>\$0</b>	<b>\$0</b>
<b>TOTAL FY 2021-22 LONG BILL APPROPRIATION</b>	<b>\$65,935,383</b>	<b>\$28,711,790</b>	<b>\$29,977,393</b>	<b>\$0</b>	<b>\$7,246,200</b>
\$ Change from prior year	\$57,799,588	\$28,266,790	\$26,291,598	\$0	\$3,241,200
% Change from prior year	710.4%	6,352.1%	713.3%	n/a	80.9%

## DESCRIPTION OF INFORMATION TECHNOLOGY PROJECTS FUNDED IN FY 2021-22

**CDLE: MODERNIZE CO AUTOMATED TAX SYSTEM:** The bill provides \$28.4 million cash funds for the Department of Labor and Employment's Modernize Colorado Automated Tax System project. The project modernizes the Colorado Automated Tax System (CATS), the employer services component of the unemployment insurance legacy system. Cash funds are provided from the Employment and Training Technology (ETT) Fund.

**DHS: BEHAVIORAL HEALTH INFRASTRUCTURE INVESTMENTS:** The bill provides \$8.4 million total funds, including \$6.6 million Capital Construction Fund and \$1.8 million federal funds for the Department of Human Services Behavioral Health Infrastructure Investments project. The project includes the following components:

consolidated behavioral health data collection; a virtual crisis telehealth app; a health information exchange; a bed capacity tracking system; and other support components.

**HCPF: RURAL CONNECTIVITY:** The bill provides \$6.5 million total funds, including \$1.1 million Capital Construction Fund and \$5.4 million federal funds, for the Department of Health Care Policy and Financing and the Governor's Office of eHealth Innovation (OeHI) for their Rural Connectivity project. The project will increase rural health providers' access to health information, analytics, and technical support to improve the health and safety of rural communities.

**HED: ASU/FLC/WSCU DIGITAL TRANSFORMATION INITIATIVE FOR RURAL HIGHER EDUCATION:** The bill provides \$9.3 million total funds, including \$9.2 million Capital Construction Fund and \$92,920 cash funds, for the Digital Transformation Initiative for Rural Higher Education project for Adams State University, Fort Lewis College, and Western State Colorado University. This represents the first phase of a two-phase project intended to modernize the institutions' Enterprise Resource Planning (ERP) systems, which manage human resources and finance components and student information systems (SIS), and the move to a cloud-based ERP/SIS solution.

**HED: CMU NETWORK SECURITY AND RESILIENCY PROJECT:** The bill provides \$2.5 million total funds, including \$2.2 million Capital Construction Fund and \$222,519 cash funds, for the Colorado Mesa University's Network Security and Resiliency project. The project modernizes the University's network hardware.

**HED: CNCC NETWORK AND SECURITY UPGRADE:** The bill provides \$1.9 million total funds, including \$1.7 million Capital Construction Fund and \$174,641 cash funds, for the Colorado Northwestern Community College's Network and Security Upgrades project. The project will upgrade the College's network capabilities with a new fiber optic network and strengthen the existing network's security.

**HED: CCD CLASSROOM AND CONFERENCE ROOM TECHNOLOGY:** The bill provides \$1.7 million total funds, including \$1.6 million Capital Construction Fund and \$101,865 cash funds, for the Community College of Denver's Classroom and Conference Room Technology project. This represents phase one of a three-phase project to replace, update, and standardize the College's classroom and conference room technology.

**HED: MSU-D NETWORK INFRASTRUCTURE MODERNIZATION:** The bill provides \$1.5 million total funds, including \$1.3 million Capital Construction Fund and \$250,000 cash funds, for the Metropolitan State University of Denver's Network Infrastructure Modernization project. This represents phase one of a three-phase project to modernize network infrastructure and address deferred maintenance on current IT infrastructure.

**HED: MSU-D REIMAGINE THE CAMPUS DIGITAL EXPERIENCE:** The bill provides \$1.5 million total funds, including \$1.3 million Capital Construction Fund and \$200,000 cash funds, for the Metropolitan State University of Denver's Reimagine the Campus Digital Experience project. This represents phase one of a four-phase project to replace the University's Enterprise Resource Planning and Student Information System.

**HED: UNC NEXT GENERATION CYBER SECURE NETWORK:** The bill provides \$1.2 million total funds, including \$1.2 million Capital Construction Fund and \$11,910 cash funds, for the University of Northern Colorado's Next Generation Cyber Secure Network. The project implements a new core network architecture.

**HED: CSM RE-ENVISIONING MINES ERP AND SIS:** The bill provides \$911,000 total funds, including \$789,000 Capital Construction Fund and \$122,000 cash funds, for the Colorado School of Mines' Re-envisioning Mines ERP and SIS project. This represents phase one of a four-phase project to modernize the Institution's Enterprise Resource Planning and Student Information System.

**HED: CSU UPGRADE NETWORK HARDWARE:** The bill provides \$760,000 total funds, including \$541,000 Capital Construction Fund and \$219,000 cash funds, for the Colorado State University – Fort Collins' Upgrade Network Hardware project. The project is phase one of a three-phase project to upgrade out-of-date networking hardware.

**HED: OJC TECHNOLOGY AND EQUIPMENT UPGRADES:** The bill provides \$722,750 total funds, including \$597,750 Capital Construction Fund and \$125,000 cash funds, for the Otero Junior College's Technology and Equipment Upgrades project. The project replaces and upgrades equipment in the College's library, computer labs, and classrooms, and enhances the campus emergency notification system.

**HED: LCC TECHNOLOGY AND EQUIPMENT UPGRADES:** The bill provides \$588,300 total funds, including \$553,002 Capital Construction Fund and \$35,298 cash funds, for the Lamar Community College's Technology and Equipment Upgrades project. The project improves and enhances classroom technology, distance learning technology, virtual simulation equipment, and a state-of-the-art remote testimony center.

---

## **Section 3**

# **Summary of Companion Bills to the Long Bill**

# LONG BILL PACKAGE BILLS AND BILLS INCLUDED FOR BALANCING

Summary Tables.....	188
---------------------	-----

## LEGISLATION INTRODUCED WITH THE LONG BILL - BUDGET PACKAGE

### *DEPARTMENT OF EDUCATION*

S.B. 21-206: Educator Licensure Cash Fund .....	193
S.B. 21-207: Public School Capital Construction Assistance Fund Transfer.....	194
S.B. 21-208: General Fund Transfer to SEF.....	195

### *OFFICE OF THE GOVERNOR*

S.B. 21-209: Transfer Repealed Cash Fund Balances.....	196
--	-----

### *DEPARTMENT OF HEALTH CARE POLICY AND FINANCING*

S.B. 21-210: Remote Support for Elderly, Blind, and Disabled Waiver.....	197
S.B. 21-211: Remove Measures that Reduce Adult Dental Benefit .....	198
S.B. 21-212: Align Primary Care Payments with Federal Funding.....	199
S.B. 21-213: Use of Increased Medicaid Match.....	200
S.B. 21-214: State Payments to Residential Care Hospice Providers .....	202

### *DEPARTMENT OF HIGHER EDUCATION*

S.B. 21-215: Use of Open Educational Resources.....	203
---	-----

### *DEPARTMENT OF HUMAN SERVICES*

S.B. 21-216: Auxiliary Services in Rural Areas .....	205
S.B. 21-217: Market Rate Study for Child Care Assistance Program.....	206

### *DEPARTMENT OF LABOR AND EMPLOYMENT*

S.B. 21-218: Employment and Training Technology Fund.....	207
---	-----

### *DEPARTMENT OF NATURAL RESOURCES*

S.B. 21-219: Colorado Avalanche Information Center Fund Appropriations .....	209
S.B. 21-220: Reverse Transfer from Severance Tax Operational Fund.....	210
S.B. 21-221: Projects Under Wildfire Risk Mitigation Grant Program.....	211

### *DEPARTMENT OF PERSONNEL*

S.B. 21-222: Repeal Recovery Audit Program.....	212
---	-----

### *DEPARTMENT OF REVENUE*

S.B. 21-223: Location of DOR Administrative Hearing.....	213
--	-----

### *STATEWIDE*

S.B. 21-224: Capital-related Transfers of Money .....	214
S.B. 21-225: Repay Cash Funds for Transfers Made in 2020.....	215
S.B. 21-226: Increase the Federal Reserve .....	216

S.B. 21-227: State Emergency Reserve .....	217
S.B. 21-228: Direct Distribution Cash Fund.....	220

**LEGISLATION INCLUDED FOR BUDGET BALANCING PURPOSES – NON-BUDGET PACKAGE**

*MULTIPLE DEPARTMENTS*

Legislative Stimulus Package .....	221
Legislation Requiring a General Fund Appropriation.....	221
Cash Fund Solvency Bill .....	221

*DEPARTMENT OF EDUCATION*

State Match for Colorado Imagination Library .....	221
S.B. 21-185: Teacher Recruitment Toolkit.....	221
School Finance Bill .....	222

*DEPARTMENT OF HEALTH CARE POLICY AND FINANCING*

Increase for Home- and Community-Based Services (HCBS) per ARPA.....	222
--	-----

*DEPARTMENT OF HUMAN SERVICES*

Child Welfare System Changes .....	222
Residential Placements for Children with Intellectual and Developmental Disabilities .....	222
Transfer Early Intervention Evaluations to Department of Human Services.....	223
Early Childhood Startup Costs for Proposition EE.....	223

*JUDICIAL DEPARTMENT*

H.B. 21-1136: Judicial Division Retirees Temporary Duties Compensation.....	223
---	-----

*DEPARTMENT OF LABOR AND EMPLOYMENT*

Paid Family Leave .....	223
-------------------------	-----

*LEGISLATURE*

S.B. 21-196: FY 2021-22 Legislative Appropriation Bill.....	223
---	-----

*DEPARTMENT OF NATURAL RESOURCES*

Watershed Restoration Grant Program.....	223
--	-----

*DEPARTMENT OF PUBLIC HEALTH AND ENVIRONMENT*

S.B. 21-181: Health Equity Grant Program .....	224
S.B. 21-055: Collection of State Debts .....	224

*DEPARTMENT OF TRANSPORTATION*

Transportation Funding.....	224
-----------------------------	-----

**APPROPRIATION AND REVENUE IMPACT SUMMARY TABLE: OTHER  
LEGISLATION FOR BUDGET BALANCING PURPOSES BY BILL**

BILLS	TOTAL FUNDS	GENERAL FUND	CASH FUNDS	REAPPROP. FUNDS	FEDERAL FUNDS	FTE
<b>Legislation Introduced with the Long Bill - Budget Package:</b>						
<i>Appropriations Impact - FY 2020-21</i>						
S.B. 21-214 State Payment Hospice Providers Residential Care	\$684,000	\$684,000	\$0	\$0	\$0	0.0
Increase for HCBS per APRA (Placeholder)	52,987,936	52,987,936	0	0	0	0.0
<b>Appropriation Subtotal -</b>	<b>\$53,671,936</b>	<b>\$53,671,936</b>	<b>\$0</b>	<b>\$0</b>	<b>\$0</b>	<b>0.0</b>
<b>Legislation Introduced with the Long Bill</b>						
<i>Appropriations Impact - FY 2021-22</i>						
S.B. 21-207 Public School Capital Construction Assistance Fund Transfer	\$100,000,000	\$0	\$100,000,000	\$0	\$0	0.0
S.B. 21-211 Remove Measures that Reduce Adult Dental Benefit	\$5,565,000	0	1,522,875	0	4,042,125	0.0
S.B. 21-212 Primary Care Payments Align Federal Funding	25,330,755	0	0	0	25,330,755	0.0
S.B. 21-213 Use of Increased Medicaid Match	(43,821,241)	(67,561,519)	57,330,334	(20,462,370)	(13,127,686)	0.0
S.B. 21-215 Use Of Open Educational Resources In Higher Education	1,108,200	1,108,200	0	0	0	1.0
S.B. 21-217 Market Rate Study For Child Care Assistance Program	(55,000)	(55,000)	0	0	0	0.0
S.B. 21-222 Repeal Recovery Audit Program	(64,714)	(64,714)	0	0	0	(1.0)
S.B. 21-228 Direct Distribution Cash Fund	380,000,000	380,000,000	0	0	0	0.0
<b>Appropriation Subtotal -</b>	<b>\$468,063,000</b>	<b>313,426,967</b>	<b>158,853,209</b>	<b>(20,462,370)</b>	<b>16,245,194</b>	<b>0.0</b>
<b>Legislation Introduced with the Long Bill</b>						
<i>Revenue Impact - FY 2020-21</i>						
S.B. 21-211 Remove Measures that Reduce Adult Dental Benefit	\$0	(\$1,139,402)	\$1,139,402	\$0	\$0	0.0
S.B. 21-227 State Emergency Reserve	0	(101,000,000)	101,000,000	0	0	0.0
Legislative stimulus package transfers (Placeholder)	(800,000,000)	(800,000,000)	0	0	0	0.0
<b>Revenue Subtotal -</b>	<b>(\$800,000,000)</b>	<b>(\$902,139,402)</b>	<b>\$102,139,402</b>	<b>\$0</b>	<b>\$0</b>	<b>0.0</b>
<b>Legislation Introduced with the Long Bill</b>						
<i>Revenue Impact - FY 2021-22</i>						
S.B. 21-208 General Fund Transfer To SEF	\$0	(\$100,000,000)	\$100,000,000	\$0	\$0	0.0
S.B. 21-209 Concerning Repealed Cash Fund Balances	54,187	54,187	0	0	0	0.0
S.B. 21-211 Remove Measures that Reduce Adult Dental Benefit	0	(2,758,804)	2,758,804	0	0	0.0
S.B. 21-213 Use of Increased Medicaid Match	7,396,818	7,396,818	0	0	0	0.0
S.B. 21-224 Capital-related Transfers Of Money	(327,115,234)	(327,115,234)	0	0	0	0.0
S.B. 21-225 Repay Cash Funds For 2020 Transfers	0	(10,000,000)	10,000,000	0	0	0.0
<b>Revenue Subtotal -</b>	<b>(\$319,664,229)</b>	<b>(\$432,423,033)</b>	<b>\$ 112,758,804</b>	<b>\$0</b>	<b>\$0</b>	<b>0.0</b>
<b>Legislation Introduced with the Long Bill</b>						
<b>Legislation Included for Budget Balancing Purposes - Non-Budget Package:</b>						
<i>Appropriations Impact - FY 2021-22</i>						
S.B. 21-055 Collection of State Debts	\$50,625	\$50,625	\$0	\$0	\$0	0.0
H.B. 21-1002 Reductions Certain Taxpayers' Income Tax Liability	96,905	96,905	0	0	0	0.7
S.B. 21-196 FY 2021-22 Legislative Appropriations Bill	54,301,399	53,030,160	90,000	1,181,239	0	312.8
5-year Sentencing Statutory Appropriations	591,630	591,630	0	0	0	0.0
State match for Colorado Imagination Library (Placeholder)	410,221	410,221	0	0	0	0.0
S.B. 21-185 Teacher Recruitment Toolkit (Placeholder)	13,398,963	13,398,963	0	0	0	0.0

**APPROPRIATION AND REVENUE IMPACT SUMMARY TABLE: OTHER  
LEGISLATION FOR BUDGET BALANCING PURPOSES BY BILL**

BILLS	TOTAL FUNDS	GENERAL FUND	CASH FUNDS	REAPPROP. FUNDS	FEDERAL FUNDS	FTE
K12 grant programs (Placeholder)	6,925,807	1,425,807	5,500,000	0	0	0.0
Budget Stabilization Factor (Placeholder)	480,265,018	480,265,018	0	0	0	0.0
Increase for HCBS per ARPA (Placeholder)	172,747,079	172,747,079	0	0	0	0.0
Child welfare system changes (Placeholder)	6,877,986	6,877,986	0	0	0	0.0
Residential placements for children with IDD (Placeholder)	1,162,912	1,162,912	0	0	0	0.0
Transfer Early Intervention evaluations to DHS (Placeholder)	8,266,779	8,266,779	0	0	0	1.0
Early childhood startup costs for Prop EE (Placeholder)	1,000,000	1,000,000	0	0	0	0.0
Judicial Division Retirees Temp Judicial Duties Compensation (Placeholder)	723,564	723,564	0	0	0	0.9
Paid Family Leave (Placeholder)	1,500,000	1,500,000	0	0	0	0.0
Watershed Restoration Grant Program (Placeholder)	5,000,000	0	5,000,000	0	0	0.0
Public health infrastructure (Placeholder)	31,150,474	21,090,149	0	0	10,060,325	121.4
Health Equity Grant Program (Placeholder)	4,841,205	4,841,205	0	0	0	0.0
General set aside for legislation (Placeholder)	50,000,000	50,000,000	0	0	0	0.0
<b>Appropriation Subtotal - Legislation Not Introduced with Long Bill</b>	<b>\$839,310,567</b>	<b>\$817,479,003</b>	<b>\$10,590,000</b>	<b>\$1,181,239</b>	<b>\$10,060,325</b>	<b>436.8</b>
<i>Revenue Impact - FY 2021-22</i>						
Watershed Restoration Grant Program (Placeholder)	\$0	(\$5,000,000)	\$5,000,000	\$0	\$0	0.0
Transportation Funding (Placeholder)	(124,000,000)	(124,000,000)	0	0	0	0.0
Concerning cash fund solvency (Placeholder)	0	(4,300,000)	4,300,000	0	0	0.0
<b>Appropriation Subtotal - Legislation Not Introduced with Long Bill</b>	<b>(\$124,000,000)</b>	<b>(\$133,300,000)</b>	<b>\$9,300,000</b>	<b>\$0</b>	<b>\$0</b>	<b>0.0</b>
<b>Appropriation Total - All Other Legislation</b>	<b>\$1,361,045,503</b>	<b>\$1,184,577,906</b>	<b>\$169,443,209</b>	<b>(\$19,281,131)</b>	<b>\$26,305,519</b>	<b>436.8</b>
<b>Revenue Total - All Other Legislation</b>	<b>(\$1,243,664,229)</b>	<b>(\$1,467,862,435)</b>	<b>\$224,198,206</b>	<b>\$0</b>	<b>\$0</b>	<b>0.0</b>



**OTHER LEGISLATION INCLUDED FOR BUDGET BALANCING  
PURPOSES, APPROPRIATIONS IMPACT BY DEPARTMENT<sup>1</sup>**

DEPARTMENT/ITEM	TOTAL FUNDS	GENERAL FUND	CASH FUNDS	REAPPROP. FUNDS	FEDERAL FUNDS	FTE
<b>AGRICULTURE</b>						
None	\$0	\$0	\$0	\$0	\$0	0.0
<b>Total - Agriculture</b>	<b>\$0</b>	<b>\$0</b>	<b>\$0</b>	<b>\$0</b>	<b>\$0</b>	<b>0.0</b>
<b>CORRECTIONS<sup>2</sup></b>						
5-year Sentencing Statutory Appropriations	\$591,630	\$591,630	\$0	\$0	\$0	0.0
<b>Total - Corrections</b>	<b>\$591,630</b>	<b>\$591,630</b>	<b>\$0</b>	<b>\$0</b>	<b>\$0</b>	<b>0.0</b>
<b>EDUCATION</b>						
S.B. 21-207 Public School Capital Construction Assistance Fund Transfer	\$100,000,000	0	100,000,000	0	0	0.0
State match for Colorado Imagination Library (Placeholder)	410,221	410,221	0	0	0	0.0
S.B. 21-185 Teacher Recruitment Toolkit (Placeholder)	10,500,000	10,500,000	0	0	0	0.0
K12 grant programs (Placeholder)	6,925,807	1,425,807	5,500,000	0	0	0.0
Budget Stabilization Factor (Placeholder)	480,265,018	480,265,018	0	0	0	0.0
<b>Total - Education</b>	<b>\$598,101,046</b>	<b>492,601,046</b>	<b>105,500,000</b>	<b>\$0</b>	<b>\$0</b>	<b>0.0</b>
<b>GOVERNOR</b>						
None	\$0	\$0	\$0	\$0	\$0	0.0
<b>Total - Governor</b>	<b>\$0</b>	<b>\$0</b>	<b>\$0</b>	<b>\$0</b>	<b>\$0</b>	<b>0.0</b>
<b>HEALTH CARE POLICY AND FINANCING</b>						
S.B. 21-214 State Payment Hospice Providers Residential Care <sup>2</sup>	\$684,000	\$684,000	\$0	\$0	\$0	0.0
Increase for HCBS per ARPA (Placeholder) <sup>2</sup>	52,987,936	52,987,936	0	0	0	0.0
S.B. 21-211 Remove Measures that Reduce Adult Dental Benefit	5,565,000	0	1,522,875	0	4,042,125	0.0
S.B. 21-212 Primary Care Payments Align Federal Funding	25,330,755	0	0	0	25,330,755	0.0
S.B. 21-213 Use of Increased Medicaid Match	(43,821,241)	(67,561,519)	57,330,334	(20,462,370)	(13,127,686)	0.0
Increase for HCBS per ARPA (Placeholder)	172,747,079	172,747,079	0	0	0	0.0
<b>Total - Health Care Policy and Financing</b>	<b>\$213,493,529</b>	<b>\$158,857,496</b>	<b>\$58,853,209</b>	<b>(\$20,462,370)</b>	<b>16,245,194</b>	<b>0.0</b>
<b>HIGHER EDUCATION</b>						
S.B. 21-215 Use Of Open Educational Resources In Higher Education	\$1,108,200	\$1,108,200	\$0	\$0	\$0	1.0
S.B. 21-185 Teacher Recruitment Toolkit (Placeholder)	2,898,963	2,898,963	0	0	0	0.0
<b>Total - Higher Education</b>	<b>\$4,007,163</b>	<b>\$4,007,163</b>	<b>\$0</b>	<b>\$0</b>	<b>\$0</b>	<b>1.0</b>
<b>HUMAN SERVICES</b>						
S.B. 21-217 Market Rate Study For Child Care Assistance Program	(\$55,000)	(\$55,000)	\$0	\$0	\$0	0.0
Child welfare system changes (Placeholder)	6,877,986	6,877,986	0	0	0	0.0
Residential placements for children with IDD (Placeholder)	1,162,912	1,162,912	0	0	0	0.0
Transfer Early Intervention evaluations to DHS (Placeholder)	8,266,779	8,266,779	0	0	0	1.0
Early childhood startup costs for Prop EE (Placeholder)	1,000,000	1,000,000	0	0	0	0.0
<b>Total - Human Services</b>	<b>\$17,252,677</b>	<b>\$17,252,677</b>	<b>\$0</b>	<b>\$0</b>	<b>\$0</b>	<b>1.0</b>

**OTHER LEGISLATION INCLUDED FOR BUDGET BALANCING  
PURPOSES, APPROPRIATIONS IMPACT BY DEPARTMENT<sup>1</sup>**

DEPARTMENT/ITEM	TOTAL FUNDS	GENERAL FUND	CASH FUNDS	REAPPROP. FUNDS	FEDERAL FUNDS	FTE
<b>JUDICIAL</b>						
Judicial Division Retirees Temp Judicial Duties Compensation (Placeholder)	\$723,564	\$723,564	\$0	\$0	\$0	0.9
<b>Total - Judicial</b>	<b>\$723,564</b>	<b>\$723,564</b>	<b>\$0</b>	<b>\$0</b>	<b>\$0</b>	<b>0.9</b>
<b>LABOR AND EMPLOYMENT</b>						
Paid Family Leave (Placeholder)	\$1,500,000	\$1,500,000	\$0	\$0	\$0	0.0
<b>Total - Labor and Employment</b>	<b>\$1,500,000</b>	<b>\$1,500,000</b>	<b>\$0</b>	<b>\$0</b>	<b>\$0</b>	<b>0.0</b>
<b>LAW</b>						
None	\$0	\$0	\$0	\$0	\$0	0.0
<b>Total - Law</b>	<b>\$0</b>	<b>\$0</b>	<b>\$0</b>	<b>\$0</b>	<b>\$0</b>	<b>0.0</b>
<b>LEGISLATIVE</b>						
S.B. 21-196 FY 2021-22 Legislative Appropriations Bill (Placeholder)	\$54,301,399	\$53,030,160	\$90,000	\$1,181,239	\$0	312.8
<b>Total - Legislative</b>	<b>\$54,301,399</b>	<b>\$53,030,160</b>	<b>\$90,000</b>	<b>\$1,181,239</b>	<b>\$0</b>	<b>312.8</b>
<b>LOCAL AFFAIRS</b>						
None	\$0	\$0	\$0	\$0	\$0	0.0
<b>Total - Local Affairs</b>	<b>\$0</b>	<b>\$0</b>	<b>\$0</b>	<b>\$0</b>	<b>\$0</b>	<b>0.0</b>
<b>MILITARY AFFAIRS</b>						
None	\$0	\$0	\$0	\$0	\$0	0.0
<b>Total - Military Affairs</b>	<b>\$0</b>	<b>\$0</b>	<b>\$0</b>	<b>\$0</b>	<b>\$0</b>	<b>0.0</b>
<b>NATURAL RESOURCES</b>						
Watershed Restoration Grant Program (Placeholder)	\$5,000,000	\$0	\$5,000,000	\$0	\$0	0.0
<b>Total - Natural Resources</b>	<b>\$5,000,000</b>	<b>\$0</b>	<b>\$5,000,000</b>	<b>\$0</b>	<b>\$0</b>	<b>0.0</b>
<b>PERSONNEL</b>						
S.B. 21-222 Repeal Recovery Audit Program	(\$64,714)	(\$64,714)	\$0	\$0	\$0	(1.0)
<b>Total - Personnel</b>	<b>(\$64,714)</b>	<b>(\$64,714)</b>	<b>\$0</b>	<b>\$0</b>	<b>\$0</b>	<b>(1.0)</b>
<b>PUBLIC HEALTH AND ENVIRONMENT</b>						
Public health infrastructure (Placeholder)	\$31,150,474	\$21,090,149	\$0	\$0	\$10,060,325	121.4
Health Equity Grant Program (Placeholder)	4,841,205	4,841,205	0	0	0	0.0
<b>Total - Public Health and Environment</b>	<b>\$35,991,679</b>	<b>\$25,931,354</b>	<b>\$0</b>	<b>\$0</b>	<b>\$10,060,325</b>	<b>121.4</b>
<b>PUBLIC SAFETY</b>						
None	\$0	\$0	\$0	\$0	\$0	0.0
<b>Total - Public Safety</b>	<b>\$0</b>	<b>\$0</b>	<b>\$0</b>	<b>\$0</b>	<b>\$0</b>	<b>0.0</b>
<b>REGULATORY AGENCIES</b>						
None	\$0	\$0	\$0	\$0	\$0	0.0
<b>Total - Regulatory Agencies</b>	<b>\$0</b>	<b>\$0</b>	<b>\$0</b>	<b>\$0</b>	<b>\$0</b>	<b>0.0</b>
<b>REVENUE</b>						
S.B. 21-055 Collection of State Debts	\$50,625	\$50,625	\$0	\$0	\$0	0.0
H.B. 21-1002 Reductions Certain Taxpayers' Income Tax Liability	96,905	96,905	0	0	0	0.7
<b>Total - Revenue</b>	<b>\$147,530</b>	<b>\$147,530</b>	<b>\$0</b>	<b>\$0</b>	<b>\$0</b>	<b>0.7</b>

**OTHER LEGISLATION INCLUDED FOR BUDGET BALANCING  
PURPOSES, APPROPRIATIONS IMPACT BY DEPARTMENT<sup>1</sup>**

DEPARTMENT/ITEM	TOTAL FUNDS	GENERAL FUND	CASH FUNDS	REAPPROP. FUNDS	FEDERAL FUNDS	FTE
<b>STATE</b>						
None	\$0	\$0	\$0	\$0	\$0	0.0
<b>Total - State</b>	<b>\$0</b>	<b>\$0</b>	<b>\$0</b>	<b>\$0</b>	<b>\$0</b>	<b>0.0</b>
<b>TRANSPORTATION</b>						
None	\$0	\$0	\$0	\$0	\$0	0.0
<b>Total - Transportation</b>	<b>\$0</b>	<b>\$0</b>	<b>\$0</b>	<b>\$0</b>	<b>\$0</b>	<b>0.0</b>
<b>TREASURY</b>						
None	\$0	\$0	\$0	\$0	\$0	0.0
<b>Total - Treasury</b>	<b>\$0</b>	<b>\$0</b>	<b>\$0</b>	<b>\$0</b>	<b>\$0</b>	<b>0.0</b>
<b>STATEWIDE</b>						
S.B. 21-228 Direct Distribution Cash Fund	\$380,000,000	\$380,000,000	\$0	\$0	\$0	0.0
General Set aside for legislation (Placeholder)	50,000,000	50,000,000	0	0	0	0.0
<b>Total - Multi-Department and Capital</b>	<b>\$430,000,000</b>	<b>\$430,000,000</b>	<b>\$0</b>	<b>\$0</b>	<b>\$0</b>	<b>0.0</b>
<b>Construction</b>						
<b>Grand Total</b>	<b>\$1,361,045,503</b>	<b>\$1,184,577,906</b>	<b>\$169,464,712</b>	<b>(\$19,281,131)</b>	<b>\$26,305,519</b>	<b>436.8</b>

<sup>1</sup> Unless otherwise indicated all appropriations impact FY 2021-22

<sup>2</sup> These bills also have appropriation impacts for FY 2020-21.

# JOINT BUDGET COMMITTEE LONG BILL PACKAGE BILL

## SUMMARY OF S.B. 21-206:

CONCERNING THE CONTINUOUS APPROPRIATION OF MONEY IN THE EDUCATOR LICENSURE CASH FUND.

**Prime Sponsors:** Senator Moreno and Representative McCluskie

### Bill Summary

This bill extends the continuous appropriation of the Educator Licensure Cash Fund to the Department of Education for three years (through FY 2023-24). Current law continuously appropriates these funds to the Department for FY 2011-12 through FY 2020-21.

Specifically, this bill makes the following changes:

- Section 1 of the bill extends the continuous appropriation of the Educator Licensure Cash Fund through FY 2023-24 and maintains the existing requirement that the Department report to the General Assembly annually regarding expenditures from the cash fund and the Department's progress in meeting the goal of reducing educator license application processing time to six weeks or less.
- Section 2 is a safety clause.

### Fiscal Impact

This bill does not directly affect state expenditures but does give the Department flexibility to use funds in the Educator Licensure Cash Fund without seeking additional appropriations.

### Background Information

The Department's Office of Professional Services is responsible for administration of the Colorado Educator Licensing Act and is funded entirely through fees paid by educators seeking licenses, endorsements, and authorizations. Section 22-60.5-112, C.R.S., authorizes the State Board of Education to adjust fees charged for licensing purposes annually, if necessary, so that the revenue generated approximates the direct and indirect costs of administering the Colorado Educator Licensing Act. Fee revenues are deposited into the Educator Licensure Cash Fund.

Prior to FY 2011-12, funding for the Office of Professional Services was subject to annual appropriation. However, in response to concerns about long processing times, the General Assembly has continuously appropriated the Educator Licensure Cash Fund through FY 2020-21 through a series of separate bills.

# JOINT BUDGET COMMITTEE LONG BILL PACKAGE BILL

## SUMMARY OF S.B. 21-207:

**CONCERNING THE TRANSFER OF ONE HUNDRED MILLION DOLLARS FROM THE MARIJUANA TAX CASH FUND TO THE PUBLIC SCHOOL CAPITAL CONSTRUCTION ASSISTANCE FUND, AND, IN CONNECTION THEREWITH, MAKING AN APPROPRIATION.**

**Prime Sponsors:** Senators Moreno and Rankin and Representative Herod

### Bill Summary

This bill transfers \$100.0 million from the Marijuana Tax Cash Fund to the Public School Capital Construction Assistance Fund, which supports the Building Excellent Schools Today (BEST) Program, on June 1, 2022. In addition, the bill appropriates \$100.0 million from the Public School Capital Construction Assistance Fund to the Department of Education to support additional cash grants under the BEST Program in FY 2021-22.

### Fiscal Impact

The bill increases appropriations from the Public School Capital Construction Assistance Fund by \$100.0 million cash funds in FY 2021-22. In addition, the bill reduces the revenues available in the Marijuana Tax Cash Fund for FY 2021-22 by \$100.0 million and increases the revenues available in the Public School Capital Construction Assistance Fund by the same amount.

### Background Information

For FY 2020-21, H.B. 20-1418 (School Finance) decreased the Long Bill appropriation for cash grants under the BEST Program by \$100.0 million and transferred that amount from the Public School Capital Construction Assistance Fund to the State Public School Fund as a budget balancing measure. By making the transfer from the Marijuana Tax Cash Fund, this bill restores that amount of funding to the Public School Capital Construction Assistance Fund and increases the appropriation for cash grants in FY 2021-22 by the same amount.

# JOINT BUDGET COMMITTEE LONG BILL PACKAGE BILL

## **SUMMARY OF S.B. 21-208:**

**CONCERNING THE TRANSFER OF ONE HUNDRED MILLION DOLLARS FROM THE GENERAL FUND TO THE STATE EDUCATION FUND.**

**Prime Sponsors:** Senator Moreno and Representative Herod

### **Bill Summary**

This bill transfers \$100.0 million from the General Fund to the State Education Fund on July 1, 2021.

### **Fiscal Impact**

This bill decreases General Fund revenue by \$100.0 million for FY 2021-22 and increases State Education Fund revenue by the same amount.

# JOINT BUDGET COMMITTEE LONG BILL PACKAGE BILL

## **SUMMARY OF S.B. 21-209:**

**CONCERNING THE TRANSFER TO THE GENERAL FUND OF THE BALANCE FROM REPEALED CASH FUNDS.**

**Prime Sponsors:** Senator Rankin and Representative McCluskie

### **Bill Summary**

The bill makes two transfers from funds that were statutorily repealed and that no longer exist in statute.

The bill transfers any unexpended and unencumbered funds in the Economic Gardening Pilot Project Fund to the General Fund, which amount is estimated to be \$15,813. The bill also transfers unexpended and unencumbered funds in the Public School Energy Efficiency Fund, which amount is estimated to be \$38,374.

### **Fiscal Impact**

This bill increases General Fund by \$54,187.

# JOINT BUDGET COMMITTEE LONG BILL PACKAGE BILL

## **SUMMARY OF S.B. 21-210:**

**CONCERNING EXPANDING THE DEFINITION OF “ELECTRONIC MONITORING SERVICES” TO INCLUDE REMOTE SUPPORTS FOR THE HOME- AND COMMUNITY-BASED SERVICES WAIVER FOR THE ELDERLY, BLIND, AND DISABLED.**

**Prime Sponsors:** Senator Hansen and Representative Ransom

### **Bill Summary**

The bill expands the definition of "electronic monitoring services" to include other remote supports as it relates to the home- and community-based services waiver program for the elderly, blind, and disabled.

### **Fiscal Impact**

This bill does not have a fiscal impact.

### **Background Information**

The Department operates ten Home and Community Based Services (HCBS) programs to help members requiring support in performing activities of daily living remain in their home and community. The Department used the COVID-19 pandemic as an opportunity to develop alternative strategies for delivering services to members of the HCBS programs, including the use of remote supports as a part of electronic monitoring services. Electronic monitoring services include the installation, purchase, or rental of electronic monitoring devices which enable the individual to secure help in the event of an emergency. They may also be used to provide reminders concerning medical appointments, treatments, or medication schedules. The bill modifies current statutory language to make a remote support option available to members enrolled on the Elderly, Blind, and Disabled HCBS waiver.



# JOINT BUDGET COMMITTEE LONG BILL PACKAGE BILL

## SUMMARY OF S.B. 21-211:

CONCERNING THE REMOVAL OF CERTAIN MEASURES RELATED TO THE REDUCTION OF THE ADULT DENTAL BENEFIT ENACTED IN HOUSE BILL 20-1361, AND, IN CONNECTION THEREWITH, MAKING AN APPROPRIATION.

**Prime Sponsors:** Senator Moreno and Representative Herod

### Bill Summary

The bill eliminates a requirement, imposed by H.B. 20-1361, that the Department of Health Care Policy and Financing limit the Medicaid adult dental benefit to \$1,000 annually for FY 2020-21 and FY 2021-22. The Department has not been able to implement the requirement, due to a provision of the federal Families First Coronavirus Response Act of 2020 that prohibits states from reducing Medicaid benefits or eligibility during the federal public health emergency. The budget package assumes the federal public health emergency will expire at the end of December 2021 and under current law the Department would implement the dental benefit cap beginning in January through the end of FY 2021-22. This bill stops the implementation of the dental benefit cap.

As part of stopping the dental benefit cap, the bill undoes statutory transfers from the Unclaimed Property Trust Fund to the General Fund that were based on the expected savings from implementing the dental benefit cap. The adult dental benefit is financed in part by transfers from the Unclaimed Property Trust Fund to the Adult Dental Fund.

### Fiscal Impact

The bill undoes statutory transfers from the Unclaimed Property Trust Fund to the General Fund of \$1,139,402 in FY 2020-21 and \$2,275,804 in FY 2021-22.

For the increased cost of the adult dental benefit, as a result of eliminating the cap from January through the end of FY 2021-22, the bill provides \$5,565,000 to the Department of Health Care Policy and Financing, including \$335,723 cash funds from the Health Care Affordability and Sustainability Fee Cash Fund, \$1,187,152 cash funds from the Adult Dental Fund (originally Unclaimed Property Trust Fund), and \$4,042,125 federal funds.

# JOINT BUDGET COMMITTEE LONG BILL PACKAGE BILL

## SUMMARY OF S.B. 21-212:

CONCERNING ALIGNING PRIMARY CARE PAYMENTS WITH THE "COLORADO MEDICAL ASSISTANCE ACT" TO MAXIMIZE FEDERAL FUNDS, AND, IN CONNECTION THEREWITH, IDENTIFYING ANTICIPATED FEDERAL FUNDS.

**Prime Sponsors:** Senator Moreno and Representative McCluskie

### Bill Summary

The bill requires the Department of Health Care Policy and Financing to align payments from the Primary Care Fund with Medicaid to maximize federal funds to the extent permitted by the federal government while maintaining compliance with the constitutional purpose of the Primary Care Fund.

The Primary Care Fund receives 19 percent of tobacco tax revenues annually. The money in the Primary Care Fund is distributed to primary care providers based on the percentage of medically indigent clients the provider serves. Providers do not need to be Medicaid providers to qualify for payments from the Primary Care Fund.

### Fiscal Impact

If the Department is successful in receiving federal approval, the bill is expected to result in an additional \$25,330,755 matching federal funds for primary care providers that receive payment from the Primary Care Fund who are also Medicaid providers. Providers that do not participate in Medicaid will still receive payments from the Primary Care Fund in proportion to the medically indigent clients served, but they will not receive the matching federal funds.

# JOINT BUDGET COMMITTEE LONG BILL PACKAGE BILL

## SUMMARY OF S.B. 21-213:

CONCERNING THE INCREASED MONEY RECEIVED DUE TO THE FEDERAL "FAMILIES FIRST CORONAVIRUS RESPONSE ACT", AND, IN CONNECTION THEREWITH, MAKING AND REDUCING APPROPRIATIONS.

**Prime Sponsors:** Senator Moreno and Representative McCluskie

### Bill Summary

The bill extends H.B. 20-1385 until an enhanced federal match through the federal Families First Coronavirus Relief Act is no longer available. House Bill 20-1385 allowed the General Fund to receive the benefit that accrues to cash funds from the higher federal match provided by the federal Families First Coronavirus Relief Act of 2020.

The federal Families First Coronavirus Relief Act temporarily increases the standard federal match rate for Medicaid by 6.2 percent from January 1, 2020 through the last quarter when a disaster is declared by the federal Secretary of Health and Human Services. The budget package assumes the higher federal match will persist through December 2021.

The higher federal match reduces the General Fund obligation for Medicaid, but it also reduces cash fund obligations or increases the federal matching funds earned from cash fund sources. This bill continues the current practice of capturing the unexpected windfall from federal funds that would otherwise go to the cash fund sources and converting it to General Fund relief through the following mechanisms:

- Section 1 – If a provider that receives local government funding submits a certification of public expenditure for that local government support, then the provider receives 50 percent federal matching funds and any federal funds in excess of 50 percent are transferred to the General Fund.
- Section 2 – For the provider fee on hospitals, called the Healthcare Affordability and Sustainability (HAS) Fee, a temporary new purpose is created to offset General Fund for the Medical Assistance Program in the amount of federal funds in excess of 50 percent.
- Section 3 – For the provider fee on nursing homes a temporary new purpose is created to offset General Fund for the Medical Assistance Program in the amount of federal funds in excess of 50 percent.
- Section 4 – For the Anschutz Medical Campus at the University of Colorado a temporary exception to the higher education funding distribution formula reduces the General Fund by the amount of federal funds in excess of 50 percent.

### Fiscal Impact

The bill is projected to augment the General Fund by \$84.9 million over two fiscal years as summarized in the table below.

GENERAL FUND RELIEF		
	FY 21-22	FY 22-23
Provider fee on hospitals (HAS fee)		
Supplemental Payments	\$26,633,586	\$0
Safety Net Providers (DSH)	27,060,707	0
CU School of Medicine	10,231,185	5,115,592
Provider fee on nursing homes	3,636,041	0
Public school health services	3,252,963	200,728
Public EMT providers	2,400,347	4,070,821
University of Colorado Hospital	218,807	306,126
Denver Health	629,359	0
UCHealth Memorial Hospital	895,342	236,665
<b>TOTAL GF Relief</b>	<b>\$74,958,337</b>	<b>\$9,929,932</b>

Some of the General Fund relief is in the form of decreased appropriations from the General Fund and some in the form of increased revenue to the General Fund from transfers of federal funds. The tables below summarize the projected appropriation and revenue changes.

APPROPRIATION CHANGES					
	TOTAL FUNDS	GENERAL FUND	CASH FUNDS	REAPPROPRIATED FUNDS	FEDERAL FUNDS
<b><u>Health Care Policy and Financing (HCPF)</u></b>					
Provider fee on hospitals (HAS fee)					
Supplemental Payments	\$0	(\$26,633,586)	\$26,633,586	\$0	\$0
Safety Net Providers (DSH)	0	(27,060,707)	27,060,707	0	0
CU School of Medicine	(23,358,871)	0	0	(10,231,185)	(13,127,686)
Provider fee on nursing homes	0	(3,636,041)	3,636,041	0	0
<b>TOTAL HCPF</b>	<b>(\$23,358,871)</b>	<b>(\$57,330,334)</b>	<b>\$57,330,334</b>	<b>(\$10,231,185)</b>	<b>(\$13,127,686)</b>
<b><u>Higher Education (HED)</u></b>					
Fee-for-service contracts for specialty education	(10,231,185)	(10,231,185)	0	0	0
Regents of the University of Colorado	(10,231,185)	0	0	(10,231,185)	0
<b>TOTAL HED</b>	<b>(\$20,462,370)</b>	<b>(\$10,231,185)</b>	<b>\$0</b>	<b>(\$10,231,185)</b>	<b>\$0</b>
<b>Grand Total</b>	<b>(\$43,821,241)</b>	<b>(\$67,561,519)</b>	<b>\$57,330,334</b>	<b>(\$20,462,370)</b>	<b>(\$13,127,686)</b>

FEDERAL FUNDS TRANSFERRED TO GENERAL FUND		
CERTIFIED PUBLIC EXPENDITURE BY:	FY 21-22	FY 22-23
Public school health services	\$3,252,963	\$200,728
Public Emergency Medical Transportation providers	2,400,347	4,070,821
University of Colorado Hospital	218,807	306,126
Denver Health	629,359	0
UCHealth Memorial Hospital	895,342	236,665
<b>TOTAL</b>	<b>\$7,396,818</b>	<b>\$4,814,340</b>

# JOINT BUDGET COMMITTEE LONG BILL PACKAGE BILL

## SUMMARY OF S.B. 21-214:

CONCERNING STATE PAYMENTS TO LICENSED HOSPICE FACILITIES FOR RESIDENTIAL CARE PROVIDED TO CERTAIN PERSONS ENROLLED IN THE MEDICAL ASSISTANCE PROGRAM, AND, IN CONNECTION THEREWITH, MAKING AN APPROPRIATION.

**Prime Sponsors:** Senator Hansen and Representative McCluskie

### Bill Summary

The bill authorizes a state payment to qualified hospice providers that provide hospice services in a licensed hospice facility to persons enrolled in Medicaid and who are eligible for care in a nursing facility, but who are unable to secure a bed in a nursing facility due to the presence of COVID-19 or for other reasons described in the bill. The eligible patient must have a hospice diagnosis. The state payment to a qualified hospice provider is limited to not more than 28 days for each eligible patient.

The qualified hospice provider must provide residential services to an eligible patient during the fourth quarter of the 2020-21 fiscal year or during the 2021-22 fiscal year. The state payment is an amount equal to one-half of the statewide average per diem rate for nursing facilities. State payments are limited to appropriations for this purpose.

The Department of Health Care Policy and Financing shall administer the state payment and shall seek input from qualified hospice providers concerning the administration of the payment and the allocation of available appropriations.

### Fiscal Impact

The bill includes an appropriation of \$684,000 General Fund for FY 2020-21. Funds not expended prior to July 1, 2021 remain available for use by the Department for the same purpose in FY 2021-22.

### Background Information

Hospice care focuses on the emotional and spiritual needs of terminally ill patients while addressing pain and symptoms at the end of life. Hospice care prioritizes comfort and quality of life and is available through an inpatient hospice unit or at home. Individuals who elect to receive care at home are eligible for periodic five day respite care stays in a care unit.

As a result of the COVID-19 disaster emergency and due to census limitations in nursing facilities, some clients who are at end-of-life and require hospice care have not been able to access the necessary level of care in an appropriate setting. In order to ensure that the client is cared for after a time limited hospital stay, hospice providers have partnered with homeless organizations to utilize unconventional placement options, such as hotel rooms; however, the needs of clients at end of life are too great to be adequately and appropriately managed in that setting. Given the lack of available beds in inpatient settings and the level of acuity of these patients, providers believe that a second option for placement is in a hospice care unit. Unfortunately, however, placement in hospice care units are not eligible for Medicaid reimbursement, resulting in the provider being required to absorb the cost of the services for those individuals.

# JOINT BUDGET COMMITTEE LONG BILL PACKAGE BILL

## SUMMARY OF S.B. 21-215:

### CONCERNING THE USE OF OPEN EDUCATIONAL RESOURCES AT PUBLIC INSTITUTIONS OF HIGHER EDUCATION, AND, IN CONNECTION THEREWITH, MAKING AN APPROPRIATION.

**Prime Sponsors:** Senators Rankin and Hansen and Representatives McCluskie and Herod

#### Bill Summary

The bill reauthorizes and modifies programs to promote the use of open educational resources in higher education. Open educational resources are teaching, learning, and research resources that reside in the public domain or have been released under an intellectual property license that permits free use and repurposing by others. The State's Open Educational Resources Council (Council), which includes faculty, librarians, and other experts in the field, recommends policies for promoting the adaptation, creation, and use of open educational resources at public institutions of higher education across the state. The Council's duties include implementing the Open Educational Resources Grant Program (Grant Program), which provides funding for public institutions of higher education, faculty, and staff to create and expand the use of open educational resources.

This bill includes the following changes:

- Extends the repeal date for the Council and Grant Program for five years from November 1, 2021 to November 1, 2026;
- Clarifies the definition of open educational resources;
- Authorizes the Council to consult with experts who are not members of the Council in exercising its duties;
- Expands the Grant Program to provide grants to develop and replicate entire zero-textbook-cost degree programs;
- Moves preparation of an annual report from the Council to the Department of Higher Education;
- Directs the Department to review the open educational resources policies adopted across the state and identify and determine the efficacy of policies that expand the use and promote the sustainability of open educational resources; and
- Expands provisions that require institutions of higher education to inform students about which courses use open educational resources. Current law requires public institutions to inform students about this before course registration, beginning in the fall of 2021. The bill directs the Colorado Commission on Higher Education to adopt guidelines to require public institutions to also inform students at the point of registration, beginning no later than the fall of 2025.

#### Fiscal Impact

The bill includes a clause that provides an appropriation of \$1,108,200 General Fund and 1.0 FTE for FY 2021-22. Appropriations at this level are expected to continue through FY 2025-26. The amount is based on the following components:

OPEN EDUCATIONAL RESOURCES PROGRAM	
FTE	1.0 FTE
Personal Services (excluding centrally-appropriated costs)	\$71,770
Standard Operating	1,350
Capital Outlay	
Other Costs	
Travel	2,080
Council Costs	3,000
Other operating - conference, training	30,000
Grants	\$1,000,000
<b>TOTAL EXPENDITURES</b>	<b>\$1,108,200</b>

## Background Information

Senate Bill 17-258 created the Open Educational Resources Council to study the use of open educational resources in Colorado. Based on the Council's recommendation, the General Assembly adopted H.B. 18-1331, which authorized the current Council and Grant Program. Some findings from the most recent report on the program follow.

- Over the last half century, textbook costs have increased four times faster than the consumer price index, and State and national organizations estimated a cost of \$900 to \$1,800 for books and course materials in FY 2018-19. In the first year of the Grant Program, institutional grantees reported student savings of more than \$3.9 million, which was more than six times the State's initial investment in the initiative (\$550,000 in year 1). This represents just one year of savings, but once new materials are established for a course, these savings are likely to continue in subsequent years. In the first year, grantees addressed over 100 courses, reaching over 30,000 enrolled students.
- National trends and local data indicate open educational resources support student learning outcomes while lowering costs. Both national and local data indicate that the majority of students and faculty who have used both open educational resources and traditional texts believe the open educational resources are of equal or higher quality, and grantees, as well as national studies, have reported data demonstrating improvements or no negative impacts to student learning outcomes.
- In Colorado, 96.0 percent of eligible institutions have received funding from the Grant Program, signaling both a great interest in this field and an effort to build statewide collaboration. Over 120 faculty, staff, and advocates have been trained through the Open Educational Ambassadors program, and over 1,250 were registered to attend the June 2020 Open Educational Resources Virtual Summit.

# JOINT BUDGET COMMITTEE LONG BILL PACKAGE BILL

## SUMMARY OF S.B. 21-216:

**CONCERNING THE COLORADO COMMISSION FOR THE DEAF, HARD OF HEARING, AND DEAFBLIND, AND, IN CONNECTION THEREWITH, PROVIDING AUXILIARY SERVICES IN RURAL AREAS OF THE STATE FOR PERSONS WHO ARE DEAF, HARD OF HEARING, OR DEAFBLIND, AND REMOVING THE REQUIREMENT THAT A NOT-FOR-PROFIT ENTITY MUST BE A COMMUNITY-BASED ORGANIZATION TO BE ELIGIBLE TO APPLY TO THE COMMISSION FOR GRANT MONEY.**

**Prime Sponsors:** Senator Rankin and Representative Herod

### Bill Summary

**Section 1** includes a non-statutory legislative declaration stating the critical need for the provision and financing of auxiliary services throughout the rural areas of the state. Auxiliary services are aids and services that assist in effective communication with a person who is deaf, hard of hearing, or deafblind.

**Section 2** requires the Colorado Commission for the Deaf, Hard of Hearing, and Deafblind (Commission) to arrange for the provision of auxiliary services in rural areas of the state, including the provision of training and outreach regarding the auxiliary services. The Commission is required to report annually on the program to the Joint Budget Committee.

**Section 3** amends the definition of "entity" regarding entities eligible to apply to the commission for grant money to remove the requirement that a not-for-profit organization must be a community-based organization to be eligible to apply for grant money.

**Section 4** directs the Public Utilities Commission to implement a cost-recovery mechanism to support the provision of auxiliary services in rural areas of the state.

### Fiscal Impact

This bill does not have a fiscal impact.

### Background Information

The Rural Interpreting Services Project (RISP) was a two-year pilot created through a Joint Budget Committee (Committee) decision during the FY 2018-19 budget process. Due to the success of the program, beginning in FY 2020-21, \$700,000 cash funds spending authority from the Colorado Commission for the Deaf, Hard of Hearing, and DeafBlind Cash Fund is provided on an ongoing basis for the continuation of the program. Funding is used for the following purposes:

- 1 Provide American Sign Language (ASL)/English interpreting services in rural areas;
- 2 Provide initial and advanced interpreter training to increase the number of qualified interpreters in rural communities; and
- 3 Conduct outreach to those who need services and those who may be able to provide such services.



# JOINT BUDGET COMMITTEE LONG BILL PACKAGE BILL

## SUMMARY OF S.B. 21-217:

CONCERNING ADJUSTING THE CONTRACT FOR A MARKET RATE STUDY OF PROVIDER RATES FOR THE COLORADO CHILD CARE ASSISTANCE PROGRAM FROM ANNUALLY TO EVERY THREE YEARS.

**Prime Sponsors:** Senators Rankin and Hansen and Representatives McCluskie and Herod

### Bill Summary

Pursuant to Section 26-2-803 (1), C.R.S., the Department of Human Services must annually conduct a market rate study for the Colorado Child Care Assistance Program. This bill changes that requirement to tri-annually to align the state requirements with federal requirements regarding the study frequency. The federal requirement is to conduct a market rate survey or an alternative methodology to inform provider reimbursement rates every three years. Provider reimbursement rates, which are informed by this study, are only changed every three years.

### Fiscal Impact

This bill reduces by \$55,000 General Fund the FY 2021-22 appropriation to the Department of Human Services.

# JOINT BUDGET COMMITTEE LONG BILL PACKAGE BILL

## SUMMARY OF S.B. 21-218:

### CONCERNING REVENUE ALLOCATED TO THE EMPLOYMENT AND TRAINING TECHNOLOGY FUND IN THE DIVISION OF UNEMPLOYMENT INSURANCE IN THE DEPARTMENT OF LABOR AND EMPLOYMENT.

**Prime Sponsors:** Senators Hansen and Rankin and Representative McCluskie

#### Bill Summary

Under current law, revenue from a 0.04 percent assessment on employers' unemployment insurance premiums, not to exceed \$10 million per year and not to exceed cumulative revenue of \$100 million, is allocated to the Employment and Training Technology Fund (Technology Fund) in the Department of Labor and Employment to fund employment and training automation initiatives established by the Director of the Division of Unemployment Insurance. Any amount of revenue from the assessment that exceeds the \$10 million annual cap or the \$100 million cumulative revenue cap is allocated to the Unemployment Compensation Fund (Unemployment Insurance Trust Fund or UITF). Additionally, if the balance in the UITF falls below \$100 million, the money in the Technology Fund is allocated to the UITF.

This bill makes changes to enable revenue to be deposited in the Technology Fund, even though the balance in the UITF is currently below \$100 million and is expected to remain below \$100 million for several years. Current statutory limitations on revenue that may be deposited to the Fund are replaced by different restrictions. Specifically the bill:

- Strikes the requirement that allocates the Technology Fund revenue and balance to UITF when the UITF falls below \$100 million;
- Eliminates the \$10 million cap on annual allocations to the Technology Fund between enactment and June 30, 2023, allowing more revenue to flow to the Technology Fund during this period. Adds a new \$7 million annual cap starting July 1, 2023;
- Strikes the limit of \$100 million in cumulative revenue to the Technology Fund, and, instead, repeals the assessment for the Technology Fund on June 30, 2031;
- Clarifies current law to specify that any unencumbered balance in the Technology Fund as of June 30, 2020 and any amount received in the Fund between July 1, 2020 and enactment of this bill shall be transferred to the UITF; and
- Adds a safety clause so that the bill takes effect upon signature.

#### Fiscal Impact

- Current estimates from the Department of Labor and Employment indicate that between enactment and June 30, 2023, the bill will result in approximately \$35.9 million in cash fund revenue from unemployment insurance premiums being deposited to the Technology Fund instead of the UITF, as shown in the table below.

REVENUE TO EMPLOYMENT AND TRAINING TECHNOLOGY FUND INSTEAD OF UITF	
	MILLION \$S
FY 20-21	\$4.3
FY 21-22	13.8
FY 22-23	17.8
<b>Total</b>	<b>\$35.9</b>

- For the eight years between July 1, 2023 and June 30, 2031, the bill will result in \$56 million cash funds from unemployment insurance premiums being deposited to the Technology Fund instead of the UITF.
- As of March 22, 2021, there was a cash balance of \$591,215 in the Technology Fund. Based on current law, as clarified in this bill, any of this amount that was not encumbered as of June 30, 2020 is expected to be transferred to the UITF on or before the bill's enactment.

### Background Information

The Joint Technology Committee has recommended that the General Assembly provide funding to modernize the Unemployment Insurance Colorado Automated Tax System (CATS) and replace it with a new system for collecting unemployment insurance premiums from employers. Based on this recommendation, the Joint Budget Committee has included a FY 2021-22 appropriation for this project in the introduced Long Bill. The appropriation is for \$28,422,240 cash funds from the Employment and Training Technology Fund, and remains available for three years. However, it will not be possible for the Department to use this appropriation if there is no money available in the Employment and Training Technology Fund. This bill, if enacted, will provide the revenue necessary to support the appropriation.

# JOINT BUDGET COMMITTEE LONG BILL PACKAGE BILL

## SUMMARY OF S.B. 21-219:

### CONCERNING THE MANNER IN WHICH MONEY IS APPROPRIATED FROM THE COLORADO AVALANCHE INFORMATION CENTER FUND.

**Prime Sponsors:** Senator Rankin and Representative McCluskie

#### **Bill Summary**

Currently, all money in the Colorado Avalanche Information Center Fund (CAIC Fund) is subject to annual appropriation by the General Assembly to the Department of Natural Resources (DNR) for the direct and indirect costs associated with the CAIC. Pursuant to an intergovernmental agreement between the DNR and the Colorado Department of Transportation (CDOT), State Highway Fund money that is continuously appropriated to CDOT is credited to the CAIC Fund to provide funding to the CAIC for work related to the Highway Avalanche Safety Program. Beginning with FY 2021-22, the bill continuously appropriates to the DNR all money that is credited to the CAIC Fund from the State Highway Fund for CAIC's costs related to the Highway Avalanche Safety Program.

#### **Fiscal Impact**

This bill does not have a fiscal impact.

# JOINT BUDGET COMMITTEE LONG BILL PACKAGE BILL

## SUMMARY OF S.B. 21-220:

CONCERNING THE STABILIZATION OF REVENUE IN THE SEVERANCE TAX OPERATIONAL FUND BY RETURNING MONEY THAT WAS TRANSFERRED TO NATURAL RESOURCES AND ENERGY GRANT PROGRAMS.

**Prime Sponsors:** Senators Rankin and Hansen and Representative Herod

### Bill Summary

The Severance Tax Operational Fund (STOF) is anticipated to be in deficit at the end of FY 2021-22 based on both the Legislative Council Staff and Office of State Planning and Budgeting revenue forecasts from March 2021.

Effective upon passage, the bill returns \$8.1 million to the STOF to fund core departmental programs by reversing five statutory transfers for natural resources and energy grant programs within the Department of Natural Resources, including:

- \$1,998,205 for the Species Conservation Trust Fund;
- \$1,600,964 for the Parks and Wildlife Aquatic Nuisance Species Fund;
- \$219,803 for the Water Efficiency Grant Program Cash Fund;
- \$297,759 for the Interbasin Compact Committee Operation Fund; and
- \$3,996,410 for the Water Supply Reserve Fund.

### Fiscal Impact

Effective upon passage for FY 2020-21, reversed transfers:

- Reduce balances by the amounts identified above in each of those funds, totaling \$8,113,141; and
- Increase the balance in the STOF by \$8,113,141.

# JOINT BUDGET COMMITTEE LONG BILL PACKAGE BILL

## SUMMARY OF S.B. 21-221:

### CONCERNING PROJECTS UNDER THE FOREST RESTORATION AND WILDFIRE RISK MITIGATION GRANT PROGRAM.

**Prime Sponsors:** Senators Hansen and Rankin, Representative McCluskie

#### Bill Summary

The bill removes the \$1.0 million limit for the state grant share of individual projects under the Forest Restoration and Wildfire Risk Mitigation (FRWRM) Grant Program. The bill also adds a requirement that when the FRWRM Technical Advisory Panel considers hazardous fuel reduction projects for the Program, the panel show preference to applicants that have adopted or plan to adopt local wildfire risk reduction measures that complement funds provided through the Program.

#### Fiscal Impact

This bill does not have a fiscal impact.

#### Background Information

Removal of the \$1.0 million limit is based on the premise that larger projects have larger risk mitigation benefits. The provision regarding preference is based on research that shows FRWRM funds will be more effective in areas with complementary risk reducing measures enacted at the local level. This research shows that communities are best protected by adopting multiple risk reducing measures, including, but not limited to: (1) improving and restoring forest health, (2) reducing hazardous fuels around structures, (3) requiring or encouraging fire-resistant structures, and (4) placing structures in places where they are less likely to burn. The FRWRM Grant Program supports projects aimed at forest health and hazardous fuels, while the other measures are primarily approved and implemented at the local level.

For more information, use the links below to read the Joint Budget Committee (JBC) staff figure setting document and the JBC staff comeback document:

- [https://leg.colorado.gov/sites/default/files/fy2021-22\\_natfig1.pdf](https://leg.colorado.gov/sites/default/files/fy2021-22_natfig1.pdf)
- <https://leg.colorado.gov/sites/default/files/cb2-03-18-21.pdf>

# JOINT BUDGET COMMITTEE LONG BILL PACKAGE BILL

## SUMMARY OF S.B. 21-222:

CONCERNING THE REPEAL OF THE STATE RECOVERY AUDIT PROGRAM, AND, IN CONNECTION THEREWITH,  
REDUCING AN APPROPRIATION.

**Prime Sponsors:** Senator Rankin and Representative Ransom

### Bill Summary

Pursuant to Section 24-30-203.5 3(a), C.R.S., the Department of Personnel is required to hire an outside audit firm to conduct a recovery audit every three years. A recovery audit is a financial management technique used to identify improper payments made by an entity to vendors and other entities in connection with the payment activities. At the completion of the audit cycle, all state moneys recovered, less the contingency fee paid to the audit firm and actual administrative costs related to the recovery audit, are to be transferred to the General Fund. The recovery audit program has not been cost effective in recent years. Administrative costs incurred by state agencies are not factored into total spending and audits have shown that the State's financial system has solid controls to prevent overpayments, resulting in low contingency fees and only marginal General Fund revenue. This bill repeals Section 24-30-203.5, C.R.S., on July 1, 2022.

### Fiscal Impact

This bill reduces by \$64,714 General Fund and 1.0 FTE the FY 2021-22 appropriation to the Department of Personnel. This reduction is ongoing.

# JOINT BUDGET COMMITTEE LONG BILL PACKAGE BILL

## SUMMARY OF S.B. 21-223:

CONCERNING THE LOCATION OF A DEPARTMENT OF REVENUE ADMINISTRATIVE HEARING.

**Prime Sponsors:** Senator Hansen and Representative Ransom

### Bill Summary

Current law specifies that Department of Revenue administrative tax hearings may only be conducted in-person in the City and County of Denver. The bill provides for in-person hearings in either Adams, Arapahoe, Boulder, Broomfield, Denver, Douglas, or Jefferson counties, or, at the election of the taxpayer, by video conference.

### Fiscal Impact

There is no fiscal impact, however, the bill provides the Department of Revenue operations flexibility that secures savings achieved from the Department having vacated its former space in the Capitol Annex building.



# JOINT BUDGET COMMITTEE LONG BILL PACKAGE BILL

## SUMMARY OF S.B. 21-224: CONCERNING CAPITAL-RELATED TRANSFERS OF MONEY.

**Prime Sponsors:** Senator Hansen and Representative Ransom

### Bill Summary

The bill makes transfers to the Capital Construction Fund and the Information Technology Capital Account within the Capital Construction Fund (IT Capital Account) to balance the Capital Construction Fund and IT Capital Account for FY 2021-22 appropriations.

The bill also makes a transfer of General Fund to the Controlled Maintenance Trust Fund as a set aside to pay for FY 2022-23 Level I and II controlled maintenance projects.

### Fiscal Impact

For FY 2021-22, the bill transfers a total of \$335,115,234 from the following funds:

- \$326,615,234 from the General Fund;
- \$500,000 from the General Fund Exempt Account; and
- \$8,000,000 from the Emergency Controlled Maintenance Account within the Capital Construction Fund.

The bill transfers a total of \$335,115,234 to the following funds on July 1, 2021:

- \$197,574,932, including \$189,574,932 from the General Fund and \$8,000,000 from the Emergency Controlled Maintenance Account, to the Capital Construction Fund for building capital projects;
- \$27,040,302 from the General Fund to the IT Capital Account for information technology projects;
- \$500,000 from the General Fund Exempt Account of the General Fund to the Capital Construction Fund for capital construction transportation projects; and
- \$110,000,000 from the General Fund to the Controlled Maintenance Trust Fund.

# JOINT BUDGET COMMITTEE LONG BILL PACKAGE BILL

## SUMMARY OF S.B. 21-225:

CONCERNING THE REPAYMENT OF CASH FUNDS FROM WHICH MONEY WAS TRANSFERRED IN 2020 FOR THE PURPOSE OF AUGMENTING THE GENERAL FUND.

**Prime Sponsors:** Senator Rankin and Representative Ransom

### Bill Summary

During the 2020 legislative session, the General Assembly enacted legislation to transfer money from the Small Communities Water and Wastewater (SCWW) Grant Fund and Off-highway Vehicle (OHV) Recreation Fund to the General Fund for budget balancing purposes. The SCWW Grant Fund is administered by the Department of Public Health and Environment and the Off-highway Vehicle Recreation Fund is administered by the Department of Natural Resources.

This bill requires the state treasurer to repay those cash funds by transferring the following amounts from the General Fund in FY 2021-22:

- \$5.0 million to the SWCC Grant Fund; and
- \$5.0 million to the OHV Recreation Fund.

### Fiscal Impact

The bill reduces available General Fund by \$10.0 million in FY 2021-22.

# JOINT BUDGET COMMITTEE LONG BILL PACKAGE BILL

## SUMMARY OF S.B. 21-226: CONCERNING AN INCREASE IN THE GENERAL FUND RESERVE.

**Prime Sponsors:** Senator Moreno and Representative McCluskie

### Bill Summary

House Bill 20-1383 temporarily decreased the statutory General Fund reserve requirement from 7.25 percent of General Fund appropriations at the end of each fiscal year to:

- 3.07 percent of appropriations for FY 2019-20, and
- 2.86 percent of appropriations for FY 2020-21 and 2021-22.

This bill increases the statutory General Fund reserve to 13.53 percent for FY 2021-22 and to 15.00 percent for FY 2022-23 and subsequent fiscal years.

### Fiscal Impact

This bill is estimated to increase the General Fund reserve requirement for FY 2021-22 from \$367.2 million (based on the current 2.86 percent requirement) to \$1,737.8 million (based on the 13.53 percent requirement in the bill). For FY 2022-23 and subsequent fiscal years, the impact of the 15.0 percent requirement will depend on General Fund appropriations that are made for each fiscal year.

### Background Information

The statutory General Fund reserve has historically been used to mitigate State revenue uncertainty, unexpected expenditures, and revenue declines in the initial year of an economic recession. Since FY 2000-01, the statutorily required reserve has ranged from 0.0 to 7.25 percent of annual General Fund appropriations. The *actual* fiscal year-end General Fund reserve has ranged from 2.1 percent (in FY 2009-10) to 19.4 percent (in FY 2012-13).

# JOINT BUDGET COMMITTEE LONG BILL PACKAGE BILL

## SUMMARY OF S.B. 21-227:

**CONCERNING THE STATE EMERGENCY RESERVE, AND, IN CONNECTION THEREWITH, DESIGNATING THE STATE EMERGENCY RESERVE FOR THE 2021-22 STATE FISCAL YEAR, CREATING THE STATE EMERGENCY RESERVE CASH FUND, AND REQUIRING REIMBURSEMENTS FOR EXPENDITURES FROM A FUND THAT IS DESIGNATED AS PART OF THE STATE EMERGENCY RESERVE TO BE RETURNED TO THE FUND.**

**Prime Sponsors:** Senators Moreno and Rankin, and Representative Ransom

### Bill Summary

Under the Taxpayer's Bill of Rights (TABOR) and the implementing legislation, the State is required to maintain a State Emergency Reserve (Reserve) for use only in declared emergencies. This bill:

- Designates the cash and capital assets that constitute the Reserve for the 2021-22 fiscal year;
- Creates the State Emergency Reserve Cash Fund to be some or all of the Reserve;
- On June 30, 2021, requires the State Treasurer to transfer to the State Emergency Reserve Cash Fund \$101.0 million from the General Fund and \$100.0 million from the Controlled Maintenance Trust Fund (CMTF); and
- Creates a replenishment mechanism by requiring that if money from any fund that is designated as part of the Reserve is expended for a declared emergency and the State subsequently receives reimbursement for the expenditure, the State Treasurer shall deposit the reimbursement into the fund that was the source of the expenditure.

### Fiscal Impact

The bill requires a transfer of \$101.0 million from the General Fund and \$100.0 million from the CMTF to the newly created State Emergency Reserve Cash Fund on June 30, 2021. The latter amount originated as General Fund that was transferred to the CMTF through S.B. 20B-004. The Governor transferred this full amount to the Disaster Emergency Fund (DEF), but is expected to credit \$100.0 million to the CMTF from reimbursements received from the federal government for expenditures from the DEF as intended by S.B. 20B-004.

### Background Information

TABOR requires the State to set aside an emergency reserve equal to at least three percent of fiscal year spending, and limits expenditures from this reserve for declared emergencies. TABOR defines “emergency” to exclude economic conditions, revenue shortfalls, and salary or fringe benefit increases. Unused reserves apply to the next year’s State Emergency Reserve.<sup>1</sup>

#### Use of State Emergency Reserve

The TABOR emergency reserve may be expended in any given fiscal year upon:

- The declaration of a state emergency by the passage of a joint resolution which is approved by a two-thirds majority of the members of both houses of the General Assembly and which is approved by the Governor; or
- The declaration of a disaster emergency by the Governor.

---

<sup>1</sup> See Section 20 (5) of Article X of the Colorado Constitution and Section 24-77-104, C.R.S.

Declaring a disaster emergency of any kind gives the Governor access to the DEF. Pursuant to Section 24-33.5-706 (4), C.R.S., the stated legislative intent is that money required during a disaster first be paid from money regularly appropriated to state and local agencies. If these existing resources prove insufficient, the Governor may make money available from the DEF. If money in the DEF is insufficient, the Governor may transfer to the DEF and expend money that has been appropriated for other purposes. The declaration of a disaster emergency also authorizes expenditures from the Reserve.

If the DEF is credited with reimbursements for previous State expenditures for a particular disaster, the Governor *may* transfer money to the Reserve fund(s) as repayment for the amounts the Governor originally transferred from said fund(s) to the DEF.

From FY 1994-95 through FY 2017-18, annual transfers from the Reserve to the DEF ranged from \$0 to \$53.4 million, with an average of \$6.9 million over this 24-year period. These transfers were typically related to wildfire and flood disaster emergencies. The number and magnitude of transfers from the Reserve have increased significantly in recent years.

In December 2020, the General Assembly passed a bill (S.B. 20B-004) to transfer an additional \$100.0 million from the General Fund to the CMTF to cover public health and emergency response costs associated with the COVID-19 pandemic emergency. This bill required that if the State receives reimbursement for any expenditures made from this source, the State Treasurer shall deposit the reimbursement into the CMTF. By February 2021, the Governor had transferred the full \$100.0 million from the CMTF to the DEF, and subsequently repaid this amount. However, most of these funds were subsequently again transferred to the DEF. As of March 14, 2021, only \$41.3 million remained available in the cash funds designated for the Reserve. This included \$21.3 million in the CMTF and \$20.0 million in the Major Medical Insurance Fund.

#### Designation and Composition of Reserve

Pursuant to Section 24-77-104, C.R.S., the Reserve “shall consist of moneys as are annually designated by the general assembly in the general appropriation bill or by separate bill to constitute said emergency reserve.” The General Assembly typically designates the fund sources and assets that comprise the annual Reserve in the headnotes at the beginning of the annual Long Bill.

The General Assembly’s practice has been to estimate the size of the required Reserve for the next fiscal year based on the preceding March revenue forecasts. The components of the Reserve have been based on the available balances in certain cash funds and the replacement values of certain State properties provided by the Department of Personnel’s Risk Management Unit.

Since FY 1993-94, the General Assembly has designated the General Fund, various cash funds, and capital assets to satisfy the reserve requirement.

- In FY 1995-96, the Reserve consisted entirely of General Fund.
- From FY 1996-97 through FY 2000-01, the Reserve consisted entirely of the CMTF.
- In all other fiscal years the Reserve has included amounts in multiple cash funds.
- Since FY 2003-04, the Reserve has also included capital assets. In all but one fiscal year these assets have comprised less than 40.0 percent of the Reserve.

Designated State Emergency Reserve

The FY 2020-21 Long Bill designated a total of \$409.0 million from various sources to constitute the Reserve, consisting of about 60.0 percent cash assets and 40.0 percent capital assets. This bill designates a Reserve that includes over 93.0 percent cash assets, including \$201.0 million that originates as General Fund revenues.

DESIGNATED STATE EMERGENCY RESERVE				
	FY 2020-21	% OF TOTAL	FY 2021-22	% OF TOTAL
<b>Cash Assets:</b>				
Disaster Emergency Fund	\$75,000,000		\$48,000,000	
State Emergency Reserve Cash Fund - transfer from General Fund	0		101,000,000	
Controlled Maintenance Trust Fund (CMTF)	73,000,000		0	
State Emergency Reserve Cash Fund - transfer from CMTF	0		100,000,000	
Unclaimed Property Tourism Promotion Trust Fund	5,000,000		5,000,000	
Colorado Water Conservation Board Construction Fund	33,000,000		33,000,000	
Major Medical Insurance Fund	63,000,000		59,000,000	
Marijuana Tax Cash Fund	0		100,000,000	
<b>Subtotal:</b>	<b>\$249,000,000</b>	<b>60.9%</b>	<b>\$446,000,000</b>	<b>93.9%</b>
<b>Capital Assets: State Properties up to:</b>	<b>\$160,000,000</b>	<b>39.1%</b>	<b>\$29,000,000</b>	<b>6.1%</b>
<i>Value of State Properties Listed in Headnote:</i>				
<i>State Parking Garage (1350 Lincoln Street, Denver)</i>	<i>\$11,986,350</i>		<i>\$0</i>	
<i>Centennial Building (1313 Sherman Street, Denver)</i>	<i>37,308,975</i>		<i>0</i>	
<i>Human Services Building (1575 Sherman Street, Denver)</i>	<i>32,180,900</i>		<i>0</i>	
<i>Grant Street Building (1570 Grant Street, Denver)</i>	<i>6,004,338</i>		<i>0</i>	
<i>Capitol Annex Building (1375 Sherman Street, Denver)</i>	<i>28,930,625</i>		<i>29,682,821</i>	
<i>State Services Building (1525 Sherman Street, Denver)</i>	<i>44,879,625</i>		<i>0</i>	
<i>Legislative Services Building (200 E 14th Ave, Denver)</i>	<i>17,357,350</i>		<i>0</i>	
<b>Subtotal</b>	<b>\$178,648,163</b>		<b>\$29,682,821</b>	
<b>TOTAL</b>	<b>\$409,000,000</b>	<b>100.0%</b>	<b>\$475,000,000</b>	<b>100.0%</b>

# JOINT BUDGET COMMITTEE LONG BILL PACKAGE BILL

## SUMMARY OF S.B. 21-228:

CONCERNING THE CREATION OF THE PERA PAYMENT CASH FUND TO BE USED FOR FUTURE PAYMENTS TO THE PUBLIC EMPLOYEES' RETIREMENT ASSOCIATION, AND, IN CONNECTION THEREWITH, MAKING AN APPROPRIATION.

**Prime Sponsors:** Senators Moreno and Hansen and Representatives Ransom and McCluskie

### Bill Summary

The bill creates the PERA Payment Cash Fund (Fund) and appropriates \$380 million General Fund to the Fund for FY 2020-21. Requires the State Treasurer to make the \$225 million direct distribution payment due to PERA on July 1, 2022, from the Fund. Money in the fund is also available for use by the State for any employer contribution or disbursement to PERA.

### Fiscal Impact

Effective upon passage for FY 2020-21, the bill appropriates \$380 million General Fund to the PERA Payment Cash Fund created in the bill. For FY 2022-23, the bill requires the State Treasurer to make the PERA Direct Distribution Payment to PERA from the Fund.

## PENDING LEGISLATION NOT IN THE BUDGET PACKAGE BUT INCLUDED FOR BUDGET BALANCING

### MULTIPLE DEPARTMENTS

#### **SENATE/HOUSE BILLS (PENDING)**

##### *LEGISLATION*

The JBC has set aside \$800,000,000 General Fund for 2021 bills that will be part of the legislative stimulus package. For purposes of the Budget Package, it is assumed that these bills will make transfers out of the General Fund in FY 2020-21.

#### **SENATE/HOUSE BILLS (PENDING)**

##### *LEGISLATION*

The JBC has set aside \$50,000,000 General Fund for 2021 bills that require a General Fund appropriation or a General Fund transfer for FY 2021-22.

#### **SENATE/HOUSE BILL (PENDING)**

##### *CASH FUND SOLVENCY BILL*

The JBC has set aside \$4,300,000 General Fund and \$1,805,317 cash funds from the Marijuana Tax Cash Fund (MTCF) in FY 2021-22 for a bill that will address short-term solvency issues for certain cash funds. This bill will authorize the transfer of \$1,200,000 from the General Fund and \$1,805,317 from the MTCF to the Marijuana Cash Fund in order to reverse recent transfers. This bill will also authorize the transfer of \$3,100,000 from the General Fund to a newly created cash fund designed to address short-term cash flow solvency issues for three cash funds:

- Licensing Services Cash Fund;
- Liquor Enforcement Division and State Licensing Authority Cash Fund; and
- Health Facilities General Licensure Cash Fund.

### EDUCATION

#### **SENATE/HOUSE BILL (PENDING)**

##### *STATE MATCH FOR COLORADO IMAGINATION LIBRARY*

The JBC set aside \$410,221 General Fund for future legislation (not introduced by the JBC) provide a state match for the Colorado Imagination Library Program authorized in S.B. 20-185 (Colorado Imagination Library Program).

#### **S.B. 21-185**

##### *TEACHER RECRUITMENT TOOLKIT*

The JBC set aside \$13,398,963 General Fund for teacher workforce programs associated with S.B. 21-185 (Supporting Educator Workforce in Colorado), which is not a JBC bill. Within that total, the set aside includes: (1) \$3.0 million to restore funding for the Quality Teacher Recruitment Program in the Department of Education, which was eliminated in FY 2020-21 as a budget balancing measure; and (2) \$2,898,963 to restore funding for the Educator Loan Forgiveness Program in the Department of Higher Education.



## **SCHOOL FINANCE BILL**

### *BUDGET STABILIZATION FACTOR*

The JBC set aside \$480,265,018 General Fund for the School Finance Bill to reduce the dollar value of the budget stabilization factor to \$572.4 million (the level of the FY 2019-20 appropriation).

## **SENATE/HOUSE BILLS (PENDING)**

### *K-12 GRANT PROGRAMS*

In addition, the JBC set aside \$1,425,807 General Fund and \$5,500,000 cash funds from the Marijuana Tax Cash Fund (MTCF) for the School Finance Bill to restore funding to several grant programs in the Department of Education that were reduced for FY 2020-21 as budget balancing measures. The set aside includes: (1) \$3.0 million from the MTCF for the Behavioral Health Care Professionals Matching Grant Program; (2) \$2.5 million from the MTCF for the K-5 Social and Emotional Health Grant Program; (3) \$800,000 General Fund for the Ninth Grade Success Program; (4) \$375,807 General Fund for the School Leadership Pilot Program; and (5) \$250,000 General Fund for the Automatic Enrollment in Advanced Courses Grant Program.

## HEALTH CARE POLICY AND FINANCING

## **SENATE/HOUSE BILL (PENDING)**

### *INCREASE FOR HOME- AND COMMUNITY-BASED SERVICES (HCBS) PER ARPA*

The JBC set aside \$225,735,015 General Fund (\$52,987,936 in FY 2020-21 and \$172,747,079 in FY 2021-22) for a bill that will be introduced by the JBC for Home- and Community-Based Services (HCBS). The federal American Rescue Plan Act (ARPA) provides a temporary 10.0 percent increase in the federal match rate for select Home- and Community-Based Services (HCBS), resulting in a General Fund savings of \$225.7 million spread over FY 2020-21 and FY 2021-22. However, pursuant to ARPA the additional federal match must supplement, rather than supplant, state funding, so the budget package includes a separate set-aside for future legislation to reinvest the General Fund savings in HCBS once further federal guidance on the allowable uses is available.

## HUMAN SERVICES

## **SENATE/HOUSE BILL (PENDING)**

### *CHILD WELFARE SYSTEM CHANGES*

The JBC set aside \$6,877,986 General Fund for a bill that will be introduced by the JBC to ensure appropriate capacity in the child welfare system for serving children in an out of home placement setting that is based on the needs of the child. In addition, the bill will require the expansion of the state's facility school model to address the educational needs of children whose needs are too extensive to be served in a regular classroom.

## **SENATE/HOUSE BILL (PENDING)**

### *RESIDENTIAL PLACEMENTS FOR CHILDREN WITH INTELLECTUAL AND DEVELOPMENTAL DISABILITIES*

The JBC set aside \$1,162,912 General Fund for a bill that will increase the capacity to serve children with intellectual and developmental disabilities who are in or at risk of being in the custody the state or county human services departments.

**SENATE/HOUSE BILL (PENDING)**

*TRANSFER EARLY INTERVENTION EVALUATIONS TO DEPARTMENT OF HUMAN SERVICES*

The JBC set aside \$8,266,779 General Fund for a bill that will transfer the federal Individuals with Disabilities Education Act, Part C authority for evaluations from the Department of Education to the Department of Human Services.

**SENATE/HOUSE BILL (PENDING)**

*EARLY CHILDHOOD STARTUP COSTS FOR PROP EE*

The JBC set aside \$1,000,000 General fund for a bill that will address early childhood education startup costs associated with the universal preschool provision of Proposition EE.

JUDICIAL

**SENATE/HOUSE BILLS (PENDING)**

*JUDICIAL DIVISION RETIREES TEMP JUDICIAL DUTIES COMPENSATION (H.B. 21-1136)*

The JBC set aside \$723,564 General Fund for House Bill (H.B.) 21-1136, which changes the amount of time that a retired member of the Judicial Department may perform assigned judicial duties without pay and the amount of a benefit increase such a judge will receive. The bill is expected to aid the Judicial Department in addressing a caseload backlog resulting from the COVID-19 pandemic by allowing the Department to contract with more judicial officer retirees.

LABOR AND EMPLOYMENT

**SENATE/HOUSE BILLS (PENDING)**

*PAID FAMILY LEAVE*

The JBC set aside \$1,500,000 General Fund for a bill related to the initial implementation of the Paid Family and Medical Leave Insurance Program adopted by the voters in November 2020 through Proposition 118. The new Family and Medical Leave Insurance enterprise will be supported by insurance premiums. However, funds for cash flow purposes are anticipated to be required before any bonds are issued or any insurance premiums are collected.

LEGISLATURE

**S.B. 21-196**

*FY 2021-22 LEGISLATIVE APPROPRIATION BILL*

While the annual Long Bill includes some appropriations for the Legislative Branch, the majority of legislative appropriations are contained in a separate legislative appropriation bill. The JBC has set aside \$53,030,160 General Fund for this bill for FY 2021-22.

NATURAL RESOURCES

**WATERSHED RESTORATION GRANT PROGRAM**

*LEGISLATION*

The JBC has set aside \$5,000,000 General Fund for a transfer to the Colorado Water Conservation Board Construction Fund to support the Watershed Restoration Grant Program. These grants would support short- and long-term recovery and restoration efforts related to the 2020 wildfire season.

## PUBLIC HEALTH AND ENVIRONMENT

### **SENATE/HOUSE BILL (PENDING)**

#### *PUBLIC HEALTH INFRASTRUCTURE*

The JBC has set aside \$21,090,149 General Fund for legislation that will be introduced outside of the Long Bill package for the Department of Public Health and Environment. The potential appropriation would fund several positions within the Department, which have been hired using federal resources to respond to the COVID pandemic, and provide increased distributions to local public health departments.

### **S.B. 21-181**

#### *HEALTH EQUITY GRANT PROGRAM*

The JBC has set aside \$4,841,205 General Fund to be added to SB 21-181 in order to add the appropriate statutory authority, and appropriation, to create a new Health Equity Grant Program. The General Fund is to cover \$4.7 million to fund the new program as well as add an additional 2.0 FTE for grant management. The new grant program will disperse funds to community organizations to address root causes of health inequity, such as access to health food, housing, and physical activity.

## TRANSPORTATION

### **SENATE/HOUSE BILL (PENDING)**

#### *TRANSPORTATION FUNDING*

The JBC has set aside \$124,000,000 General Fund for legislation that will be introduced outside of the Long Bill package for the Department of Transportation. The funding would be used to reverse the impact of H.B. 20-1376 (Modify Transportation Funding Mechanism), which shifted \$62,000,000 of responsibility for S.B. 17-267 COP payments from the General Fund to the Department's cash fund sources in FY 2020-21 and FY 2021-22.

## **Section 4**

## **Appendices**

# APPENDIX A – SUMMARY OF LONG BILL SECTIONS

BILL SECTION	FISCAL YEAR	DEPARTMENT	DESCRIPTION
1-3	2021-22	All	Headnotes and Long Bill appropriations for all departments and capital construction
		Capital Construction	
4	2021-22	Information Technology	See narrative for Capital Construction Information Technology
5	2018-19	Capital Construction	See narrative for Capital Construction
6	2019-20	Education	Adjusts appropriations between the General Fund and the General Fund Exempt account
7	2019-20	Health Care Policy & Financing	Adjusts appropriations between the General Fund and the General Fund Exempt account
8	2019-20	Higher Education	Adjusts appropriations between the General Fund and the General Fund Exempt account
9	2020-21	Education	See the narrative section for the Department of Education
10	2020-21	Health Care Policy & Financing	See the narrative section for the Department of Health Care Policy and Financing
11	2020-21	Higher Education	See the narrative section for the Department of Higher Education
12	2020-21	Human Services	See the narrative section for the Department of Human Services
13	2020-21	Local Affairs	See the narrative section for the Department of Local Affairs
14	2020-21	Military and Veterans Affairs	See the narrative section for the Department of Military and Veterans Affairs
15	2020-21	Public Safety	See the narrative section for the Department of Public Safety
16	2020-21	Treasury	See the narrative section for the Department of the Treasury
17	2020-21	Capital Construction	See the narrative section for Capital Construction
18	2019-20	Health Care Policy & Financing	Adjusts appropriations in S.B. 21-043
19	2020-21	Higher Education	Adjusts appropriations in H.B. 20-1385
20		Safety Clause	Enacts the bill upon the signature of the Governor

If the table above directs the reader to the narrative section for more information, each of those can be found in Section 2 of this document.

# APPENDIX B – GENERAL POLICIES

The appropriations for many line items are determined by general policies applied consistently to all agencies. A brief explanation for each of these policies is provided below.

## **ADMINISTRATIVE LAW JUDGE SERVICES**

Funds for Administrative Law Judge (ALJ) services, which are provided by the Department of Personnel, are included for the 13 departments that use these services. The recommended billing is calculated by identifying the budget year's base costs (personal services, operating expenses, and indirect costs) plus the program's share of the Department of Personnel's prior-fiscal-year benefits and common policy costs. These costs are then allocated to departments for the upcoming fiscal year according to the actual percentage of service hours each agency utilized in the prior fiscal year. For FY 2021-22, statewide spending authority for ALJ services totals approximately \$5.9 million, compared to \$6.4 million for FY 2020-21.

## **CAPITOL COMPLEX LEASED SPACE**

This line item provides funding to pay the Department of Personnel for property management for departments occupying state-owned space in the Capitol Complex, the North Campus facility, the Pierce Street Building, the Grand Junction State Office Building, and Camp George West. This line item generally appears in each department's Executive Director's office or its equivalent. Each campus has a distinct rental rate per square foot calculated on the pooled expenses of the campus. For FY 2021-22, statewide agency allocations total approximately \$16.5 million in comparison to \$15.2 million for FY 2020-21.

## **COMMUNITY PROVIDER RATES**

Community provider rate adjustments are applied to programs and services which, if not provided by contracted provider organizations or county staff, would need to be provided by State employees. For FY 2021-22, the common policy is an increase of 2.5 percent costing approximately \$188.1 million total funds, including \$70.4 million General Fund.

## **HEALTH, LIFE, AND DENTAL**

The Long Bill adjusts the State contribution for employee health, life, and dental insurance premiums to match prevailing compensation. The State contribution is set at 80.0 percent of total premium costs for FY 2021-22, consistent with the state contribution rate for FY 2020-21. Statewide appropriations for health, life, and dental total \$323.2 million, including \$184.7 million General Fund, in FY 2021-22. This compares to base costs of \$309.8 million total funds, including \$178.4 million General Fund identified for FY 2020-21.

In FY 2020-21, the Health, Life, and Dental appropriations provided in the Long Bill includes a "reduction in Health, Life, and Dental in lieu of a 5.0 percent General Fund personal services base reduction". Including the reduction, statewide health, life, and dental appropriations totaled \$252.0 million total funds, including \$120.6 million General Fund, in FY 2020-21.

## **LEASE PURCHASE**

The Long Bill continues annual appropriations for existing lease purchase agreements. Requests for additional lease purchase funds are examined on an individual department basis and funded where appropriate. A department may only spend funds for a lease purchase if money is specifically appropriated for that purpose.

## **LEASED SPACE**

This line item provides funding for the payment of leased space expenses including rent, associated facility operating costs, and leased space contract escalators for properties not owned by the State.

## **LEGAL SERVICES**

This line item provides funding to purchase necessary legal services from the Department of Law. For FY 2021-22, agencies will pay an average blended rate of \$98.57 per hour for legal services, which are provided by both attorneys and legal assistants. This compares to a rate of \$106.32 per hour for FY 2020-21. The payments that client agencies make to the Department of Law are sufficient to pay all the direct and indirect costs of supplying the services. The Department of Law expects to provide 475,740 hours of legal services to client agencies in FY 2021-22. The blended rate for FY 2021-22 reflects a one-time expenditure of \$5.0 million paid for from a reserve in the Legal Services to State Agencies Cash Fund. Thus, the blended rate for FY 2022-23 will rebound to figures that more closely resemble FY 2020-21.

## **OPERATING EXPENSES**

The Long Bill funds operating expenses at a continuation level of funding, with some individual exceptions. The General Assembly has periodically provided inflationary increases for operating expenses related to food, medical, and laboratory services in departments for which these costs are not incidental. The bill does not include inflationary increases for any operating expenses for FY 2021-22.

## **PAYMENTS TO OIT**

This line generally appears in each department's Executive Director's office, or its equivalent, and provides funding to pay for information technology services provided by the Governor's Office of Information Technology (OIT). For FY 2021-22, amounts in the Long Bill include recoverable costs of \$171.7 million total funds, including \$73.2 million General Fund. This compares to \$179.2 million total funds, including \$82.1 million General Fund, for FY 2020-21.

## **PAYMENT TO RISK MANAGEMENT AND PROPERTY FUNDS**

This line item provides funding to pay each department's share of the statewide cost of property and liability insurance coverage, based on a three-year average loss history as verified by an independent actuarial firm. The Department of Personnel has continuous spending authority for the property and liability program claims, premiums, and legal expenses, but not for administrative costs. For FY 2021-22, the bill's appropriation for the risk management and

property program is \$31.9 million total funds, comprised of \$17.6 million for property and \$14.4 million for liability. This compares to \$18.9 million total funds for FY 2020-21, which is comprised of approximately \$10.6 million for property and \$8.3 million for liability.

## **PERSONAL SERVICES**

Personal Services line items provide funding for: employee salaries and wages, the associated state contribution to the Public Employees Retirement Association (PERA), and the employer's share of federal Medicare taxes; professional services; temporary services; and payments for unemployment insurance and claims.

### **S.B. 04-257 AMORTIZATION EQUALIZATION DISBURSEMENT (AED)**

Pursuant to S.B. 04-257, the State contributes additional funds to assist in the amortization of PERA's unfunded liability. The appropriation amount is calculated on base salary plus salary increases and shift differential pay. For most employees, the contribution rate is 5.0 percent. For judges, the state contribution remained constant at 2.2 percent until H.B. 17-1265 (*PERA Judicial Division Total Employer Contribution*) enacted increases to reach the current rate of 5.0 percent. Long Bill appropriations for FY 2021-22 are estimated to total \$103.3 million total funds, including \$58.2 million General Fund, compared to \$98.4 million total funds, including \$55.1 million General Fund, for FY 2020-21.

### **S.B. 06-235 SUPPLEMENTAL AMORTIZATION EQUALIZATION DISBURSEMENT (SAED)**

In addition to the AED contribution amounts, S.B. 06-235 provides a supplemental PERA contribution. The intended fund source is money that would otherwise be available for, but has not been awarded as, employee salary increases. While this payment is effectively made by the State, these funds represent foregone employee salary increases that would otherwise appear in the salary base as employee compensation. For most employees, the contribution rate is 5.0 percent. Similar to AED, the state contribution rate for judges increased from 2.2 percent to the current rate of 5.0 percent as a result of H.B. 17-1265 (*PERA Judicial Division Total Employer Contribution*). Long Bill appropriations for FY 2021-22 are estimated to total \$103.3 million total funds, including \$58.2 million General Fund, compared to \$98.4 million total funds, including \$55.1 million General Fund, for FY 2020-21.

## **PERA DIRECT DISTRIBUTION**

The PERA Direct Distribution was added as a common policy allocation in the 2019 Long Bill pursuant to Section 24-51-414 (2), C.R.S. A new line item in each department provides an appropriation of General Fund, cash funds, reappropriated funds, and federal funds based on a billing allocation (proportional to AED and SAED allocations) for the State's share of the \$225.0 million annual PERA Direct Distribution payment required by Section 24-51-414 (1), C.R.S.

For FY 2021-22, the State's share is calculated to be \$57.6 million of the \$225.0 million annual PERA Direct Distribution payment. This compares to \$54.1 million in FY 2020-21. However, H.B. 20-1379 (*Suspend PERA DD*) suspended the \$225.0 million payment and the common policy allocations for the State's share for FY 2020-21. The PERA Direct Distribution appropriations to all departments for FY 2021-22 total \$57.6 million, comprised of \$31.5 million General Fund, \$16.6 million cash funds, \$6.2 million reappropriated funds, and \$3.3 million federal funds. Due to an inability to collect for this payment across all federal funds sources consistently, most federal funds are



backfilled with General Fund through supplemental actions, with the intention that the backfilled amount will be collected through the State Controller's indirect cost process.

The 2021 Long Bill includes a corresponding informational appropriation of \$225.0 million to the Department of the Treasury, which includes \$57.6 million reappropriated funds collected from departments for the State and Judicial PERA divisions, and a direct appropriation of \$167.4 million General Fund for the School and Denver Public Schools PERA divisions.

### **SALARY SURVEY AND MERIT PAY AWARDS**

Salary survey appropriations total \$67.7 million total funds, including \$38.0 million General Fund, for a 3.0 percent across-the-board salary increase for FY 2021-22. The FY 2020-21 budget did not include any funding for a salary survey increase in FY 2020-21.

There is no merit pay component for FY 2021-22, and there was no merit pay component for FY 2020-21.

### **SHIFT DIFFERENTIAL**

Shift differential payments provide higher wages for evening, night, and weekend shifts, except for State Troopers who do not receive shift differential adjustments. Long Bill appropriations for shift differential payments for FY 2021-22 total \$20.0 million, including \$15.9 million General Fund, primarily for the Departments of Corrections and Human Services, compared to \$18.1 million, including \$14.2 million General Fund, for FY 2020-21. Shift differential is set at 100.0 percent of the most recent actual year's (FY 2019-20) expenditures.

### **SHORT-TERM DISABILITY**

All state employees are eligible for employer-paid, short-term disability insurance. Long Bill appropriations are calculated based on 0.16 percent of revised base salary (base salary plus salary increases and shift differential) for FY 2021-22, a reduction from the 0.17 percent rate for FY 2020-21. Statewide short-term disability appropriations for FY 2021-22 total \$3.2 million, including \$1.8 million General Fund, which compares to \$3.2 million, including \$1.7 million General Fund, for FY 2020-21.

### **STATEWIDE INDIRECT COSTS**

Indirect costs are the overhead costs associated with the operation of general government functions and departmental administrative duties. Indirect cost recoveries are intended to offset the costs of providing central services for cash-funded and federally-funded programs that would otherwise be supported by General Fund. In practice, each cash funded or federal funded program in a department is charged a proportional indirect cost assessment that includes statewide and departmental indirect costs. These indirect cost recoveries are used to offset General Fund appropriations in each department's Executive Director's office. For FY 2021-22, the statewide indirect cost recovery plan is estimated to recover \$17.3 million in comparison to \$18.3 million for FY 2020-21.

## **VEHICLE LEASE PAYMENTS**

Pursuant to Section 24-30-1117, C.R.S., state agency motor vehicles may only be purchased through the Fleet Management Program administered by the Department of Personnel. Long Bill appropriations are based on the amount necessary for each department's vehicle lease payments, which vary according to the number, models, and types of leased vehicles. For FY 2021-22, the bill includes funding to replace 492 total vehicles, which includes 199 hybrid vehicles, 41 electric vehicles, one CNG capable vehicle, and 251 conventional combustion engine vehicles. Fiscal year 2020-21 appropriations supported the replacement of 607 vehicles, including up to 190 hybrid vehicles, 127 electric vehicles, three CNG equipped vehicles, and 287 conventional combustion engine vehicles. Statewide the appropriations to state agency Vehicle Lease Payments line items for FY 2021-22 total \$22.8 million in comparison to \$20.3 million total funds for FY 2020-21. The appropriation for the Department of Personnel's Fleet Management Vehicle Replacement Lease/Purchase line item for FY 2021-22 is \$25.8 million reappropriated funds, in comparison to \$23.3 million reappropriated funds for FY 2020-21.

## **WORKERS' COMPENSATION**

This line item provides funding for each department's share of the statewide cost of workers' compensation coverage, based on a three-year average loss history as verified by an independent actuarial firm. The State is self-insured and provides coverage for employees in all departments except for institutions of higher education, which operate separate self-insured programs. For FY 2021-22, the Long Bill appropriation for the workers' compensation program totals \$28.7 million total funds, in comparison to \$29.8 million total funds for FY 2020-21.

# APPENDIX C – HIGHWAY USERS TAX FUND OFF-THE-TOP APPROPRIATION

The Highway Users Tax Fund (HUTF) includes revenues from gas and special-fuel taxes, fines, license plate fees, driver's license fees, motor vehicle title and registration fees, and passenger-mile taxes. Section 18 of Article X of the Colorado Constitution limits expenditures from gas taxes and license and registration fees exclusively to the construction, maintenance, and supervision of state highways. HUTF "off-the-top" refers to the portion of the HUTF that is appropriated to the Colorado State Patrol for highway supervision. This amount is taken before the formula allocation of HUTF to the State Highway Fund, counties, and cities.

Section 43-4-201 (3)(a)(I)(C), C.R.S., limits the annual growth of HUTF off-the-top appropriations to no more than 6.0 percent of the off-the-top appropriation from the previous fiscal year, regardless of any increase or decrease in overall highway-related revenues. The following table shows the HUTF off-the-top appropriations subject to the limit for FY 2021-22 compared to FY 2020-21 appropriations, and the limit for FY 2021-22.

HUTF OFF-THE-TOP APPROPRIATIONS COMPARISON		
	APPROPRIATIONS COMPARISON	PERCENT CHANGE
FY 2020-21 HUTF Off the Top Appropriations Base	\$166,089,887	
6.0 Percent Allowable Growth	9,965,393	
FY 2021-22 HUTF Off the Top Appropriations Limit	\$176,055,280	6.0%
<b>Total FY 2021-22 HUTF Off-the-Top Appropriations for Colorado State Patrol</b>	<b>\$174,508,485</b>	<b>5.1%</b>
Over/(Under) FY 2021-22 Off the Top Appropriations Limit	(\$1,546,795)	

# APPENDIX D – GENERAL FUND APPROPRIATIONS EXEMPT FROM CERTAIN RESTRICTIONS

This appendix provides additional information concerning General Fund amounts that are described or categorized as “exempt”.

The annual General Appropriation Act includes two categories of General Fund appropriations: General Fund and General Fund Exempt. Items that appear in the "General Fund Exempt" column are exempt from the state fiscal year spending limit in Section 20 of Article X of the State Constitution (the Taxpayer's Bill of Rights or TABOR). There are currently two types of appropriations that are categorized as General Fund Exempt:

- **Appropriations from the General Fund Exempt Account:** Referendum C, which was referred to and passed by voters in November 2005, authorizes the State to retain and spend state revenues in excess of the TABOR state fiscal year spending limit, but less than the excess state revenues cap. This measure also established the General Fund Exempt Account, which consists of the amount of state revenues in excess of the TABOR state fiscal year spending limit that would have been refunded had Referendum C not passed. Money in the General Fund Exempt Account may only be appropriated or transferred for four purposes: health care; education; retirement plans for firefighters and police officers; and strategic transportation projects.
- **Appropriations from Tobacco Tax Revenues:** Amendment 35, which was approved by voters in November 2004, imposed new cigarette and tobacco taxes through the addition of Section 21 in Article X of the State Constitution. The new tobacco tax revenues authorized by Amendment 35 are exempt from the TABOR state fiscal year spending limit, and General Fund appropriations from these revenues are also exempt from the statutory restriction on General Fund appropriations (this exemption is discussed later in this section). Amendment 35 requires that a portion of the new tobacco tax revenues be appropriated to the General Fund and made available to the Department of Public Health and Environment for immunization services and to the Department of Health Care Policy and Financing for the Children's Basic Health Plan.

The following table details General Fund Exempt appropriations and transfers for FY 2020-21 and FY 2021-22.

GENERAL FUND APPROPRIATIONS EXEMPT FROM CONSTITUTIONAL RESTRICTIONS			
DEPARTMENT	FY 2020-21	FY 2021-22	EXPLANATION
<b>APPROPRIATIONS FROM THE GENERAL FUND EXEMPT ACCOUNT (REFERENDUM C):</b>			
Education	\$635,104,923	\$865,284,199	Appropriations for preschool through twelfth grade education pursuant to Sections 24-77-103.6 (2)(b) and 24-77-104.5 (3), C.R.S.
Health Care Policy and Financing	635,104,923	865,284,199	Appropriations for health care funding for Colorado's elderly, low-income, and disabled populations pursuant to Sections 24-77-103.6 (2)(a) and 24-77-104.5 (2), C.R.S.
Higher Education	575,027,423	805,240,545	Appropriations for higher education pursuant to Sections 24-77-103.6 (2)(b) and 24-77-104.5 (4), C.R.S.
Local Affairs	4,345,000	4,412,692	Appropriations for volunteer firefighter retirement plans and death and disability insurance, pursuant to Section 24-77-103.6 (2)(c), C.R.S.

GENERAL FUND APPROPRIATIONS EXEMPT FROM CONSTITUTIONAL RESTRICTIONS			
DEPARTMENT	FY 2020-21	FY 2021-22	EXPLANATION
Transportation	500,000	500,000	General Fund transfer to the Capital Construction Fund for strategic transportation projects pursuant to Section 24-77-103.6 (2)(d), C.R.S.
<b>SUBTOTAL</b>	<b>\$1,850,082,269</b>	<b>\$2,540,721,635</b>	
APPROPRIATIONS FROM TOBACCO TAX REVENUES (AMENDMENT 35):			
Health Care Policy and Financing	\$387,132	\$420,001	Appropriations for the Children's Basic Health Plan pursuant to Section 24-22-117 (1)(c)(I)(B.5), C.R.S.
Public Health and Environment	387,756	420,001	Appropriations for immunizations performed by county or district public health agencies pursuant to Section 24-22-117 (1)(c)(I)(B.5), C.R.S.
<b>SUBTOTAL</b>	<b>\$774,888</b>	<b>\$840,002</b>	
<b>TOTAL</b>	<b>\$1,850,857,157</b>	<b>\$2,541,561,637</b>	

### GENERAL FUND EXEMPT FROM STATUTORY LIMITS ON INCREASES

Section 24-75-201.1, C.R.S., limits General Fund appropriation increases based on the growth in state personal income, but allows some General Fund appropriations to be excluded from the calculation. The following table lists the General Fund appropriations that are exempt from or are not subject to the statutory restriction on General Fund appropriations for FY 2020-21 and FY 2021-22.

GENERAL FUND APPROPRIATIONS EXEMPT FROM STATUTORY LIMITS ON INCREASES			
DEPARTMENT	FY 2020-21	FY 2021-22	EXPLANATION
Health Care Policy and Financing	\$387,132	\$420,001	GFE appropriations for health related purposes pursuant to Section 24-22-117 (1)(c)(I)(B.5), C.R.S.
Local Affairs	4,375,000	4,442,692	GFE appropriations for volunteer firefighter retirement plans and death and disability insurance, pursuant to Section 24-77-103.6 (2)(c), C.R.S.
Public Health and Environment	387,756	420,001	GFE appropriations for health related purposes pursuant to Section 24-22-117 (1)(c)(I)(B.5), C.R.S.
Revenue	33,800,122	49,844,140	These amounts are exempt from the statutory limit on General Fund appropriations imposed by Section 20 of Article X of the State Constitution and pursuant to Section 39-22-623 (1)(a)(II)(B), C.R.S., for the cigarette tax rebate; Section 39-31-102 (1)(a), C.R.S., for the Old Age Heat & Fuel & Property Tax Assistance Grant; and Section 39-28.8-203 (1)(a)(V), C.R.S., for the Retail Marijuana Retail Sales Tax Distribution to Local Governments.
Treasury	163,663,420	160,792,867	General Fund reimbursements for the Senior Citizen and Disabled Veteran Property Tax Exemption are exempt from statutory appropriation limits pursuant to Section 24-75-201.1 (1)(a)(III)(A), C.R.S.
<b>TOTAL</b>	<b>\$202,613,430</b>	<b>\$215,919,701</b>	