

# COLORADO OFFICE OF THE STATE AUDITOR



## ANNUAL REPORT: STATUS OF OUTSTANDING AUDIT RECOMMENDATIONS AS OF JUNE 30, 2017



OCTOBER 2017

INFORMATIONAL REPORT

THE MISSION OF THE OFFICE OF THE STATE AUDITOR  
IS TO IMPROVE GOVERNMENT  
FOR THE PEOPLE OF COLORADO

## LEGISLATIVE AUDIT COMMITTEE

Representative Tracy Kraft-Tharp – Chair      Senator Tim Neville – Vice-Chair

Senator Kerry Donovan  
Senator Cheri Jahn  
Representative Dan Nordberg

Representative Lori Saine  
Senator Jim Smallwood  
Representative Faith Winter

## OFFICE OF THE STATE AUDITOR

Dianne E. Ray

State Auditor

Matt Devlin

Deputy State Auditor

Jenny Page

Audit Manager

Madeline Beasley  
John Kormos  
Meghan Westmoreland

Staff Auditors

Laura Bravo  
Marisa Edwards  
Sarah Grider  
Marcie Jacobs  
Stelios Pavlou

Other Contributors

AN ELECTRONIC VERSION OF THIS REPORT IS AVAILABLE AT  
[WWW.COLORADO.GOV/AUDITOR](http://WWW.COLORADO.GOV/AUDITOR)

A BOUND REPORT MAY BE OBTAINED BY CALLING THE  
OFFICE OF THE STATE AUDITOR  
303.869.2800

PLEASE REFER TO REPORT NUMBER 1767S WHEN REQUESTING THIS REPORT

# REPORT HIGHLIGHTS

ANNUAL REPORT: STATUS OF OUTSTANDING AUDIT  
RECOMMENDATIONS AS OF JUNE 30, 2017



OCTOBER 2017  
STATE OF COLORADO

## CONCLUSION

Over the 5-year period, July 2011 through June 2016, the Office of the State Auditor (OSA) made 2,224 audit recommendations to state agencies and other audited organizations. Agencies and organizations generally agreed with our recommendations and usually implemented them in a timely manner. However, 97 (4 percent) of the recommendations agreed to have not been fully implemented and are still outstanding as of June 30, 2017. Further, 38 of the 97 outstanding recommendations (39 percent) are considered high priority due to their seriousness or because they have been outstanding for 3 years or more.

## KEY FACTS

- For Fiscal Years 2012 through 2016 (July 2011 through June 2016), the OSA made a total of 2,224 financial, performance, and information technology (IT) audit recommendations to state agencies and other audited organizations.
- The agencies and organizations agreed to implement 99 percent of all audit recommendations in this 5-year period.
- Overall, as of June 30, 2017, state agencies and other audited organizations have implemented 96 percent of the recommendations that they agreed to implement.
- The number of outstanding recommendations has decreased since June 30, 2016.

## FINANCIAL AUDIT RECOMMENDATIONS

- Financial audit reports contained 926 of the 2,224 recommendations (42 percent) made for Fiscal Years 2012 through 2016, and state agencies and other audited organizations agreed to implement 921 of them (99 percent).
- As of June 30, 2017, the agencies and organizations had not fully implemented 49 of the financial audit recommendations (5 percent) that they had agreed to implement.
- Of the 49 outstanding financial audit recommendations, 28 (57 percent) are considered high priority due to their seriousness or because they have been outstanding for 3 years or more.

## PERFORMANCE AND IT AUDIT RECOMMENDATIONS

- Performance and IT audit reports contained 1,298 of the 2,224 recommendations (58 percent) made in Fiscal Years 2012 through 2016, and state agencies and other audited organizations agreed to implement 1,281 of them (99 percent).
- As of June 30, 2017, the agencies and organizations had not fully implemented 48 of the performance and IT audit recommendations (4 percent) that they had agreed to implement.
- Of the 48 outstanding performance and IT audit recommendations, 10 (21 percent) are considered high priority because they have been outstanding for 3 years or more.

## BACKGROUND

- The OSA tracks the implementation status of all recommendations contained in audit reports.
- The purpose of this initiative is to hold state agencies and other audited organizations accountable for the audit recommendations that they have agreed to implement and to provide better information to policy makers and the public.
- Implementation status for recommendations that result from financial audits is determined by the OSA through follow-up audits.
- Implementation status for recommendations that result from performance audits and IT audits is based on self-reported data from the respective state agencies and other audited organizations, and on follow-up audit work by OSA staff on select audits.



# ANNUAL REPORT

## STATUS OF OUTSTANDING AUDIT RECOMMENDATIONS

As part of an initiative to hold state agencies and other audited organizations accountable for implementing the audit recommendations that they have agreed to implement, and to provide better information to policy makers and the general public, the Office of the State Auditor (OSA) annually reports on the implementation status of recommendations from audit reports released by the Legislative Audit Committee over the past 5 fiscal years. Enclosed is a summary of the implementation status of all recommendations made by the OSA for Fiscal Years 2012 through 2016, that have not been fully implemented by state agencies and other audited organizations as of June 30, 2017.

This report provides the following information:

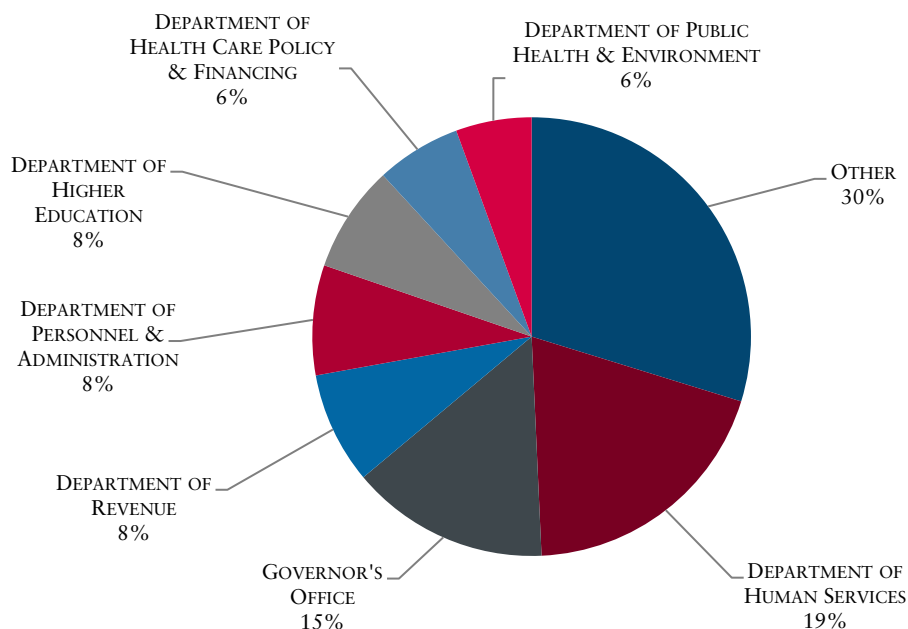
- **FINANCIAL AUDIT RECOMMENDATIONS.** This report includes information on the financial audit recommendations that appeared in at least one annual audit report covering Fiscal Years 2012 through 2016 (from July 2011 through June 2016), and that state agencies and other audited organizations agreed to implement but had not fully implemented as of June 30, 2017. The implementation status for recommendations that result from financial audits is determined by the OSA through follow-up audits conducted by either OSA staff or contract auditors.
- **PERFORMANCE AND INFORMATION TECHNOLOGY (IT) AUDIT RECOMMENDATIONS.** This report includes information on the performance and IT audit recommendations made during Fiscal Years 2012 through 2016 (from July 2011 through June 2016), as well as the cash funds related recommendations covering Fiscal Years 2012 through 2016, that state agencies and other audited organizations agreed to implement but had not fully implemented as of June 30, 2017. The implementation status for recommendations that result from performance audits and IT audits is based on self-reported data from the respective state agencies and audited organizations, and on follow-up audit work conducted by OSA staff on select audits.

## SUMMARY INFORMATION

From July 2011 through June 2016, the OSA made a total of 2,224 audit recommendations to state agencies and other audited organizations. The OSA tracks a recommendation with multiple subparts as multiple recommendations. For example, a recommendation with three subparts is tracked as three recommendations. Additionally, if a recommendation is made to two agencies, the recommendation is tracked as two separate recommendations. The following chart shows the percentage of total audit recommendations by state agency or other organization, over the 5-year period.



## OSA AUDIT RECOMMENDATIONS BY AGENCY/DEPARTMENT/ORGANIZATION JULY 2011 THROUGH JUNE 2016



SOURCE: Office of the State Auditor's audit recommendation database.

NOTE: "Other" includes the Departments of Agriculture, Corrections, Education, Labor and Employment, Law, Local Affairs, Military and Veterans Affairs, Natural Resources, Public Safety, Regulatory Agencies, State, Transportation, and Treasury, as well as Connect for Health Colorado, Great Outdoors Colorado, the Judicial Branch, the Independent Ethics Commission, Public Employees' Retirement Association (PERA), the Regional Transportation District, and the Statewide Internet Portal Authority. Each of these state agencies or organizations received less than 5 percent of the total audit recommendations made by the OSA during the 5-year period.

## OVERVIEW OF AUDIT RESPONSES

At the completion of each audit, the OSA asks state agencies and other audited organizations to provide a written response to each audit recommendation, which specifies whether they agree, partially agree, or disagree to implement the recommendation and describes how and when they intend to implement the recommendation. If an audited agency or organization disagrees or partially agrees with an audit recommendation, it must provide an explanation of its disagreement. Agency and organizational responses are included in the audit report.

This report includes the implementation status of all audit recommendations that agencies and organizations have agreed or

partially agreed to implement, which was 99 percent of all recommendations made during the 5-year period, July 2011 through June 2016.

## SUMMARY OF OUTSTANDING AUDIT RECOMMENDATIONS

Overall, as of June 30, 2017, state agencies and other audited organizations had implemented approximately 96 percent of the recommendations with which they originally agreed or partially agreed. The table on the following page compares the number of outstanding audit recommendations for each state agency and other audited organization as of June 30, 2017, and June 30, 2016, as reported in our 2016 *Annual Report: Status of Outstanding Recommendations* (2016 *Annual Report*).



**TOTAL NUMBER OF OUTSTANDING AUDIT RECOMMENDATIONS THAT  
AGENCIES/DEPARTMENTS/ORGANIZATIONS AGREED TO IMPLEMENT  
AS OF JUNE 30, 2016, AND JUNE 30, 2017**

	2016			2017		
	FINANCIAL RECS	PERFORMANCE/ IT RECS	TOTAL	FINANCIAL RECS	PERFORMANCE/ IT RECS	TOTAL
<b>AGRICULTURE</b>	5	3	8	1	1	2
Colorado State Fair Authority	2		2	1		1
All Other Department of Agriculture	3	3	6	0	1	1
<b>CORRECTIONS</b>		13	13		0	0
<b>EDUCATION</b>			0			0
<b>GOVERNOR'S OFFICE</b>	17	11	28	16	12	28
Governor's Office of Information Technology	11	11	22	15	12	27 ▲
All Other Governor's Office	6		6	1		1
<b>HEALTH CARE POLICY AND FINANCING</b>	10	1	11	10	1	11
<b>HIGHER EDUCATION</b>	6	1	7	3	0	3
Adams State University	0		0	1		1 ▲
Auraria Higher Education Center			0			0
College Assist (Colorado Student Loan Pgm)	1		1	0		0
CollegeInvest			0			0
Colorado Community College System	1		1	0		0
Colorado Mesa University			0			0
Colorado School of Mines			0			0
Colorado State University System	2		2	2		2
Department of Higher Education			0			0
Fort Lewis College			0			0
History Colorado		1	1		0	0
Metropolitan State University of Denver	1		1	0		0
University of Colorado System	1		1	0		0
University of Northern Colorado			0			0
Western State Colorado University			0			0
<b>HUMAN SERVICES</b>	10		10	2		2
<b>JUDICIAL BRANCH</b>		5	5		3	3
<b>LABOR AND EMPLOYMENT</b>	2	2	4	2	2	4
<b>LAW</b>		1	1		2	2 ▲
<b>LOCAL AFFAIRS</b>			0			0
<b>MILITARY AND VETERANS AFFAIRS</b>			0			0
<b>NATURAL RESOURCES</b>	0	3	3	2	3	5 ▲
<b>PERSONNEL &amp; ADMINISTRATION</b>	12	6	18	8	2	10
<b>PUBLIC HEALTH AND ENVIRONMENT</b>		5	5		0	0
<b>PUBLIC SAFETY</b>	0		0	5		5 ▲
<b>REGULATORY AGENCIES</b>			0			0
<b>REVENUE</b>		1	1		7	7 ▲
<b>SECRETARY OF STATE</b>	2	0	2	0	4	4 ▲
<b>TRANSPORTATION</b>			0			0
<b>TREASURY</b>			0			0
CONNECT FOR HEALTH COLORADO		0	0		11	11 ▲
GREAT OUTDOORS COLORADO			0			0
INDEPENDENT ETHICS COMMISSION			0			0
PINNACOL ASSURANCE			0			0
PUBLIC EMPLOYEES' RETIREMENT ASSOCIATION			0			0
REGIONAL TRANSPORTATION DISTRICT			0			0
STATEWIDE INTERNET PORTAL AUTH.			0			0
<b>TOTAL</b>	<b>64</b>	<b>52</b>	<b>116</b>	<b>49</b>	<b>48</b>	<b>97</b>

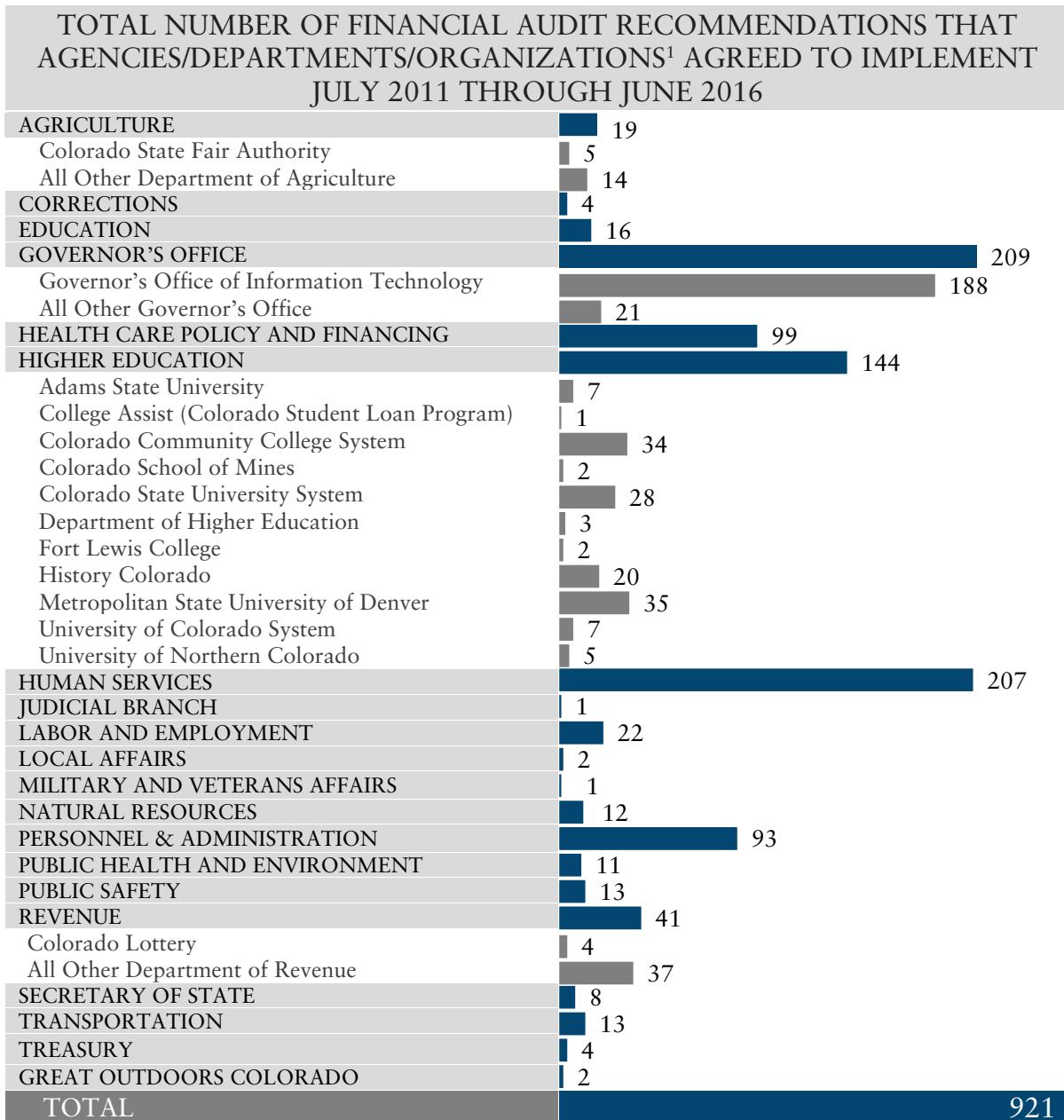
SOURCE: Office of the State Auditor's audit recommendation database.

NOTE: ▲ indicates that the number of outstanding audit recommendations increased in 2017 compared to 2016.

The following sections provide specific information on financial audit recommendations and performance and IT audit recommendations.

## FINANCIAL AUDIT RECOMMENDATIONS

Of the 2,224 recommendations made by the OSA from July 2011 through June 2016, there were 926 (42 percent) from financial audits, including the Statewide Single Audit Report and separate standalone audit reports. State agencies and other audited organizations agreed or partially agreed to implement 921 of these 926 financial audit recommendations (99 percent), which are summarized in the table on the following page.



SOURCE: Office of the State Auditor's audit recommendation database.

<sup>1</sup> Departments, institutions of higher education, and other audited organizations that are not listed in the table did not have any financial audit recommendations during the 5-year period.

Based on the OSA's annual follow-up audit process, 49 of the 921 financial audit recommendations that agencies and other audited organizations agreed or partially agreed to implement (5 percent) were still outstanding as of June 30, 2017. By comparison, in our 2016 *Annual Report* there were 64 outstanding financial audit recommendations (6 percent).

The OSA classifies all financial audit recommendations by the severity of the problem identified in the audit. Of the 49 outstanding financial audit recommendations as of June 30, 2017, there were 12 classified as a “material weakness” in the agencies’ internal controls, 27 were a “significant deficiency,” eight were a “deficiency in internal control,” and the remaining two were not classified or not an internal control issue. In financial audits, these terms are described as follows:

#### **MATERIAL WEAKNESS**

This is the most serious level of internal control weakness, such that there is a reasonable possibility of a material misstatement to the entity’s financial statements or of material noncompliance with a federal program that will not be prevented, or detected and corrected, in a timely manner.

#### **SIGNIFICANT DEFICIENCY**

This is less severe than a “material weakness,” but is still a high level internal control weakness and warrants attention by those charged with governance.

#### **DEFICIENCY IN INTERNAL CONTROL**

This is the least serious level of internal control weakness and exists when the design or operation of a control does not allow management or employees to prevent, or detect and correct, misstatements or federal program noncompliance, in a timely manner.

#### **NOT CLASSIFIED - NOT AN INTERNAL CONTROL ISSUE**

These are recommendations not classified in one of the above three categories because they relate to a deficiency that is not an internal control issue.

The table on the following page compares the total number of financial audit recommendations that were outstanding for each state agency and other audited organization, by severity level classification, as of June 30, 2016, and June 30, 2017, respectively.

**COMPARISON OF SEVERITY LEVELS OF  
OUTSTANDING FINANCIAL AUDIT RECOMMENDATIONS  
AS OF JUNE 30, 2016, AND JUNE 30, 2017**

	MATERIAL WEAKNESS		SIGNIFICANT DEFICIENCY		DEFICIENCY IN INTERNAL CONTROL		NOT CLASSIFIED		TOTAL	
	2016	2017	2016	2017	2016	2017	2016	2017	2016	2017
<b>AGRICULTURE</b>	4	0					1	1	5	1
Colorado State Fair Authority	1	0					1	1	2	1
All Other Department of Agriculture	3	0							3	0
<b>GOVERNOR'S OFFICE</b>	3	3	9	11	5	2			17	16
Governor's Office of Information Technology	0	3	6	11	5	1			11	15 ▲
All Other Governor's Office	3	0	3	0	0	1			6	1
<b>HEALTH CARE POLICY AND FINANCING</b>	1	2	8	3	1	5			10	10
<b>HIGHER EDUCATION</b>	2	2	3	0			1	1	6	3
Adams State University							0	1	0	1 ▲
College Assist							1	0	1	0
Colorado Community College System			1	0					1	0
Colorado State University System	2	2							2	2
Metropolitan State University of Denver			1	0					1	0
University of Colorado System			1	0					1	0
<b>HUMAN SERVICES</b>	2	1	6	0	2	1			10	2
<b>LABOR AND EMPLOYMENT</b>			2	2					2	2
<b>NATURAL RESOURCES</b>			0	2					0	2 ▲
<b>PERSONNEL &amp; ADMINISTRATION</b>	5	2	6	6			1	0	12	8
<b>PUBLIC SAFETY</b>	0	2	0	3					0	5 ▲
<b>SECRETARY OF STATE</b>			1	0	1	0			2	0
<b>TOTAL</b>	17	12	35	27	9	8	3	2	64	49

SOURCE: Office of the State Auditor's audit recommendation database.

NOTE: ▲ indicates that the number of outstanding audit recommendations increased in 2017 compared to 2016.

Of the 49 outstanding financial audit recommendations, 28 (57 percent) are considered high priority due to the seriousness of the problems identified and/or the length of time that they have been outstanding. This includes 12 material weaknesses, 15 significant deficiencies that have been outstanding for 3 years or more, and one that is not classified and has been outstanding for 5 years or more. Throughout this report, the outstanding recommendations that are considered high priority are highlighted in orange.

### HIGH PRIORITY OUTSTANDING FINANCIAL AUDIT RECOMMENDATIONS

The OSA considers a financial recommendation to be high priority if it is past its original implementation date and (1) a “material weakness,” (2) a “significant deficiency” that has been outstanding for 3 years or more, or (3) a “not classified” recommendation that has been outstanding for 5 years or more.

The following table summarizes the outstanding financial audit recommendations that are considered high priority, by state agency, as of June 30, 2017.

HIGH PRIORITY FINANCIAL AUDIT RECOMMENDATIONS OUTSTANDING AS OF JUNE 30, 2017			
	MATERIAL WEAKNESS	SIGNIFICANT DEFICIENCY <sup>1</sup>	NOT CLASSIFIED <sup>2</sup>
<b>AGRICULTURE</b>			
Colorado State Fair Authority	0	0	1
<b>GOVERNOR’S OFFICE</b>			
Governor’s Office of Information Technology	3	6	0
<b>HEALTH CARE POLICY AND FINANCING</b>	2	3	0
<b>HIGHER EDUCATION</b>			
Colorado State University System	2	0	0
<b>HUMAN SERVICES</b>	1	0	0
<b>LABOR AND EMPLOYMENT</b>	0	2	0
<b>PERSONNEL &amp; ADMINISTRATION</b>	2	4	0
<b>PUBLIC SAFETY</b>	2	0	0
<b>TOTAL</b>	<b>12</b>	<b>15</b>	<b>1</b>
SOURCE: Office of the State Auditor’s audit recommendation database.			
<sup>1</sup> Each significant deficiency recommendation in the table has been outstanding for 3 years or more.			
<sup>2</sup> The not classified recommendation in the table has been outstanding for 5 years or more.			

The following table compares the total number of outstanding financial audit recommendations that are considered high priority, by state agency, as of June 30, 2016, and June 30, 2017, respectively.

COMPARISON OF OUTSTANDING HIGH PRIORITY FINANCIAL AUDIT RECOMMENDATIONS AS OF JUNE 30, 2016, AND JUNE 30, 2017			
AGENCY/DEPARTMENT	TOTAL RECS JULY 2011 THROUGH JUNE 2016	OUTSTANDING HIGH PRIORITY RECS AS OF JUNE 30, 2016	OUTSTANDING HIGH PRIORITY RECS AS OF JUNE 30, 2017
AGRICULTURE	19	5	1
GOVERNOR'S OFFICE	209	6	9 ▲
HEALTH CARE POLICY AND FINANCING	99	8	5
HIGHER EDUCATION	144	2	2
HUMAN SERVICES	207	8	1
LABOR AND EMPLOYMENT	22	0	2 ▲
PERSONNEL & ADMINISTRATION	93	10	6
PUBLIC SAFETY	13	0	2 ▲
<b>TOTAL</b>	<b>806</b>	<b>39</b>	<b>28</b>
SOURCE: Office of the State Auditor's audit recommendation database.			
NOTE: ▲ indicates that the number of outstanding high priority audit recommendations increased in 2017 compared to 2016.			

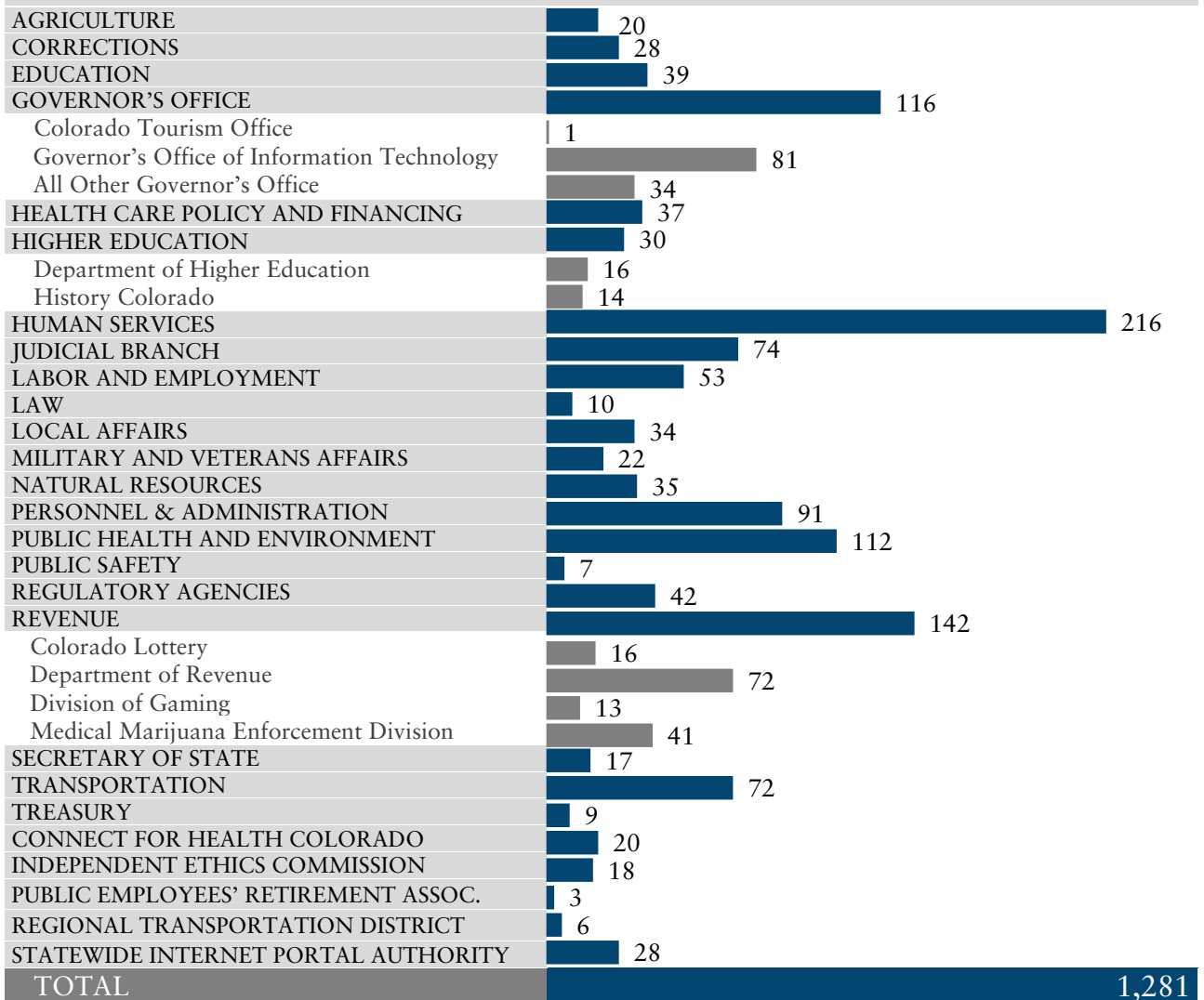
The appendices of this report provide additional information on the outstanding financial audit recommendations that are considered high priority.

## PERFORMANCE AND IT AUDIT RECOMMENDATIONS

Of the 2,224 recommendations made by the OSA from July 2011 through June 2016, there were 1,298 (58 percent) recommendations from performance or IT audits. State agencies and other audited organizations agreed or partially agreed to implement 1,281 of the 1,298 recommendations (99 percent), which are summarized in the table on the following page.



### TOTAL NUMBER OF PERFORMANCE AND IT AUDIT RECOMMENDATIONS THAT AGENCIES/DEPARTMENTS/ORGANIZATIONS<sup>1</sup> AGREED TO IMPLEMENT JULY 2011 THROUGH JUNE 2016



SOURCE: Office of the State Auditor's audit recommendation database.

<sup>1</sup> Departments, institutions of higher education, and other audited organizations that are not listed in the table did not have any performance or IT audit recommendations during the 5-year period.

Based on self-reported data from state agencies and other audited organizations and on follow-up audit work conducted by OSA staff on select audits, 48 of the 1,281 performance and IT audit recommendations that the agencies and organizations agreed or partially agreed to implement (4 percent) were outstanding as of June 30, 2017. By comparison, in our 2016 *Annual Report*, there were 52 outstanding performance and IT audit recommendations (3 percent).

Of the 48 outstanding performance and IT audit recommendations, 10 (21 percent) are considered high priority because they are from reports that were released 3 years ago or more. Throughout this report, the outstanding recommendations that are considered high priority are highlighted in orange.

### HIGH PRIORITY OUTSTANDING PERFORMANCE AND IT AUDIT RECOMMENDATIONS

The OSA considers a performance or IT recommendation high priority if it is from a report that was released 3 years ago or more.

The following table shows the outstanding performance and IT audit recommendations that are considered high priority, by state agency, as of June 30, 2016, and June 30, 2017, respectively.

COMPARISON OF OUTSTANDING HIGH PRIORITY PERFORMANCE AND IT AUDIT RECOMMENDATIONS AS OF JUNE 30, 2016, AND JUNE 30, 2017			
AGENCY/DEPARTMENT	TOTAL RECS JULY 2011 THROUGH JUNE 2016	OUTSTANDING HIGH PRIORITY RECS AS OF JUNE 30, 2016	OUTSTANDING HIGH PRIORITY RECS AS OF JUNE 30, 2017
AGRICULTURE	20	2	0
GOVERNOR'S OFFICE	116	1	0
JUDICIAL BRANCH	74	0	2 ▲
LABOR AND EMPLOYMENT	53	2	2
NATURAL RESOURCES	35	0	3 ▲
PERSONNEL & ADMINISTRATION	91	4	2
PUBLIC HEALTH AND ENVIRONMENT	112	1	0
REVENUE	142	1	1
<b>TOTAL</b>	<b>643</b>	<b>11</b>	<b>10</b>

SOURCE: Office of the State Auditor's audit recommendation database.

NOTE: ▲ indicates that the number of outstanding high priority audit recommendations increased in 2017 compared to 2016.

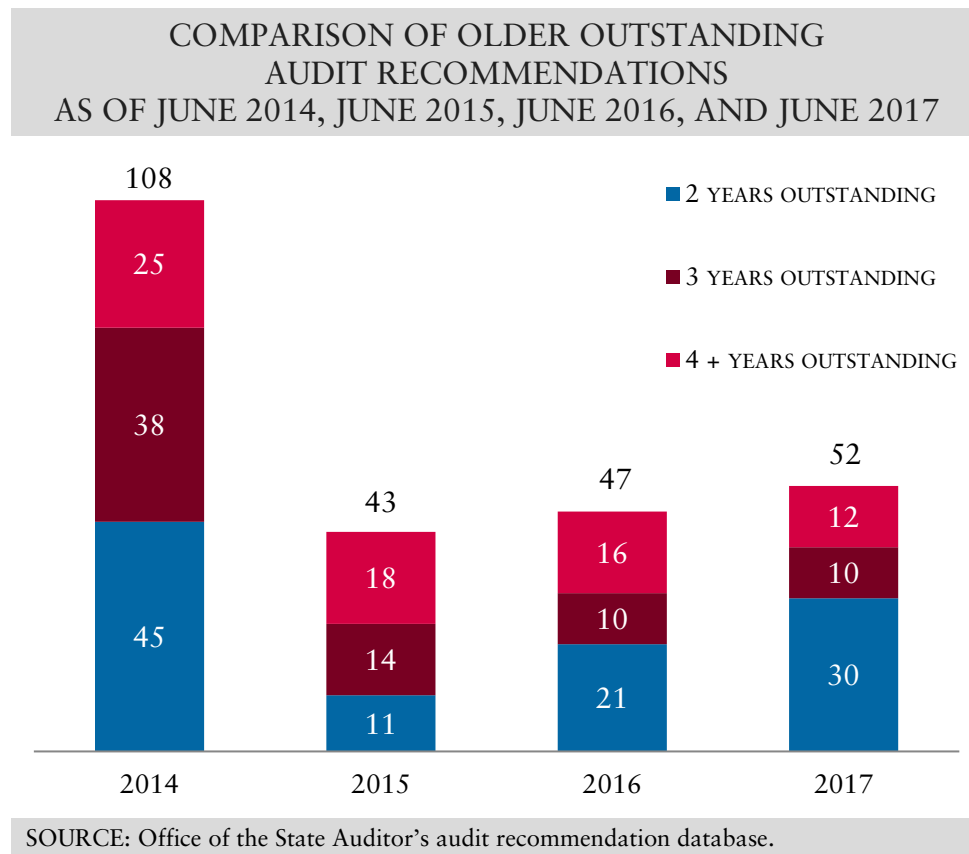
The appendices of this report provide additional information on the outstanding performance and IT audit recommendations that are considered high priority.

## OVERALL CONCLUSIONS

When considering the number of recommendations that the OSA made to state agencies and other audited organizations over the 5-year period, the summary information in this report shows that they generally agree

with our recommendations and usually implement them in a timely manner.

Further, the number of older audit recommendations that have been outstanding 2 years or more has decreased overall compared to our 2014 *Annual Report*. The chart below compares the older outstanding recommendations, as reported in our 2014, 2015, and 2016 *Annual Reports* and this 2017 report.



Although auditees have made progress in implementing outstanding recommendations over the past year, approximately 4 percent of recommendations covering the period July 2011 through June 2016 have not been fully implemented and remain outstanding.

## POSSIBLE NEXT STEPS FOR LEGISLATORS

This report provides the General Assembly with information on the recommendations that have not been fully implemented, and are considered high priority, so that policy makers have additional oversight information available to hold state agencies and other audited organizations accountable. For example, during Committee of Reference hearings with each audited agency/organization, legislators may want to inquire about the following:

- A Agency's/organization's specific plans for implementing the high priority outstanding recommendations.
- B The reasons implementation has been delayed for those recommendations where the agency/organization provided new implementation dates (i.e., the recommendations with months in the "Delay" column of tables).
- C The extent to which implementation is on track for the outstanding recommendations where the agency/organization provided new implementation dates.

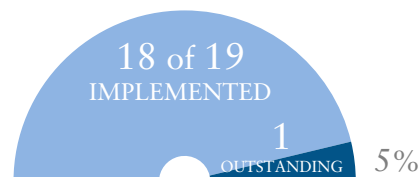


# DEPARTMENT OF AGRICULTURE



From July 1, 2011, through June 30, 2016, the Department of Agriculture (Department) agreed or partially agreed to implement 39 audit recommendations—19 were from financial audits and 20 were from performance and/or IT audits. As of June 30, 2017, a total of two of the 39 recommendations are still outstanding, and one of the outstanding recommendations is considered high priority.

## FINANCIAL RECOMMENDATIONS OUTSTANDING



As of June 30, 2017, the OSA's follow-up audit process determined that one of the 19 financial audit recommendations that the Department agreed to implement is still outstanding. In our 2016 *Annual Report: Status of Outstanding Audit Recommendations* (2016 *Annual Report*), the Department had five outstanding financial audit recommendations.

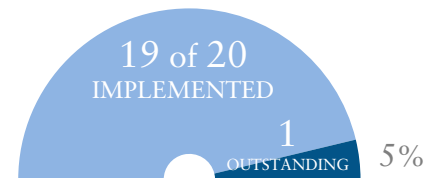
The following table summarizes the outstanding financial audit recommendation by the level of deficiency, topic area, and number of months since the Department's original implementation date. The outstanding financial recommendation is considered high priority and highlighted in orange.

DEPARTMENT OF AGRICULTURE  
FINANCIAL AUDIT RECOMMENDATION OUTSTANDING  
AS OF JUNE 30, 2017

AUDIT	REC. NO.	FIRST FY REC. MADE	CURRENT DEFICIENCY LEVEL	TOPIC AREA	IMPLEMENTATION STATUS	ORIGINAL IMPLEMENTATION DATE	CURRENT IMPLEMENTATION DATE	DELAY (MONTHS)
Statewide Single Audit, Fiscal Year Ended June 30, 2016	2016-001	2002	Not Classified- Not an Internal Control Issue	State Fair Operations	Partially Implemented	10/31/2003	6/30/2020	200

SOURCE: Office of the State Auditor's audit recommendation database.

PERFORMANCE AND/OR IT  
RECOMMENDATIONS  
OUTSTANDING



As of June 30, 2017, the Department reports that one of the 20 performance and/or IT audit recommendations that it agreed to implement is still outstanding. In our 2016 *Annual Report*, the Department had three outstanding performance and/or IT audit recommendations.

The following table provides information on the Department's outstanding performance recommendation, including the number of months since the Department's original implementation date.

DEPARTMENT OF AGRICULTURE  
PERFORMANCE AUDIT RECOMMENDATION OUTSTANDING  
AS OF JUNE 30, 2017

AUDIT	REC. NO.	TOPIC AREA	IMPLEMENTATION STATUS <sup>1</sup>	ORIGINAL IMPLEMENTATION DATE	CURRENT IMPLEMENTATION DATE	DELAY (MONTHS)
Cash Funds Uncommitted Reserves, Fiscal Year Ended June 30, 2015, Performance Audit	2A	Agricultural Products Inspection Fund	Partially Implemented	8/31/2016	8/31/2018	24

SOURCE: Office of the State Auditor's audit recommendation database.

<sup>1</sup> Implementation status is self-reported by the Department and not audited by the OSA.



# DEPARTMENT OF CORRECTIONS



From July 1, 2011, through June 30, 2016, the Department of Corrections (Department) agreed or partially agreed to implement 32 audit recommendations—four were from financial audits and 28 were from performance and/or information technology audits. Based on the OSA’s follow-up audit process and information reported by the Department, as of June 30, 2017, it has no outstanding audit recommendations.

In our 2016 *Annual Report: Status of Outstanding Recommendations*, the Department had 13 outstanding performance audit recommendations.



# DEPARTMENT OF EDUCATION

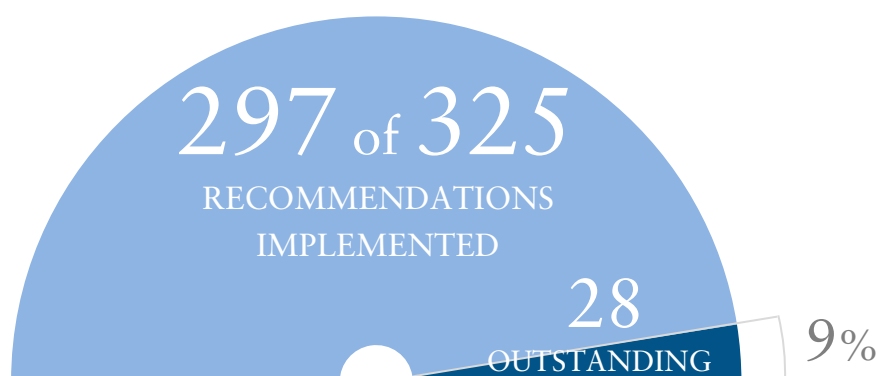


From July 1, 2011, through June 30, 2016, the Department of Education (Department) agreed or partially agreed to implement 55 audit recommendations—16 were from financial audits and 39 were from performance and/or information technology audits. Based on the OSA’s follow-up audit process and information reported by the Department, as of June 30, 2017, it has no outstanding audit recommendations.

In our 2016 *Annual Report: Status of Outstanding Audit Recommendations*, the Department also had no outstanding audit recommendations.



## GOVERNOR'S OFFICE



From July 1, 2011, through June 30, 2016, the Governor's Office, including the Governor's Office of Information Technology, agreed or partially agreed to implement 325 audit recommendations—209 were from financial audits and 116 were from performance and/or information technology (IT) audits. As of June 30, 2017, a total of 28 of the 325 recommendations are still outstanding, and nine of the outstanding recommendations are considered high priority.

#### FINANCIAL RECOMMENDATIONS OUTSTANDING



As of June 30, 2017, the OSA's follow-up audit process determined that 16 of the 209 financial audit recommendations that the Governor's Office agreed to implement are still outstanding. In our 2016 *Annual Report: Status of Outstanding Audit Recommendations* (2016 *Annual Report*), the Governor's Office had 17 outstanding financial audit recommendations.

The following table summarizes the outstanding financial recommendations by the level of deficiency, topic area, and number of months since the original implementation dates provided by the Governor's Office. Nine of the outstanding financial audit recommendations are considered high priority and highlighted in orange.

**GOVERNOR'S OFFICE  
FINANCIAL AUDIT RECOMMENDATIONS OUTSTANDING  
AS OF JUNE 30, 2017**

AUDIT	REC. NO.	FIRST FY REC. MADE	CURRENT DEFICIENCY LEVEL	TOPIC AREA	IMPLEMENTATION STATUS	ORIGINAL IMPLEMENTATION DATE	CURRENT IMPLEMENTATION DATE	DELAY (MONTHS)
Statewide Single Audit, Fiscal Year Ended June 30, 2016	2016-018A	2015	Material Weakness	Mainframe IT Controls	Not Implemented	1/31/2017	8/31/2017	7
	2016-018B	2015	Material Weakness	Mainframe IT Controls	Not Implemented	1/31/2017	8/31/2017	7
	2016-044C	2014	Material Weakness	GenTax IT Controls	Partially Implemented	12/31/2015	7/31/2017	19
	2016-016C	2013	Significant Deficiency	GenTax IT Controls	Partially Implemented	3/31/2014	12/31/2017	45
	2016-007C	2012	Significant Deficiency	Information Systems Operations	Partially Implemented	6/30/2013	10/31/2017	52
	2016-015A	2012	Significant Deficiency	IT Contract Management	Partially Implemented	12/31/2013	10/31/2017	46
	2016-015D	2012	Significant Deficiency	IT Contract Management	Partially Implemented	12/31/2013	10/31/2017	46
	2016-081C	2012	Significant Deficiency	CUBS & CATS IT Controls	Not Implemented	12/31/2016	12/31/2018	24
	2016-081D	2012	Significant Deficiency	CUBS & CATS IT Controls	Not Implemented	12/31/2016	12/31/2018	24
	2016-005B	2016	Deficiency in Internal Control	CORE IT Controls	Partially Implemented	12/31/2016	7/31/2017	7
	2016-007A	2015	Significant Deficiency	Information Systems Operations	Not Implemented	5/31/2016	10/31/2017	17
	2016-007B	2015	Significant Deficiency	Information Systems Operations	Not Implemented	5/31/2016	10/31/2017	17
	2016-010	2011	Deficiency in Internal Control	KRONOS IT Controls	Partially Implemented	10/31/2012	8/31/2017	58
	2016-017A	2015	Significant Deficiency	CORE IT Controls	Deferred Implementation <sup>1</sup>	7/31/2017	7/31/2017	0
	2016-017B	2015	Significant Deficiency	CORE IT Controls	Deferred Implementation <sup>1</sup>	7/31/2017	7/31/2017	0
	2016-020	2014	Significant Deficiency	CPPS IT Controls	Not Implemented	6/30/2015	8/31/2017	26

SOURCE: Office of the State Auditor's audit recommendation database.

<sup>1</sup> The implementation status of this recommendation is deferred and has not been determined by the OSA because the Governor's Office provided an original implementation date of July 2017, which exceeds the OSA's June 30, 2017, final evaluation date.

# PERFORMANCE AND/OR IT RECOMMENDATIONS OUTSTANDING



As of June 30, 2017, the Governor's Office reports that 12 of the 116 performance and/or IT audit recommendations that it agreed to implement are still outstanding. In our 2016 *Annual Report*, the Governor's Office had 11 outstanding IT audit recommendations.

The following table provides information on the 12 outstanding IT audit recommendations for the Governor's Office, including the number of months since the original implementation dates provided by the Governor's Office.

## GOVERNOR'S OFFICE IT AUDIT RECOMMENDATIONS OUTSTANDING AS OF JUNE 30, 2017

AUDIT	REC. NO.	TOPIC AREA	IMPLEMENTATION STATUS <sup>1</sup>	ORIGINAL IMPLEMENTATION DATE	CURRENT IMPLEMENTATION DATE	DELAY (MONTHS)
IT Vulnerability Assessment, Governor's Office of Information Technology and Judicial Branch, Performance Evaluation, November 2014 PUBLIC REPORT	1A	Information System Security	Partially Implemented	12/31/2015	6/30/2018	30
	1B	Information System Security	Partially Implemented	12/31/2015	6/30/2018	30
	4B	Information System Security	Partially Implemented	9/30/2015	12/31/2017	27
	4C	Information System Security	Partially Implemented	7/31/2015	7/31/2018	36
Audit of the Information Security of the Colorado Operations Resource Engine (CORE) System, IT Performance Audit, April 2016 CONFIDENTIAL REPORT	5A	Information System Security	Partially Implemented	2/28/2017	9/30/2017	7
	5B	Information System Security	Partially Implemented	2/28/2017	9/30/2017	7
	5C	Information System Security	Partially Implemented	2/28/2017	9/30/2017	7
	9A	Information System Security	Partially Implemented	2/28/2017	12/31/2017	10
	9B	Information System Security	Partially Implemented	4/30/2017	12/31/2017	8
	9E	Information System Security	Partially Implemented	11/30/2016	9/30/2017	10
	9F	Information System Security	Partially Implemented	9/30/2016	10/31/2017	13
	10C	Information System Security	Partially Implemented	12/31/2016	12/31/2017	12

SOURCE: Office of the State Auditor's audit recommendation database.

<sup>1</sup> Implementation status is self-reported by the Governor's Office and not audited by the OSA.





# DEPARTMENT OF HEALTH CARE POLICY AND FINANCING



From July 1, 2011, through June 30, 2016, the Department of Health Care Policy and Financing (Department) agreed or partially agreed to implement 136 audit recommendations—99 were from financial audits and 37 were from performance and/or information technology (IT) audits. As of June 30, 2017, a total of 11 out of the 136 recommendations are still outstanding, and five of the outstanding recommendations are considered high priority.

## FINANCIAL RECOMMENDATIONS OUTSTANDING



As of June 30, 2017, the OSA's follow-up audit process determined that 10 of the 99 financial audit recommendations that the Department agreed to implement are still outstanding. In our 2016 *Annual Report: Status of Outstanding Audit Recommendations* (2016 *Annual Report*), the Department also had 10 outstanding financial audit recommendations.

The following table summarizes the outstanding financial recommendations by the level of deficiency, topic area, and number of

months since the Department's original implementation dates. Five of the outstanding financial recommendations are considered high priority and highlighted in orange.

DEPARTMENT OF HEALTH CARE POLICY AND FINANCING FINANCIAL AUDIT RECOMMENDATIONS OUTSTANDING AS OF JUNE 30, 2017								
AUDIT	REC. NO.	FIRST FY REC. MADE	CURRENT DEFICIENCY LEVEL	TOPIC AREA	IMPLEMENTATION STATUS	ORIGINAL IMPLEMENTATION DATE	CURRENT IMPLEMENTATION DATE	DELAY (MONTHS)
Statewide Single Audit, Fiscal Year Ended June 30, 2016	2016-051B	2011	Material Weakness	Controls Over Provider Eligibility	Not Implemented	3/31/2016	7/31/2017	16
	2016-051C	2012	Material Weakness	Controls Over Provider Eligibility	Not Implemented	3/31/2016	7/31/2017	16
	2016-055	2012	Significant Deficiency	Personnel Costs for Federal Program	Not Implemented	6/30/2013	7/31/2018	61
	2016-056C	2013	Significant Deficiency	Monitoring of Health/Safety Surveys & Certifications	Not Implemented	10/31/2014	7/31/2017	33
	2016-058	2013	Significant Deficiency	Federal Reporting – CBHP & Medicaid	Not Implemented	6/30/2014	12/31/2017	42
	2016-059D	2015	Deficiency in Internal Control	Service Authorizations	Not Implemented	12/31/2015	8/31/2017	20
	2016-060A	2015	Deficiency in Internal Control	Service Authorizations	Partially Implemented	11/30/2016	12/31/2017	13
	2016-061A	2015	Deficiency in Internal Control	Controls Over Provider Eligibility	Partially Implemented	11/30/2016	1/31/2018	14
	2016-061B	2015	Deficiency in Internal Control	Controls Over Provider Eligibility	Partially Implemented	11/30/2016	11/30/2017	12
Statewide Single Audit, Fiscal Year Ended June 30, 2013	2013-26	2012	Deficiency in Internal Control	Grants Management	Partially Implemented	6/30/2013	12/31/2018	66

SOURCE: Office of the State Auditor's audit recommendation database.

# PERFORMANCE AND/OR IT RECOMMENDATIONS OUTSTANDING



As of June 30, 2017, the Department reports that one of the 37 performance and/or IT audit recommendations that it agreed to implement is still outstanding. In our 2016 *Annual Report*, the Department also had one outstanding performance audit recommendation.

The following table provides information on the Department's outstanding performance audit recommendation, including the number of months since the Department's original implementation date.

## DEPARTMENT OF HEALTH CARE POLICY AND FINANCING PERFORMANCE AUDIT RECOMMENDATION OUTSTANDING AS OF JUNE 30, 2017

AUDIT	REC. NO.	TOPIC AREA	IMPLEMENTATION STATUS <sup>1</sup>	ORIGINAL IMPLEMENTATION DATE	CURRENT IMPLEMENTATION DATE	DELAY (MONTHS)
Consumer Directed Attendant Support Services, Performance Audit, May 2015	4	Service Delivery & Outcomes	Partially Implemented	7/31/2016	6/30/2018	23

SOURCE: Office of the State Auditor's audit recommendation database.

<sup>1</sup> Implementation status is self-reported by the Department and not audited by the OSA.



# DEPARTMENT OF HIGHER EDUCATION



From July 1, 2011, through June 30, 2016, the Department of Higher Education (Department) agreed or partially agreed to implement 19 audit recommendations—three were from financial audits and 16 were from performance and/or information technology audits. Based on the OSA’s follow-up audit process and information reported by the Department, as of June 30, 2017, it has no outstanding audit recommendations.

In our 2016 *Annual Report: Status of Outstanding Audit Recommendations*, the Department also had no outstanding audit recommendations.





# ADAMS STATE UNIVERSITY



From July 1, 2011, through June 30, 2016, Adams State University (University) agreed to implement seven audit recommendations—all were from financial audits. As of June 30, 2017, the OSA’s follow-up audit process determined that one of the University’s financial audit recommendations is outstanding, and the outstanding recommendation is not considered high priority.

In our 2016 *Annual Report: Status of Outstanding Audit Recommendations*, the University had no outstanding audit recommendations.

The following table summarizes the outstanding financial audit recommendation by the level of deficiency, topic area, and number of months since the University’s original implementation date.

**ADAMS STATE UNIVERSITY  
FINANCIAL AUDIT RECOMMENDATION OUTSTANDING  
AS OF JUNE 30, 2017**

AUDIT	REC. NO.	FIRST FY REC. MADE	CURRENT DEFICIENCY LEVEL	TOPIC AREA	IMPLEMENTATION STATUS	ORIGINAL IMPLEMENTATION DATE	CURRENT IMPLEMENTATION DATE	DELAY (MONTHS)
Adams State University, Financial and Compliance Audit, Fiscal Years Ended June 30, 2016 and 2015	1	2015	Not Classified- Not an Internal Control Issue	University Operations	Partially Implemented	10/31/2016	9/30/2018	23

SOURCE: Office of the State Auditor's audit recommendation database.

# AURARIA HIGHER EDUCATION CENTER

From July 1, 2011, through June 30, 2016, the Auraria Higher Education Center received no audit recommendations.



# COLLEGE ASSIST (COLORADO STUDENT LOAN PROGRAM)



From July 1, 2011, through June 30, 2016, College Assist agreed to implement one financial audit recommendation. Based on the OSA's follow-up audit process, as of June 30, 2017, College Assist has no outstanding audit recommendations.

In our 2016 *Annual Report: Status of Outstanding Audit Recommendations*, College Assist had one outstanding financial audit recommendation.



# COLLEGEINVEST

From July 1, 2011, through June 30, 2016, CollegeInvest received no audit recommendations.





# COLORADO COMMUNITY COLLEGE SYSTEM



From July 1, 2011, through June 30, 2016, the Colorado Community College System (System) agreed or partially agreed to implement 34 audit recommendations—all were from financial audits. Based on the OSA's follow-up audit process, as of June 30, 2017, the System has no outstanding audit recommendations.

In our 2016 *Annual Report: Status of Outstanding Audit Recommendations*, the System had one outstanding financial audit recommendation.



# COLORADO MESA UNIVERSITY

From July 1, 2011, through June 30, 2016, Colorado Mesa University received no audit recommendations.



# COLORADO SCHOOL OF MINES

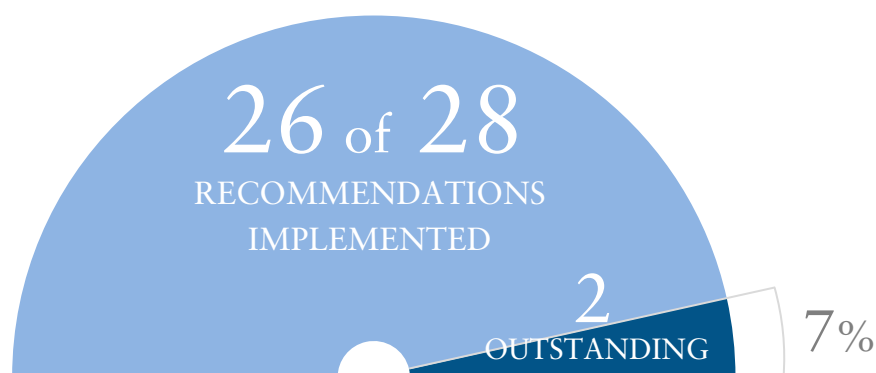


From July 1, 2011, through June 30, 2016, the Colorado School of Mines (School) agreed to implement two audit recommendations—both were from financial audits. Based on the OSA’s follow-up audit process, as of June 30, 2017, the School has no outstanding audit recommendations.

In our 2016 *Annual Report: Status of Outstanding Audit Recommendations*, the School also had no outstanding audit recommendations.



# COLORADO STATE UNIVERSITY SYSTEM



From July 1, 2011, through June 30, 2016, the Colorado State University System (System) agreed to implement 28 audit recommendations—all were from financial audits. As of June 30, 2017, the OSA's follow-up audit process determined that two of the System's financial audit recommendations are outstanding, and both of the outstanding recommendations are considered high priority.

In our 2016 *Annual Report: Status of Outstanding Audit Recommendations*, the System also had two outstanding audit recommendations.

The following table summarizes the outstanding financial audit recommendations by the level of deficiency, topic area, and number of months since the System's original implementation dates.

**COLORADO STATE UNIVERSITY SYSTEM  
FINANCIAL AUDIT RECOMMENDATIONS OUTSTANDING  
AS OF JUNE 30, 2017**

AUDIT	REC. NO.	FIRST FY REC. MADE	CURRENT DEFICIENCY LEVEL	TOPIC AREA	IMPLEMENTATION STATUS	ORIGINAL IMPLEMENTATION DATE	CURRENT IMPLEMENTATION DATE	DELAY (MONTHS)
Statewide Single Audit, Fiscal Year Ended June 30, 2016	2016- 065A	2014	Material Weakness	Student Financial Aid	Partially Implemented	5/31/2015	11/30/2017	30
	2016- 065B	2014	Material Weakness	Student Financial Aid	Partially Implemented	5/31/2015	11/30/2017	30

SOURCE: Office of the State Auditor's audit recommendation database.



## FORT LEWIS COLLEGE



From July 1, 2011, through June 30, 2016, Fort Lewis College (College) agreed to implement two audit recommendations—both were from financial audits. Based on the OSA’s follow-up audit process, as of June 30, 2017, the College has no outstanding audit recommendations.

In our 2016 *Annual Report: Status of Outstanding Audit Recommendations*, the College also had no outstanding audit recommendations.



# HISTORY COLORADO

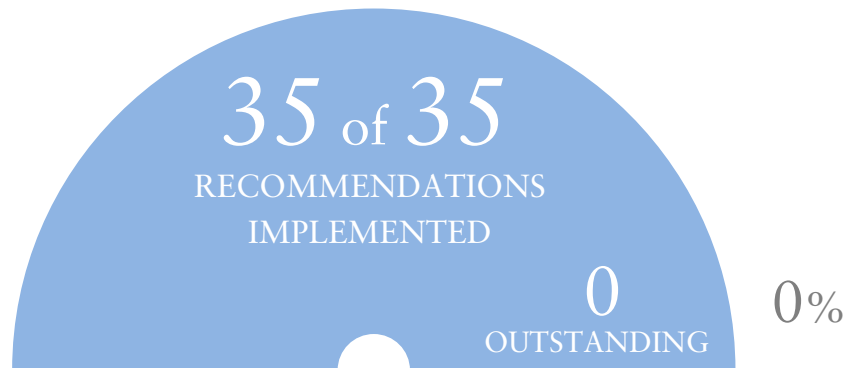


From July 1, 2011, through June 30, 2016, History Colorado agreed or partially agreed to implement 34 audit recommendations—20 were from financial audits and 14 were from performance and/or information technology audits. Based on the OSA’s follow-up audit process and information reported by History Colorado, as of June 30, 2017, it has no outstanding audit recommendations.

In our 2016 *Annual Report: Status of Outstanding Audit Recommendations*, History Colorado had one outstanding performance audit recommendation.



# METROPOLITAN STATE UNIVERSITY OF DENVER



From July 1, 2011, through June 30, 2016, Metropolitan State University of Denver (University) agreed or partially agreed to implement 35 audit recommendations—all were from financial audits. Based on the OSA's follow-up audit process, as of June 30, 2017, the University has no outstanding audit recommendations.

In our 2016 *Annual Report: Status of Outstanding Audit Recommendations*, the University had one outstanding financial audit recommendation.



# UNIVERSITY OF COLORADO SYSTEM



From July 1, 2011, through June 30, 2016, the University of Colorado System (System) agreed to implement seven audit recommendations—all were from financial audits. Based on the OSA's follow-up audit process, as of June 30, 2017, the System has no outstanding audit recommendations.

In our 2016 *Annual Report: Status of Outstanding Audit Recommendations*, the System had one outstanding financial audit recommendation.





# UNIVERSITY OF NORTHERN COLORADO



From July 1, 2011, through June 30, 2016, the University of Northern Colorado (University) agreed to implement five audit recommendations—all were from financial audits. Based on the OSA's follow-up audit process, as of June 30, 2017, the University has no outstanding audit recommendations.

In our 2016 *Annual Report: Status of Outstanding Audit Recommendations*, the University also had no outstanding audit recommendations.

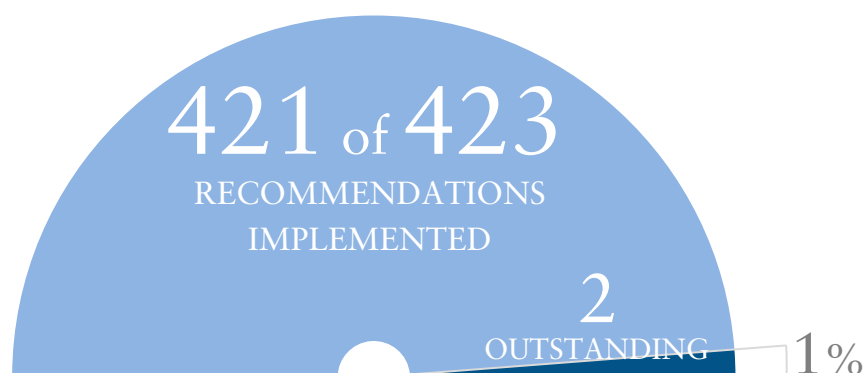


# WESTERN STATE COLORADO UNIVERSITY

From July 1, 2011, through June 30, 2016, Western State Colorado University received no audit recommendations.



# DEPARTMENT OF HUMAN SERVICES



From July 1, 2011, through June 30, 2016, the Department of Human Services (Department) agreed or partially agreed to implement 423 audit recommendations—207 were from financial audits and 216 were from performance and/or information technology (IT) audits. As of June 30, 2017, a total of two of the 423 recommendations are still outstanding, and one of the outstanding recommendations is considered high priority.

## FINANCIAL RECOMMENDATIONS OUTSTANDING




As of June 30, 2017, the OSA's follow-up audit process determined that two of the 207 financial audit recommendations that the Department agreed to implement are still outstanding. In our 2016 *Annual Report: Status of Outstanding Audit Recommendations* (2016 *Annual Report*), the Department had 10 outstanding financial audit recommendations.

The following table summarizes the outstanding financial audit recommendations by the level of deficiency, topic area, and number of months since the Department's original implementation dates. One of

the outstanding recommendations is considered high priority and highlighted in orange.

DEPARTMENT OF HUMAN SERVICES FINANCIAL AUDIT RECOMMENDATIONS OUTSTANDING AS OF JUNE 30, 2017								
AUDIT	REC. NO.	FIRST FY REC. MADE	CURRENT DEFICIENCY LEVEL	TOPIC AREA	IMPLEMENTATION STATUS	ORIGINAL IMPLEMENTATION DATE	CURRENT IMPLEMENTATION DATE	DELAY (MONTHS)
Statewide Single Audit, Fiscal Year Ended June 30, 2016	2016-075B	2013	Material Weakness	Child Care	Not Implemented	12/31/2014	12/31/2017	36
Statewide Single Audit, Fiscal Year Ended June 30, 2013	2013-7B	2013	Deficiency in Internal Control	Payroll Controls	Partially Implemented	12/31/2014	4/30/2019	52
SOURCE: Office of the State Auditor's audit recommendation database.								

### PERFORMANCE AND/OR IT RECOMMENDATIONS OUTSTANDING



As of June 30, 2017, the Department reports that it has no outstanding performance and/or IT audit recommendations. In our 2016 *Annual Report*, the Department also had no outstanding performance and/or IT audit recommendations.

# JUDICIAL BRANCH



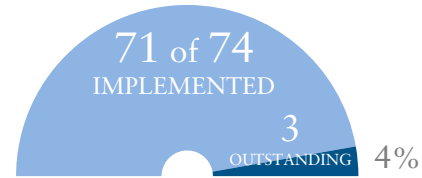
From July 1, 2011, through June 30, 2016, the Judicial Branch (Judicial) agreed or partially agreed to implement 75 audit recommendations—one recommendation was from a financial audit and 74 were from performance and/or information technology (IT) audits. As of June 30, 2017, a total of three of the 75 recommendations are still outstanding, and two of the outstanding recommendations are considered high priority.

## FINANCIAL RECOMMENDATIONS OUTSTANDING



As of June 30, 2017, the OSA's follow-up audit process determined that the financial audit recommendation that Judicial agreed to implement is no longer outstanding. In our 2016 *Annual Report: Status of Outstanding Audit Recommendations* (2016 *Annual Report*), Judicial also had no outstanding financial audit recommendations.

## PERFORMANCE AND/OR IT RECOMMENDATIONS OUTSTANDING



As of June 30, 2017, Judicial reports that three of the 74 performance and/or IT audit recommendations that it agreed to implement are still outstanding. In our 2016 *Annual Report*, Judicial had five outstanding performance audit recommendations.

The following table provides information on Judicial's outstanding performance and/or IT recommendations, including the number of months since Judicial's original implementation dates. Two of the outstanding performance audit recommendations are considered high priority and highlighted in orange.

JUDICIAL BRANCH PERFORMANCE AND IT AUDIT RECOMMENDATIONS OUTSTANDING AS OF JUNE 30, 2017						
AUDIT	REC. NO.	TOPIC AREA	IMPLEMENTATION STATUS <sup>1</sup>	ORIGINAL IMPLEMENTATION DATE	CURRENT IMPLEMENTATION DATE	DELAY (MONTHS)
Victim's Restitution Performance Audit, Judicial Branch and Department of Corrections, April 2014	5B	Statutory Compliance	Partially Implemented	7/31/2015	6/30/2018	35
	5D	Information System Operations	Partially Implemented	6/30/2018	6/30/2018	0
IT Vulnerability Assessment, Performance Evaluation, Governor's Office of Information Technology and Judicial Branch, November 2014	3B	Information System Operations	Partially Implemented	6/30/2016	12/31/2017	18

PUBLIC REPORT

SOURCE: Office of the State Auditor's audit recommendation database.

<sup>1</sup> Implementation status is self-reported by the Judicial Branch and not audited by the OSA.

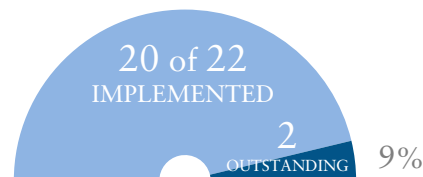


# DEPARTMENT OF LABOR AND EMPLOYMENT



From July 1, 2011, through June 30, 2016, the Department of Labor and Employment (Department) agreed or partially agreed to implement 75 audit recommendations—22 were from financial audits, and 53 were from performance and/or information technology (IT) audits. As of June 30, 2017, a total of four of the 75 recommendations are still outstanding, and all four outstanding are considered high priority.

## FINANCIAL RECOMMENDATIONS OUTSTANDING



As of June 30, 2017, the OSA's follow-up audit process determined that two of the 22 financial audit recommendations that the Department agreed to implement are still outstanding. In our 2016 *Annual Report: Status of Outstanding Audit Recommendations* (2016 *Annual Report*), the Department also had two outstanding financial audit recommendations.

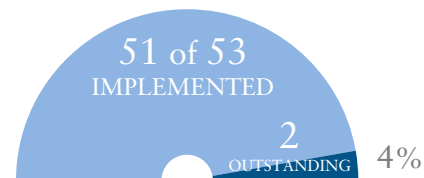
The following table summarizes the outstanding financial audit recommendations by the level of deficiency, topic area, and number of months since the Department's original implementation dates. Both of

the outstanding financial recommendations are considered high priority and highlighted in orange.

DEPARTMENT OF LABOR AND EMPLOYMENT FINANCIAL AUDIT RECOMMENDATIONS OUTSTANDING AS OF JUNE 30, 2017								
AUDIT	REC. NO.	FIRST FY REC. MADE	CURRENT DEFICIENCY LEVEL	TOPIC AREA	IMPLEMENTATION STATUS	ORIGINAL IMPLEMENTATION DATE	CURRENT IMPLEMENTATION DATE	DELAY (MONTHS)
Statewide Single Audit, Fiscal Year Ended June 30, 2016	2016-081C	2012	Significant Deficiency	CUBS & CATS IT Controls	Not Implemented	12/31/2016	12/31/2018	24
	2016-081D	2012	Significant Deficiency	CUBS & CATS IT Controls	Not Implemented	12/31/2016	12/31/2018	24

SOURCE: Office of the State Auditor's audit recommendation database.

### PERFORMANCE AND/OR IT RECOMMENDATIONS OUTSTANDING



As of June 30, 2017, the Department reports that two of the 53 performance and/or IT audit recommendations that it agreed to implement are still outstanding. In our 2016 *Annual Report*, the Department also had two outstanding performance audit recommendations.

The following table provides information on the outstanding performance audit recommendations, including the number of months since the Department's original implementation dates. Both of the outstanding performance audit recommendations are considered high priority and highlighted in orange.

DEPARTMENT OF LABOR AND EMPLOYMENT PERFORMANCE AUDIT RECOMMENDATIONS OUTSTANDING AS OF JUNE 30, 2017						
AUDIT	REC. NO.	TOPIC AREA	IMPLEMENTATION STATUS <sup>1</sup>	ORIGINAL IMPLEMENTATION DATE	CURRENT IMPLEMENTATION DATE	DELAY (MONTHS)
Unemployment Insurance Program, Performance Audit, October 2011	3D	Program Administration	Partially Implemented	12/31/2012	10/31/2017	58
	4A	Program Administration	Partially Implemented	9/30/2012	12/31/2017	63

SOURCE: Office of the State Auditor's audit recommendation database.

<sup>1</sup> Implementation status is self-reported by the Department and not audited by the OSA.

Category	Count	Percentage
Recommendations Implemented	8	80%
Outstanding	2	20%

In our 2016 *Annual Report: Status of Outstanding Audit Recommendations*, the Department had one outstanding performance audit recommendation.

The following table provides information on the Department's outstanding performance audit recommendations, including the number of months since the Department's original implementation dates.

DEPARTMENT OF LAW PERFORMANCE AUDIT RECOMMENDATIONS OUTSTANDING AS OF JUNE 30, 2017						
AUDIT	REC. NO.	TOPIC AREA	IMPLEMENTATION STATUS <sup>1</sup>	ORIGINAL IMPLEMENTATION DATE	CURRENT IMPLEMENTATION DATE	DELAY (MONTHS)
Cash Funds Uncommitted Reserves Fiscal Year Ended June 30, 2016, Performance Audit	3B	Consumer Credit Code Fund	Partially Implemented	6/30/2018	6/30/2018	0
Cash Funds Uncommitted Reserves Fiscal Year Ended June 30, 2015, Performance Audit	3	Insurance Fraud Fund	Partially Implemented	7/31/2015	6/30/2018	35

SOURCE: Office of the State Auditor's audit recommendation database.

<sup>1</sup> Implementation status is self-reported by the Department and not audited by the OSA.



# DEPARTMENT OF LOCAL AFFAIRS



From July 1, 2011, through June 30, 2016, the Department of Local Affairs (Department) agreed or partially agreed to implement 36 audit recommendations—two were from financial audits and 34 were from performance and/or information technology audits. Based on the OSA's follow-up audit process and information reported by the Department, as of June 30, 2017, it has no outstanding audit recommendations.

In our 2016 *Annual Report: Status of Outstanding Audit Recommendations*, the Department also had no outstanding audit recommendations.



# DEPARTMENT OF MILITARY AND VETERANS AFFAIRS



From July 1, 2011, through June 30, 2016, the Department of Military and Veterans Affairs (Department) agreed or partially agreed to implement 23 audit recommendations—one was from a financial audit and 22 were from performance and/or information technology audits. Based on the OSA's follow-up audit process and information reported by the Department, as of June 30, 2017, it has no outstanding audit recommendations.

In our 2016 *Annual Report: Status of Outstanding Audit Recommendations*, the Department also had no outstanding audit recommendations.





# DEPARTMENT OF NATURAL RESOURCES



From July 1, 2011, through June 30, 2016, the Department of Natural Resources (Department) agreed or partially agreed to implement 47 audit recommendations—12 were from financial audits and 35 were from performance and/or information technology (IT) audits. As of June 30, 2017, a total of five of the 47 recommendations are still outstanding, and three of the outstanding recommendations are considered high priority.

## FINANCIAL RECOMMENDATIONS OUTSTANDING



As of June 30, 2017, the OSA's follow-up audit process determined that two of the 12 financial audit recommendations that the Department agreed to implement are outstanding. In our 2016 *Annual Report: Status of Outstanding Audit Recommendations* (2016 *Annual Report*), the Department had no outstanding financial audit recommendations.

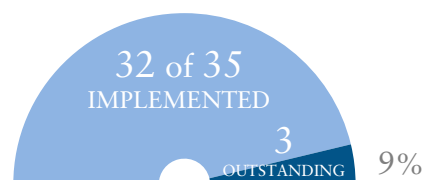
The following table summarizes the outstanding financial audit recommendations by the level of deficiency, topic area, and number of months since the Department's original implementation dates.

**DEPARTMENT OF NATURAL RESOURCES  
FINANCIAL AUDIT RECOMMENDATIONS OUTSTANDING  
AS OF JUNE 30, 2017**

AUDIT	REC. NO.	FIRST FY REC. MADE	CURRENT DEFICIENCY LEVEL	TOPIC AREA	IMPLEMENTATION STATUS	ORIGINAL IMPLEMENTATION DATE	CURRENT IMPLEMENTATION DATE	DELAY (MONTHS)
Statewide Single Audit, Fiscal Year Ended June 30, 2016	2016-026A	2016	Significant Deficiency	CORE IT Controls	Not Implemented	6/30/2017	6/30/2018	12
	2016-026B	2016	Significant Deficiency	CORE IT Controls	Not Implemented	6/30/2017	6/30/2018	12

SOURCE: Office of the State Auditor's audit recommendation database.

**PERFORMANCE AND/OR IT  
RECOMMENDATIONS  
OUTSTANDING**



As of June 30, 2017, the Department reports that three of the 35 performance and/or IT audit recommendations that it agreed to implement are still outstanding. In our 2016 *Annual Report*, the Department also had three outstanding performance audit recommendations.

The following table provides information on the Department's outstanding performance audit recommendations, including the number of months since the Department's original implementation dates. All of the outstanding performance audit recommendations are considered high priority and highlighted in orange.

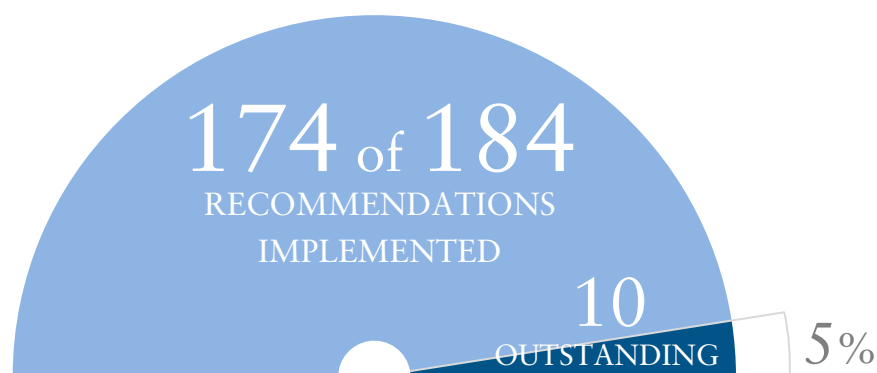
**DEPARTMENT OF NATURAL RESOURCES  
PERFORMANCE AUDIT RECOMMENDATIONS OUTSTANDING  
AS OF JUNE 30, 2017**

AUDIT	REC. NO.	TOPIC AREA	IMPLEMENTATION STATUS <sup>1</sup>	ORIGINAL IMPLEMENTATION DATE	CURRENT IMPLEMENTATION DATE	DELAY (MONTHS)
Performance Evaluation of the Dam Safety Program, Division of Water Resources, February 2014	1D	Program Administration	Partially Implemented	6/30/2015	6/30/2018	36
	2B	Program Administration	Partially Implemented	6/30/2015	6/30/2018	36
	5D	Program Administration	Partially Implemented	6/30/2014	6/30/2018	48

SOURCE: Office of the State Auditor's audit recommendation database.

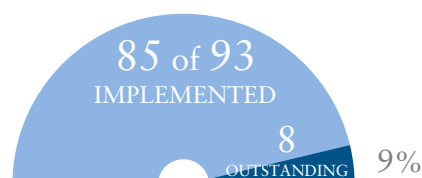
<sup>1</sup> Implementation status is self-reported by the Department and not audited by the OSA.

# DEPARTMENT OF PERSONNEL & ADMINISTRATION



From July 1, 2011, through June 30, 2016, the Department of Personnel & Administration (Department) agreed or partially agreed to implement 184 recommendations—93 were from financial audits and 91 were from performance and/or information technology (IT) audits. As of June 30, 2017, a total of 10 of the 184 recommendations are still outstanding, and eight of the outstanding recommendations are considered high priority.

## FINANCIAL RECOMMENDATIONS OUTSTANDING



As of June 30, 2017, the OSA's follow-up audit process determined that eight of the 93 financial audit recommendations that the Department agreed to implement are still outstanding. In our 2016 *Annual Report: Status of Outstanding Audit Recommendations* (2016 *Annual Report*), the Department had 12 outstanding financial audit recommendations.


The following table summarizes the outstanding financial audit recommendations by the level of deficiency, topic area, and number of months since the Department's original implementation dates. Six of the outstanding financial recommendations are considered high priority and highlighted in orange.

DEPARTMENT OF PERSONNEL & ADMINISTRATION FINANCIAL AUDIT RECOMMENDATIONS OUTSTANDING AS OF JUNE 30, 2017								
AUDIT	REC. NO.	FIRST FY REC. MADE	CURRENT DEFICIENCY LEVEL	TOPIC AREA	IMPLEMENTATION STATUS	ORIGINAL IMPLEMENTATION DATE	CURRENT IMPLEMENTATION DATE	DELAY (MONTHS)
Statewide Single Audit, Fiscal Year Ended June 30, 2016	2016-033B	2015	Material Weakness	Labor Allocation Controls	Deferred Implementation <sup>1</sup>	12/31/2017	12/31/2017	0
	2016-035	2014	Material Weakness	CPPS IT Controls	Not Implemented	12/31/2014	8/31/2017	32
	2016-037F	2012	Significant Deficiency	CPPS IT Controls	Partially Implemented	6/30/2014	8/31/2017	38
	2016-038A	2012	Significant Deficiency	CPPS IT Controls	Partially Implemented	12/31/2014	6/30/2019	54
	2016-038B	2012	Significant Deficiency	CPPS IT Controls	Not Implemented	12/31/2014	8/31/2017	32
	2016-038C	2012	Significant Deficiency	CPPS IT Controls	Not Implemented	12/31/2014	8/31/2017	32
	2016-036A	2014	Significant Deficiency	CORE IT Controls	Partially Implemented	7/31/2015	5/31/2018	34
	2016-029B	2015	Significant Deficiency	Labor Allocation Controls	Partially Implemented	11/30/2015	3/31/2018	28

SOURCE: Office of the State Auditor's audit recommendation database.

<sup>1</sup> The implementation status of this recommendation is deferred and has not been determined by the OSA because the Department provided an original implementation date of December 2017, which exceeds the OSA's June 30, 2017, final evaluation date.

## PERFORMANCE AND/OR IT RECOMMENDATIONS OUTSTANDING



As of June 30, 2017, the Department reports that two of the 91 performance and/or IT audit recommendations that it agreed to implement are still outstanding. In our 2016 *Annual Report*, the Department had six outstanding performance and/or IT audit recommendations.

The following table provides information on the Department's outstanding performance audit recommendations, including the number of months since the Department's original implementation dates. Both of the outstanding recommendations are considered high priority and highlighted in orange.

DEPARTMENT OF PERSONNEL & ADMINISTRATION  
PERFORMANCE AUDIT RECOMMENDATIONS OUTSTANDING  
AS OF JUNE 30, 2017

AUDIT	REC. NO.	TOPIC AREA	IMPLEMENTATION STATUS <sup>1</sup>	ORIGINAL IMPLEMENTATION DATE	CURRENT IMPLEMENTATION DATE	DELAY (MONTHS)
Evaluation of the Department's Annual Compensation Survey for Fiscal Year 2014, June 2013	9	Program Administration	Partially Implemented	8/31/2014	12/31/2017	40
Department of Revenue Tax Processing, Performance Audit, September 2011	2	Program Administration	Partially Implemented	7/31/2012	9/30/2017	62

SOURCE: Office of the State Auditor's audit recommendation database.

<sup>1</sup> Implementation status is self-reported by the Department and not audited by the OSA.



# DEPARTMENT OF PUBLIC HEALTH AND ENVIRONMENT



From July 1, 2011, through June 30, 2016, the Department of Public Health and Environment (Department) agreed or partially agreed to implement 123 audit recommendations—11 were from financial audits and 112 were from performance and/or information technology audits. Based on the OSA’s follow-up audit process and information reported by the Department, as of June 30, 2017, it has no outstanding recommendations.

In our 2016 *Annual Report: Status of Outstanding Audit Recommendations*, the Department had five outstanding performance audit recommendations.



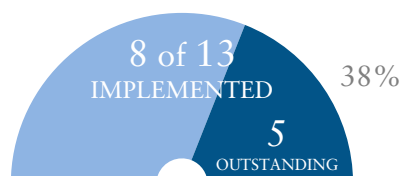


# DEPARTMENT OF PUBLIC SAFETY



From July 1, 2011, through June 30, 2016, the Department of Public Safety (Department) agreed or partially agreed to implement 20 audit recommendations—13 were from financial audits and seven were from performance and/or information technology (IT) audits. As of June 30, 2017, a total of five of the 20 recommendations are still outstanding, and two of the outstanding recommendations are considered high priority.

## FINANCIAL RECOMMENDATIONS OUTSTANDING



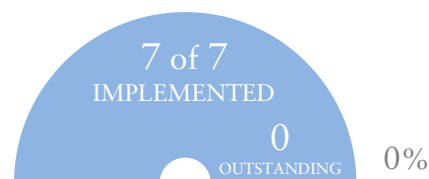
As of June 30, 2017, the OSA's follow-up audit process determined that five of the 13 financial audit recommendations that the Department agreed to implement are still outstanding. In our 2016 *Annual Report: Status of Outstanding Audit Recommendations* (2016 *Annual Report*), the Department had no outstanding financial audit recommendations.

The following table summarizes the outstanding financial audit recommendations by the level of deficiency, topic area, and number of months since the Department's original implementation dates. Two of

the outstanding recommendations are considered high priority and highlighted in orange.

DEPARTMENT OF PUBLIC SAFETY FINANCIAL AUDIT RECOMMENDATIONS OUTSTANDING AS OF JUNE 30, 2017								
AUDIT	REC. NO.	FIRST FY REC. MADE	CURRENT DEFICIENCY LEVEL	TOPIC AREA	IMPLEMENTATION STATUS	ORIGINAL IMPLEMENTATION DATE	CURRENT IMPLEMENTATION DATE	DELAY (MONTHS)
Statewide Single Audit, Fiscal Year Ended June 30, 2016	2016-039A	2016	Material Weakness	Financial Reporting Controls	Partially Implemented	6/30/2017	10/31/2017	4
	2016-039B	2016	Material Weakness	Financial Reporting Controls	Partially Implemented	6/30/2017	6/30/2018	12
	2016-042A	2015	Significant Deficiency	Financial Reporting Controls	Partially Implemented	6/30/2017	6/30/2018	12
	2016-042B	2015	Significant Deficiency	Financial Reporting Controls	Partially Implemented	6/30/2017	12/31/2017	6
	2016-042C	2015	Significant Deficiency	Financial Reporting Controls	Partially Implemented	6/30/2017	6/30/2018	12
SOURCE: Office of the State Auditor's audit recommendation database.								

### PERFORMANCE AND/OR IT RECOMMENDATIONS OUTSTANDING



As of June 30, 2017, the Department reports that it has no outstanding performance and/or IT audit recommendations. In our 2016 *Annual Report*, the Department also had no outstanding performance and/or IT audit recommendations.

# DEPARTMENT OF REGULATORY AGENCIES



From July 1, 2011, through June 30, 2016, the Department of Regulatory Agencies (Department) agreed or partially agreed to implement 42 audit recommendations—all were from performance audits. Based on information reported by the Department, as of June 30, 2017, it has no outstanding audit recommendations.

In our 2016 *Annual Report: Status of Outstanding Audit Recommendations*, the Department also had no outstanding audit recommendations.



# DEPARTMENT OF REVENUE




From July 1, 2011, through June 30, 2016, the Department of Revenue (Department) agreed or partially agreed to implement 183 audit recommendations—41 were from financial audits and 142 were from performance and/or information technology (IT) audits. As of June 30, 2017, a total of seven of the 183 recommendations are still outstanding, and one of the outstanding recommendations is considered high priority.

## FINANCIAL RECOMMENDATIONS OUTSTANDING



As of June 30, 2017, the OSA's follow-up audit process determined that none of the 41 financial audit recommendations that the Department agreed to implement are still outstanding. In our 2016 *Annual Report: Status of Outstanding Audit Recommendations* (2016 *Annual Report*), the Department also had no outstanding financial audit recommendations.

## PERFORMANCE AND/OR IT RECOMMENDATIONS OUTSTANDING



As of June 30, 2017, the Department reports that seven of the 142 performance and/or IT audit recommendations that it agreed to implement are still outstanding. In our 2016 *Annual Report*, the Department had one outstanding performance audit recommendation.

The following table provides information on the Department's outstanding performance audit recommendations, including the number of months since the Department's original implementation dates. One recommendation is high priority and highlighted in orange.

DEPARTMENT OF REVENUE PERFORMANCE AUDIT RECOMMENDATIONS OUTSTANDING AS OF JUNE 30, 2017						
AUDIT	REC. NO.	TOPIC AREA	IMPLEMENTATION STATUS <sup>1</sup>	ORIGINAL IMPLEMENTATION DATE	CURRENT IMPLEMENTATION DATE	DELAY (MONTHS)
Tax Processing, Performance Audit, September 2011	2	Program Administration	Partially Implemented	7/31/2012	9/30/2017	62
Local Sales Tax, Performance Audit, November 2015	1B	Accounts Receivable	Partially Implemented	7/31/2019	7/31/2017	-24 <sup>2</sup>
	1C	Accounts Receivable	Partially Implemented	7/31/2019	7/31/2017	-24 <sup>2</sup>
	2A	Accounts Receivable	Partially Implemented	7/31/2019	7/31/2017	-24 <sup>2</sup>
	2B	Accounts Receivable	Partially Implemented	7/31/2019	7/31/2017	-24 <sup>2</sup>
	4A	Program Oversight	Partially Implemented	12/31/2016	7/31/2017	7
	4B	Program Oversight	Partially Implemented	1/31/2017	7/31/2017	6

SOURCE: Office of the State Auditor's audit recommendation database.

<sup>1</sup> Implementation status is self-reported by the Department and not audited by the OSA.

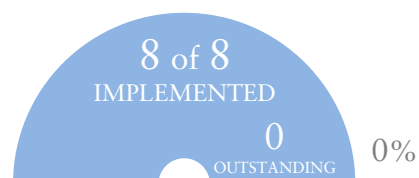
<sup>2</sup> The Delay (Months) is a negative number because the Department revised its current implementation date to a date earlier than its original implementation date. In the *Local Sales Tax* audit report, the Department reported that this recommendation would be implemented by July 2019, but the Department recently revised its implementation date to July 2017.

# DEPARTMENT OF STATE (SECRETARY OF STATE)



From July 1, 2011, through June 30, 2016, the Department of State (Department) agreed or partially agreed to implement 25 audit recommendations—eight were from financial audits and 17 were from performance and/or information technology (IT) audits. As of June 30, 2017, a total of four of the 25 recommendations are still outstanding, and none of the outstanding recommendations are considered high priority.

## FINANCIAL RECOMMENDATIONS OUTSTANDING



As of June 30, 2017, the OSA's follow-up audit process determined that none of the eight financial audit recommendations that the Department agreed to implement are still outstanding. In our 2016 *Annual Report: Status of Outstanding Audit Recommendations* (2016 *Annual Report*), the Department had two outstanding financial audit recommendations.

Category	Count	Percentage
Implemented	13 of 17	76%
Outstanding	4	24%

The following table provides information on the Department's outstanding performance audit recommendations, including the number of months since the Department's original implementation dates.

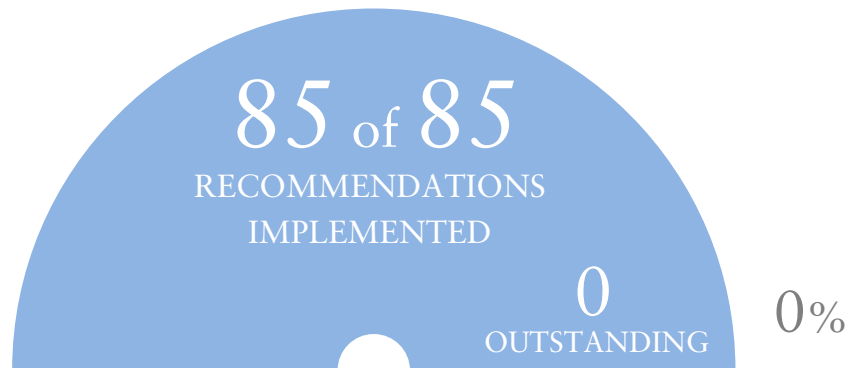
DEPARTMENT OF STATE (SECRETARY OF STATE) PERFORMANCE AUDIT RECOMMENDATIONS OUTSTANDING AS OF JUNE 30, 2017						
AUDIT	REC. NO.	TOPIC AREA	IMPLEMENTATION STATUS <sup>1</sup>	ORIGINAL IMPLEMENTATION DATE	CURRENT IMPLEMENTATION DATE	DELAY (MONTHS)
Department of State, Performance Audit, November 2015	4A	Information System Operations	Partially Implemented	4/30/2016	8/31/2017	16
	4B	Information System Operations	Partially Implemented	4/30/2016	8/31/2017	16
	4C	Information System Operations	Not Implemented	4/30/2016	11/30/2017	19
Cash Funds Uncommitted Reserves Fiscal Year Ended June 30, 2016, Performance Audit	7	Department of State Cash Fund	Partially Implemented	6/30/2018	6/30/2018	0

SOURCE: Office of the State Auditor's audit recommendation database.

<sup>1</sup> Implementation status is self-reported by the Department and not audited by the OSA.



# DEPARTMENT OF TRANSPORTATION



From July 1, 2011, through June 30, 2016, the Department of Transportation (Department) agreed or partially agreed to implement 85 audit recommendations—13 were from financial audits and 72 were from performance and/or information technology audits. Based on the OSA’s follow-up audit process and information reported by the Department, as of June 30, 2017, it has no outstanding audit recommendations.

In our 2016 *Annual Report: Status of Outstanding Audit Recommendations*, the Department also had no outstanding recommendations.



# DEPARTMENT OF TREASURY



From July 1, 2011, through June 30, 2016, the Department of Treasury (Department) agreed or partially agreed to implement 13 audit recommendations—four were from financial audits and nine were from performance and/or information technology audits. Based on the OSA’s follow-up audit process and information reported by the Department, as of June 30, 2017, it has no outstanding audit recommendations.

In our 2016 *Annual Report: Status of Outstanding Audit Recommendations*, the Department also had no outstanding audit recommendations.



# CONNECT FOR HEALTH COLORADO



From July 1, 2011, through June 30, 2016, Connect for Health Colorado (Connect for Health) agreed to implement 20 audit recommendations—all were from performance audits. As of June 30, 2017, the OSA’s follow-up audit process determined that 11 of Connect for Health’s performance audit recommendations are still outstanding, and none of the outstanding recommendations are considered high priority.

In our 2016 *Annual Report: Status of Outstanding Audit Recommendations*, Connect for Health had no outstanding audit recommendations.

The following table provides information on Connect for Health’s outstanding performance audit recommendations, including the number of months since its original implementation dates.

CONNECT FOR HEALTH COLORADO  
PERFORMANCE AUDIT RECOMMENDATIONS OUTSTANDING  
AS OF JUNE 30, 2017

AUDIT	REC. NO.	TOPIC AREA	IMPLEMENTATION STATUS	ORIGINAL IMPLEMENTATION DATE	CURRENT IMPLEMENTATION DATE	DELAY (MONTHS)
Colorado Health Insurance Benefits Exchange, Limited Performance Audit, October 2014	1A	Cash & Asset Management	Partially Implemented	2/28/2015	7/31/2017	29
	1B	Program Oversight	Partially Implemented	3/31/2015	7/31/2017	28
	1D	Procurement	Partially Implemented	12/31/2014	7/31/2017	31
	1E	Board & Commission Governance	Partially Implemented	3/31/2015	8/31/2017	29
	1F	Procurement	Partially Implemented	6/30/2015	9/30/2017	27
	2B	Contract Monitoring	Partially Implemented	3/31/2015	9/30/2017	30
	2C	Contract Provisions	Partially Implemented	1/31/2015	9/30/2017	32
	2E	Contract Monitoring	Partially Implemented	6/30/2015	9/30/2017	27
	3A	Grant Management	Partially Implemented	3/31/2015	9/30/2017	30
	4C	Program Oversight	Partially Implemented	4/30/2015	8/31/2017	28
	4D	Program Oversight	Partially Implemented	6/30/2015	9/30/2017	27

SOURCE: Office of the State Auditor's audit recommendation database.

# GREAT OUTDOORS COLORADO



From July 1, 2011, through June 30, 2016, Great Outdoors Colorado (GOCO) agreed to implement two audit recommendations—both were from financial audits. Based on the OSA’s follow-up audit process, as of June 30, 2017, GOCO has no outstanding audit recommendations.

In our 2016 *Annual Report: Status of Outstanding Audit Recommendations*, GOCO also had no outstanding audit recommendations.





# INDEPENDENT ETHICS COMMISSION



From July 1, 2011, through June 30, 2016, the Independent Ethics Commission (Commission) agreed to implement 18 audit recommendations—all were from performance audits. Based on information reported by the Commission, as of June 30, 2017, it has no outstanding audit recommendations.

In our 2016 *Annual Report: Status of Outstanding Audit Recommendations*, the Commission also had no outstanding audit recommendations.



# PINNACOL ASSURANCE

From July 1, 2011, through June 30, 2016, Pinnacol Assurance received no audit recommendations.



# PUBLIC EMPLOYEES' RETIREMENT ASSOCIATION



From July 1, 2011, through June 30, 2016, the Public Employees' Retirement Association (PERA) agreed to implement three audit recommendations—all were from performance audits. Based on information reported by PERA, as of June 30, 2017, it has no outstanding audit recommendations.

In our 2016 *Annual Report: Status of Outstanding Audit Recommendations*, PERA also had no outstanding audit recommendations.



# REGIONAL TRANSPORTATION DISTRICT



From July 1, 2011, through June 30, 2016, the Regional Transportation District (RTD) agreed to implement six audit recommendations—all were from performance audits. Based on information reported by RTD, as of June 30, 2017, it has no outstanding audit recommendations.

In our 2016 *Annual Report: Status of Outstanding Audit Recommendations*, RTD also had no outstanding audit recommendations.





# STATEWIDE INTERNET PORTAL AUTHORITY



From July 1, 2011, through June 30, 2016, the Statewide Internet Portal Authority (SIPA) agreed or partially agreed to implement 28 audit recommendations—all were from performance and/or information technology audits. Based on information reported by SIPA, as of June 30, 2017, it has no outstanding audit recommendations.

In our 2016 *Annual Report: Status of Outstanding Audit Recommendations*, SIPA also had no outstanding audit recommendations.



# HOW TO LOCATE AN OSA REPORT

All audit reports issued by the Office of the State Auditor (OSA) since 1999 are available on the OSA's web site at [www.colorado.gov/auditor](http://www.colorado.gov/auditor) under either of the AUDITS links.

The screenshot shows the Colorado General Assembly website. At the top, the Colorado State Seal is on the left, followed by the text "Second Regular Session | 70th General Assembly" and "Colorado General Assembly". To the right are links for "Visit & Learn", "Find My Legislator", and "Watch & Listen". Below this is a search bar with a magnifying glass icon and the word "Search". A horizontal navigation menu contains links for "INTERIM SCHEDULE", "BILLS", "LAWS", "LEGISLATORS", "COMMITTEES", "INITIATIVES", "BUDGET", "AUDITS", "PUBLICATIONS", and "AGENCIES". The "AUDITS" link is circled in red, with a red arrow pointing to it from the top right. Below the navigation menu is a large banner image of the Colorado State Capitol dome. Overlaid on the banner is the text "Office of the State Auditor". At the bottom of the banner is a dark horizontal bar with links for "Audits", "Legislative Audit Committee", "Local Government", "Fraud Reporting Hotline", and "About". The "Audits" link is circled in red, with a red arrow pointing to it from the left. Below the banner, the page is divided into two main sections. The left section is titled "Message from the State Auditor" and features a circular portrait of Dianne E. Ray, CPA, MPA. The right section is titled "CONTACT INFORMATION" and lists the address: "State Services Building, 1525 Sherman St., 7th Floor, Denver, CO 80203, United States", with a "Get Directions" link below it.

Second Regular Session | 70th General Assembly  
Colorado General Assembly

Visit & Learn | Find My Legislator | Watch & Listen

Search

INTERIM SCHEDULE BILLS LAWS LEGISLATORS COMMITTEES INITIATIVES BUDGET **AUDITS** PUBLICATIONS AGENCIES

Office of the State Auditor

**Audits** Legislative Audit Committee Local Government Fraud Reporting Hotline About

**Message from the State Auditor**

Welcome to the Colorado Office of the State Auditor (OSA), where our mission is to improve government for the people of Colorado.

The OSA is a nonpartisan agency in Colorado's Legislative Branch. Our performance, financial, and IT audits provide the General Assembly, agencies, and the public with thorough, credible, and impartial assessments of the operation of state programs and the use of state and federal funds. Our audits provide solution-based recommendations that focus on reducing costs, increasing

**CONTACT INFORMATION**

ADDRESS  
State Services Building  
1525 Sherman St., 7th Floor  
Denver, CO 80203  
United States  
[Get Directions](#)

Audits can be accessed through the SEARCH box or via each Department or Entity that is listed.

The screenshot displays the Colorado General Assembly website. At the top, the header includes the Colorado state seal, the text "Second Regular Session | 70th General Assembly", and the "Colorado General Assembly" title. Navigation links for "Visit & Learn", "Find My Legislator", and "Watch & Listen" are present. A search bar with a "Search" button is located in the top right. Below the header, a menu bar lists various sections: INTERIM SCHEDULE, BILLS, LAWS, LEGISLATORS, COMMITTEES, INITIATIVES, BUDGET, AUDITS, PUBLICATIONS, and AGENCIES. The "AUDITS" section is highlighted. A large search bar with the placeholder text "Search by Title, Department, or Keyword" and an "Apply" button is prominently displayed. Below this, the "Audits" section is titled, with a subtitle "Section: Unassigned" and a button "Audits in Progress". A paragraph describes the Office of the State Auditor's authority. The "RECENTLY RELEASED AUDITS" section lists three items: "HUMAN SERVICES Division of Youth Corrections", "LOCAL AFFAIRS, OTHER Study of Volunteer Firefighter Pension Plans in Colorado", and "LOCAL AFFAIRS, OTHER Study of Volunteer Firefighter Pension Plans in Colorado". A "See All Audits" button is provided. The "AUDITS BY DEPARTMENT" section lists various entities, with "Adams State University" circled in red. Other entities listed include Agriculture, Arapahoe Community College, Auraria Higher Education Center, Collegelvest, Colorado Community College System, Colorado Mesa University, Colorado School of Mines, Colorado State University System, Corrections, Education, Fort Lewis College, Governor's Office, and Great Outdoors Colorado.

Section: Unassigned

**Audits**

The Office of the State Auditor has broad authority to conduct performance, financial, and information technology audits of all state departments and agencies, public colleges and universities, most special purpose authorities, any state entity designated as an enterprise, and other political subdivisions as required by law.

**RECENTLY RELEASED AUDITS**

- HUMAN SERVICES  
Division of Youth Corrections
- LOCAL AFFAIRS, OTHER  
Study of Volunteer Firefighter Pension Plans in Colorado
- LOCAL AFFAIRS, OTHER  
Study of Volunteer Firefighter Pension Plans in Colorado

[See All Audits](#)

**AUDITS BY DEPARTMENT**

- A**
  - [Adams State University](#)
  - [Auraria Higher Education Center](#)
- C**
  - [Collegelvest](#)
  - [Colorado School of Mines](#)
- E**
  - [Education](#)
- F**
  - [Fort Lewis College](#)
- G**
  - [Governor's Office](#)
- [Agriculture](#)
- [Arapahoe Community College](#)
- [Colorado Community College System](#)
- [Colorado Mesa University](#)
- [Colorado State University System](#)
- [Corrections](#)
- [Great Outdoors Colorado](#)

Hard copy reports are also available from the OSA at 1525 Sherman St., 7th Floor, Denver, Colorado 80203, and can be requested by calling 303.869.2800 or emailing [osa.ga@state.co.us](mailto:osa.ga@state.co.us).



