

BUDGET IN BRIEF



**COLORADO GENERAL
ASSEMBLY**

JOINT BUDGET COMMITTEE

FISCAL YEAR 1995-96

STATE OF COLORADO

REPRESENTATIVES

Tony Grampas, Chairman
Dave Owen
Gil Romero



STAFF DIRECTOR
Kenneth Conahan

SENATORS

Elsie Lacy, Vice-Chairman
Tom Blickensderfer
Jim Rizzuto

JOINT BUDGET COMMITTEE

200 E. 14th Avenue, 3rd Floor
LEGISLATIVE SERVICES BUILDING
Denver, Colorado 80203
(TDD 866-3472)
Telephone 303-866-2061

TO: Members of the General Assembly

We are pleased to present this Budget in Brief with financial facts and other information about the state's government agencies and their programs. In preparing the booklet, we tried to answer some of the frequently asked questions about state government.

We hope you find this Budget in Brief helpful. We would appreciate any feedback you can give us on the format, the information we included, and suggestions for future editions.

Sincerely,

A handwritten signature in cursive script that reads "Tony Grampas".

Tony Grampas
Chairman

TABLE OF CONTENTS

Glossary	1
Colorado State Operating Budget	2-3
General Fund Revenues	4
Cash Funds Revenues	5
State Employees	6
Spending Limits	7
Administration	8
Agriculture	9
Corrections	10
Education	11
Governor	12
Health Care Policy & Financing	13
Higher Education	14
Human Services	15-16
Judicial Branch	17
Labor & Employment	18
Law	19
Legislative Branch	20
Local Affairs	21
Military Affairs	22
Natural Resources	23
Personnel	24-25
Public Health & Environment	26
Public Safety	27
Regulatory Agencies	28
Revenue	29
State	30
Transportation	31
Treasury	32
Capital Construction	33
Legislative Liaisons	34

GLOSSARY

Capital Construction Fund: Fund into which General Fund and Lottery Fund transfers for capital construction purposes are deposited. This fund is used to build, renovate, and repair state buildings, to purchase major equipment, and to acquire land.

Cash Funds: Separate funds set up to receive earmarked revenues, such as fees and fines. These funds pay for the programs for which the revenues are collected. Examples are the Wildlife Cash Fund and the Disabled Telephone Users Fund.

Cash Funds Exempt: A category added in the FY 1993-94 Long Bill for cash funds appropriations that are exempt from the provisions of Article X, Section 20 of the state constitution (Amendment One). Examples of exempt appropriations are those paid for from donations and from reserves in a cash fund.

Federal Funds: Funds from the federal government. Some federal funds are grants for identified limited purposes. Other federal funds support ongoing state-federal programs and may require state matching. Examples of matching programs are Medicaid and highway construction. Federal funds are exempt from the provisions of Article X, Section 20 of the state constitution (Amendment One).

FTE: Full time equivalent (one position filled all year).

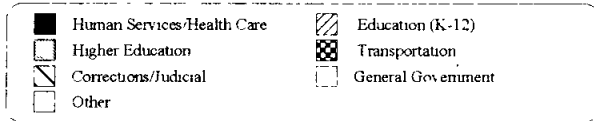
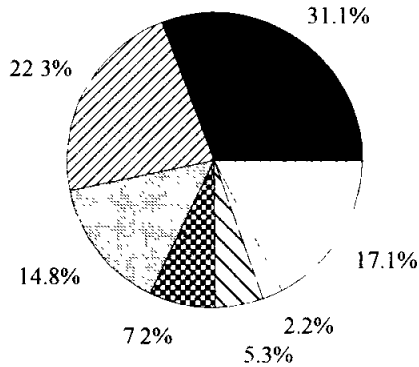
General Fund: Fund in which general tax revenues, such as state sales and income taxes, are deposited. The General Fund is used to pay, in whole or in part, for state programs which benefit the majority of state citizens. Examples are education and corrections.

Long Bill: Colorado's annual general appropriations act.

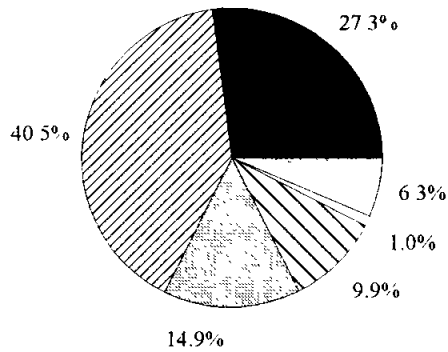
**STATE OPERATING BUDGET
FY 1995-96**

**Colorado State Operating Budget - FY 1995-96
(\$ in millions)**

All Funds = \$8.3 billion



General Fund = \$3.9 billion



<u>Funding Source</u>	<u>Total Appropriation</u>	<u>% of Total</u>
General Fund	\$3,909.2	47.1%
Cash Funds	904.1	10.9%
Cash Funds Exempt	1,607.5	19.4%
Federal Funds	<u>1,875.1</u>	<u>22.6%</u>
TOTAL	\$8,295.9	100.0%

<u>Program</u>	<u>Total Appropriation</u>	<u>% of Total</u>
Human Services/Health Care	\$2,580.6	31.1%
Education (K-12)	1,850.8	22.3%
Higher Education	1,224.6	14.8%
Transportation	601.5	7.2%
Corrections & Judicial	442.6	5.3%
General Government *	179.3	2.2%
Other	<u>1,416.5</u>	<u>17.1%</u>
TOTAL	\$8,295.9	100.0%

<u>Program</u>	<u>General Fund Appropriation</u>	<u>% of Total</u>
Education (K-12)	\$1,584.7	40.5%
Human Services/Health Care	1,068.6	27.3%
Higher Education	581.6	14.9%
Corrections & Judicial	389.1	10.0%
General Government *	38.2	1.0%
Other	<u>247.0</u>	<u>6.3%</u>
TOTAL	\$3,909.2	100.0%

* Includes the Department of Personnel, the General Assembly, and the Governor's Office.

Colorado General Fund Revenues - FY 1995-96
Estimate* (\$ in millions)

Colorado Cash Funds Revenues - FY 1995-96
Estimate* (\$ in millions)

<u>General Fund Sources</u>	<u>Amount</u>	<u>% of Total</u>
EXCISE TAXES:		
Sales	\$1,204.2	29.4%
Use	89.0	2.2%
Cigarette	58.7	1.4%
Tobacco Products	5.4	0.1%
Liquor	24.6	0.6%
Other Excise	<u>3.0</u>	<u>0.1%</u>
TOTAL EXCISE TAXES	\$1,384.9	33.8%
INCOME TAXES:		
Net Individual Income Tax	\$2,232.4	54.5%
Net Corporate Income Tax	<u>176.8</u>	<u>4.3%</u>
TOTAL INCOME TAXES	\$2,409.1	58.8%
OTHER SOURCES:		
Estate	\$25.9	0.6%
Insurance	117.5	2.9%
→ Pari-Mutuel	8.7	0.2%
Interest Income	23.2	0.6%
→ Court Receipts	18.4	0.5%
Gaming	16.1	0.4%
Medicaid (Intergovernmental Transfer and Vendor Assessment)	70.0	1.7%
Other	<u>21.1</u>	<u>0.5%</u>
TOTAL OTHER SOURCES	\$300.9	7.4%
GROSS GENERAL FUND	\$4,095.0	100.0%
Less Old Age Pension Expenditures	<u>(49.6)</u>	
GENERAL FUND AVAILABLE	<u>\$4,045.4</u>	

<u>Cash Funds Sources</u>	<u>Amount</u>	<u>% of Total</u>
Highway Users Tax Fund **	\$585.9	32.5%
Higher Education Tuition and other Cash Sources	517.6	28.8%
Unemployment Insurance Trust Fund	227.6	12.6%
Wildlife Cash Fund	57.9	3.2%
Colorado Gaming Fund	45.4	2.5%
Subsequent Injury Fund	25.0	1.4%
Major Medical Fund	10.6	0.6%
Local Government Severance Tax Fund	11.0	0.6%
Aviation Fund	10.9	0.6%
All Other	<u>309.2</u>	<u>17.2%</u>
TOTAL CASH REVENUES	<u>\$1,801.1</u>	<u>100.0%</u>

* Source: *Focus Colorado: Economic & Revenue Forecast, 1995-2000*, March, 1995, Colorado Legislative Council Staff Report. The March 1995 revenue estimate was used in preparation of the FY 1995-96 Long Bill.

* Source: FY 1995-96 Long Bill. Section 4 of the Long Bill shows detail for each cash fund.

** Includes the following funds: 400, 402, 404, 405, 406, 409

**Distribution of Colorado State Employees
As Appropriated by the General Assembly
FY 1995-96**

Colorado Spending Limits

Section 24-75-201.1, C.R.S.
Limit on General Fund Appropriation (6% Limit):

<u>Program</u>	<u>Number of FTE</u>	<u>% of Total</u>
Human Services*	7,490.4	27.0%
Corrections & Judicial	6,358.6	22.9%
Transportation	3,297.7	11.9%
Revenue	1,552.2	5.6%
Natural Resources	1,381.3	5.0%
Labor & Employment	1,156.8	4.2%
Military Affairs	1,119.0	4.0%
Public Health	1,083.0	3.9%
Public Safety	1,019.0	3.7%
Higher Education**	516.9	1.8%
Other	<u>2,779.1</u>	<u>10.0%</u>
TOTAL FTE	<u>27,754.0</u>	<u>100.0%</u>

FY 1994-95 Base:

General Fund Appropriation	\$3,626.5 million
Allowable Growth of 6%	<u> x 1.06</u>
Limit on FY 1995-96 Appropriation	\$3,844.1 million

FY 1995-96 Appropriation
Subject to Limit \$3,834.9 million

Over/(Under) Limit (9.2) million

Constitutional Spending Limit
("Amendment One") Article X, Section 20:

FY 1994-95 Base:

General Fund and Cash Funds	
Estimated Revenues	\$5,662.8 million
Allowable Growth of 7.0%*	<u> x 1.07</u>
Limit on FY 1995-96 Revenues	\$6,059.2 million

Estimated FY 1995-96
Revenues \$5,896.1 million

Over/(Under) Limit (163.1) million

*4.4% inflation plus 2.6% population growth.

FTE - Full Time Equivalent (one full-time position filled all year).

* Includes 3,059.5 County Social Services FTE.

**Includes only those FTE appropriated in the Long Bill.

DEPARTMENT OF ADMINISTRATION

Andre' Pettigrew, Executive Director

Phone: 866-3221

Citizen Information: 1-800-886-7682

FY 1995-96 Appropriation

As a result of H.B. 95-1362, the Department of Administration has been merged into the Department of Personnel. Please refer to the Department of Personnel for the combined information for these two departments.

DEPARTMENT OF AGRICULTURE

Thomas A. Kourlis, Commissioner

Phone: 239-4100

Citizen Information: 1-800-886-7683

FY 1995-96 Appropriation

Total Funds	\$16,327,274
General Fund	6,563,223
Cash Funds	8,169,120
Cash Funds Exempt	1,178,815
Federal Funds	416,116

Percent of State Operating Appropriation	0.2%
Percent of State General Fund	0.2%

FTE 254.2

Appropriations Breakdown

<u>Division</u>	<u>General Fund</u>	<u>Total Funds</u>
Agricultural Services	71.2%	53.8%
Agricultural Markets	0.0%	4.3%
Brand Board	0.0%	16.3%
Other	28.8%	25.6%
Total	100.0%	100.0%

Key Facts 1995-96

	<u>National Rank</u>
Potatoes	3
Sheep & Lambs	4
Spinach	2
Sugar Beets	9
Wheat	8
Onions	2

Cash Receipts from Farming & Ranching (in millions)

Livestock	\$2,555
Crops	\$1,290

DEPARTMENT OF CORRECTIONS
Aristedes W. Zavaras, Executive Director
 Phone: 719-579-9580
 Citizen Information: 1-800-886-7688

FY 1995-96 Appropriation

Total Funds	<u>\$269,032,403</u>
General Fund	237,733,456
Cash Funds	6,746,492
Cash Funds Exempt	23,994,516
Federal Funds	557,939

Percent of State Operating Appropriation	3.2%
Percent of State General Fund	6.1%

FTE 3,899.1

Appropriations Breakdown

<u>Division</u>	<u>General Fund</u>	<u>Total Funds</u>
Administration*	27.0%	24.9%
Correctional Industries	2.7%	10.2%
Medical/Mental Health	10.2%	9.2%
Correctional Facilities	56.6%	50.3%
Other	3.5%	5.4%
Total	100.0%	100.0%

* Includes funds to reimburse counties for holding state prisoners.

Key Facts 1995-96

Prison Facilities	20
Bed Capacity (State and Private)	8,586
Average Jail Backlog	750
Inmates in Community Corrections	1,012
Inmates on Parole	3,350

DEPARTMENT OF EDUCATION
William T. Randall, Commissioner of Education
 Phone: 866-6806
 Citizen Information: 1-800-886-7687

FY 1995-96 Appropriation

Total Funds	<u>\$1,850,826,056</u>
General Fund	1,584,696,093
Cash Funds	17,792,228
Cash Funds Exempt	57,584,010
Federal Funds	190,753,725

Percent of State Operating Appropriation	22.3%
Percent of State General Fund	40.5%

FTE 415.9

Appropriations Breakdown

<u>Division</u>	<u>General Fund</u>	<u>Total Funds</u>
Department and Library Administration	0.4%	0.5%
Distributions	0.4%	0.4%
Public School Finance	98.9%	90.3%
Appropriated Sponsored Programs	0.0%	8.4%
School for the Deaf and the Blind	0.3%	0.4%
Total	100.0%	100.0%

Key Facts 1995-96

Funded K-12 Pupil Count	622,964
Average K-12 Per-pupil Spending	\$4,466
State Share of K-12 Funding	54.6%
School for the Deaf and the Blind Enrollment	227

**GOVERNOR - LIEUTENANT GOVERNOR -
STATE PLANNING AND BUDGETING**

Roy Romer, Governor
Phone: 866-2471
Citizen Information: 1-800-283-7215

FY 1995-96 Appropriation

Total Funds	<u>\$33,660,888</u>
General Fund	2,836,991
Cash Funds	65,000
Cash Funds Exempt	6,311,878
Federal Funds	24,447,019

Percent of State Operating Appropriation 0.4%
Percent of State General Fund 0.1%

FTE 108.0

Appropriations Breakdown

<u>Division</u>	<u>Federal Funds</u>	<u>Total Funds</u>
Office of the Governor	100.0%	81.6%
Office of the Lieutenant Governor	0.0%	0.8%
Office of State Planning and Budgeting	0.0%	3.2%
Economic Development Programs	0.0%	14.4%
Total	<u>100.0%</u>	<u>100.0%</u>

**DEPARTMENT OF
HEALTH CARE POLICY AND FINANCING**

Alan Weil, Executive Director
Phone: 866-2993
Citizen Information: 1-800-536-5298

FY 1995-96 Appropriation

Total Funds	<u>\$1,473,185,318</u>
General Fund	701,193,353
Cash Funds	9,667,604
Cash Funds Exempt	805,293
Federal Funds	761,519,068

Percent of State Operating Appropriation 17.8%
Percent of State General Fund 17.9%

FTE 139.7

Appropriations Breakdown

<u>Division</u>	<u>General Fund</u>	<u>Total Funds</u>
Executive Director's Office	0.2%	0.2%
Medical Programs	99.8%	99.8%
Total	<u>100.0%</u>	<u>100.0%</u>

Key Facts 1995-96

Number of Medicaid Recipients	290,416
Average Annual Cost per Medicaid Recipient	\$3,555
Home Care Allowance	
Avg. Monthly Caseload	5,796
Avg. Monthly Payment	\$209.00
Adult Foster Care	
Avg. Monthly Caseload	537
Avg. Monthly Payment	\$185.01

**DEPARTMENT OF
HIGHER EDUCATION**

Dr. Dwayne C. Nuzum, Executive Director
Phone: 866-2723
Citizen Information: 866-2723

FY 1995-96 Appropriation

Total Funds	<u>\$1,224,634,518</u>
General Fund	581,565,580
Cash Funds	580,771,369
Cash Funds Exempt	35,246,202
Federal Funds	27,051,367

Percent of State Operating Appropriation	14.8%
Percent of State General Fund	14.9%

Appropriated FTE	516.9
------------------	-------

Appropriations Breakdown

<u>Division</u>	<u>General Fund</u>	<u>Total Funds</u>
Commission on Higher Education	1.5%	1.5%
Governing Boards	77.4%	83.1%
Occupational Education	5.1%	3.9%
Financial Aid	8.8%	4.4%
Other	7.2%	7.1%
Total	100.0%	100.0%

Key Facts 1995-96

Number of Student FTE	129,393
Total Tuition Revenue	\$456,283,952
Other than Tuition Revenue	\$50,477,884
General Fund Financial Aid	\$51,165,898
Historic Preservation from Gaming Revenue	\$10,566,724

**DEPARTMENT OF
HUMAN SERVICES**

Barbara McDonnell, Executive Director
Phone: 866-5700
Citizen Information: 1-800-536-5298

FY 1995-96 Appropriation

Total Funds	<u>\$1,107,400,561</u>
General Fund	367,398,470
Cash Funds	54,562,047
Cash Funds Exempt	386,459,894
Federal Funds	298,980,150

Percent of State Operating Appropriation	13.3%
Percent of State General Fund	9.4%

FTE	7,490.4
-----	---------

Appropriations Breakdown

<u>Division</u>	<u>General Fund</u>	<u>Total Funds</u>
Executive Director's Office	9.5%	5.3%
County Administration	14.6%	12.2%
Self-Sufficiency	14.6%	22.5%
Children, Youth, and Families	17.5%	16.2%
Division of Youth Services	14.5%	5.4%
Health and Rehabilitation Services	17.0%	27.4%
Direct Services	<u>12.3%</u>	<u>11.0%</u>
Total	100.0%	100.0%

Key Facts 1995-96

Aid to Families w/ Dependent Children (AFDC)	
Avg. Monthly Caseload (households)	40,096
Avg. Monthly Payment	\$271.33
Child Welfare Out-of-Home Placement	
Avg. Monthly Caseload	5,341
Avg. Monthly Payment	\$1,131.02

Child Care	
Avg. Monthly Caseload	19,971
Avg. Monthly Payment	\$163.97
Food Stamps	
Avg. Monthly Caseload (households)	105,046
Avg. Monthly Coupon Value	\$175.27
Child Support Enforcement Collections (millions)	\$107.8
Youth Services-Total Clients Served	
Detention	10,189
Institutions	739
Community Placements	1,973
Mental Health-Community Programs	
Total Clients Served	57,514
Avg. Cost per Client	\$1,547
Mental Health-Institutes	
Total Clients Served	6,650
Avg. Cost per Client	\$13,183
Developmental Disabilities-Regional Centers	
Avg. Client Population	502
Avg. Cost per Client	\$85,905
Developmental Disabilities-Community Residential Programs	
Number of Clients	2,812.2
Avg. Cost per Client	\$28,878
Developmental Disabilities-Family Support	
Number of Families	606.2
Avg. Cost per Family	\$4,727

JUDICIAL BRANCH
Anthony F. Volland, Chief Justice,
Colorado Supreme Court
Steve Berson, State Court Administrator
 Phone: 861-1111

FY 1995-96 Appropriation

Total Funds	<u>\$173,571,927</u>
General Fund	151,383,713
Cash Funds	18,381,568
Cash Funds Exempt	3,725,488
Federal Funds	81,158

Percent of State Operating Appropriation	2.1%
Percent of State General Fund	3.9%

FTE 2,459.5

Appropriations Breakdown

<u>Division</u>	<u>General Fund</u>	<u>Total Funds</u>
Supreme Court	1.3%	3.1%
Court of Appeals	2.8%	2.4%
Trial Courts	48.9%	50.5%
Probation	17.8%	18.0%
Public Defender	17.2%	15.1%
Other	12.0%	10.9%
Total	100.0%	100.0%

Key Facts 1995-96

Trial Courts Total Caseload	1,101,692
Adults on Probation	31,578
Juveniles on Probation	10,114
Public Defender Total Caseload (Felony Equivalents)	27,557

**DEPARTMENT OF LABOR AND
EMPLOYMENT**

John J. Donlon, Executive Director
Phone: 620-4701
Citizen Information: 620-4700

FY 1995-96 Appropriation

Total Funds	\$99,755,699
General Fund	625,981
Cash Funds	14,769,454
Cash Funds Exempt	31,810,270
Federal Funds	52,549,994

Percent of State Operating Appropriation	1.2%
Percent of State General Fund	0.0%

FTE	1,156.3
-----	---------

Appropriations Breakdown

<u>Division</u>	<u>Federal Funds</u>	<u>Total Funds</u>
Executive Director	26.4%	19.8%
Employment and Training	72.8%	40.9%
Labor	0.8%	3.6%
Workers' Compensation	0.0%	35.7%
Total	100.0%	100.0%

Key Facts 1995-96

Division of Employment and Training

Unemployment Claims per FTE	774
Job Placements per FTE	201.1

Division of Workers' Compensation

Injury Reports	45,300
Self-Insured Employers	150
Special Fund Claimants	3,121

**DEPARTMENT OF LAW
Gale Norton, Attorney General
Phone: 866-3052**

FY 1995-96 Appropriation

Total Funds	\$24,823,269
General Fund	7,318,697
Cash Funds	1,262,847
Cash Funds Exempt	15,654,717
Federal Funds	587,008

Percent of State Operating Appropriation	0.3%
Percent of State General Fund	0.2%

FTE	306.5
-----	-------

Appropriations Breakdown

<u>Division</u>	<u>General Fund</u>	<u>Total Funds</u>
Administration	11.9%	17.4%
General Enforcement and Appellate Sections	32.8%	11.9%
Legal Services to State Agencies	0.0%	42.5%
Special Purpose	55.3%	28.2%
Total	100.0%	100.0%

Key Facts 1995-96

Legal Service Hours	239,839
Legal Services Rate (per hour)	\$48.07
Medicaid Fraud GF Recoveries	\$200,000
CERCLA* Recoveries	\$786,520
Arkansas River Litigation Cost	\$302,084

*Comprehensive Environmental Response, Compensation and Liability Act.

LEGISLATIVE BRANCH

Joan Albi, Secretary of the Senate

Phone: 866-2316

Judith "J.R." Rodrigue, Chief Clerk, House of Representatives

Phone: 866-2345

J. David Barba, Acting State Auditor

Phone: 866-2051

Kenneth Conahan, Staff Director,

Joint Budget Committee

Phone: 866-2061

Charlie Brown, Director, Legislative Council

Phone: 866-3521

Doug Brown, Director,

Office of Legislative Legal Services

Phone: 866-2045

FY 1995-96 Appropriation

Total Funds	\$21,986,137
General Fund	21,886,137
Cash Funds	100,000

Percent of State Operating Appropriation	0.3%
Percent of State General Fund	0.6%

FTE 272.9

Appropriations Breakdown

<u>Division</u>	<u>General Fund</u>	<u>Total Funds</u>
General Assembly	40.8%	41.1%
State Auditor	22.9%	22.8%
Joint Budget Committee	3.4%	3.4%
Legislative Council	19.0%	18.9%
Legal Services	13.9%	13.8%
Total	100.0%	100.0%

Key Facts 1995-96

Bills Introduced	597
Bills Passed	297

DEPARTMENT OF LOCAL AFFAIRS

Larry Kallenberger, Executive Director

Phone: 866-2771

Citizen Information: 1-800-536-5349

FY 1995-96 Appropriation

Total Funds	\$134,074,172
General Fund	24,184,051
Cash Funds	15,505,030
Cash Funds Exempt	53,459,282
Federal Funds	40,925,809

Percent of State Operating Appropriation	1.6%
Percent of State General Fund	0.6%

FTE 244.8

Appropriations Breakdown

<u>Division</u>	<u>Cash Funds</u>	
	<u>Exempt</u>	<u>Total Funds</u>
Executive Director's Office	2.0%	7.3%
Property Taxation	0.0%	1.9%
Community Development	49.5%	35.2%
Economic Development	48.5%	55.6%
Total	100.0%	100.0%

Key Facts 1995-96

Board of Assessment Appeals	
Appeals Filed	4,000
Colorado Welcome Center Visitors	800,000
Economic Development Commission	
Jobs Retained/Created	425

**DEPARTMENT OF
MILITARY AFFAIRS**

William Westerdahl, Adjutant General
Phone: 397-3000
Citizen Information: 397-3023

FY 1995-96 Appropriation

Total Funds	<u>\$115,060,731</u>
General Fund	2,713,087
Cash Funds	33,471
Cash Funds Exempt	6,235
Federal Funds	112,307,938

Percent of State Operating Appropriation	0.1%
Percent of State General Fund	1.4%

FTE align="right">1,119.0

Appropriations Breakdown

<u>Division</u>	<u>Federal Funds</u>	<u>Total Funds</u>
National Guard	2.1%	4.4%
Federal Funded Programs	97.9%	95.5%
Civil Air Patrol	0.0%	0.1%
Total	100.0%	100.0%

Key Facts 1995-96

Active National Guard Members	4,604
Armory Buildings	196
Civil Air Patrol Emergency Missions	100

**DEPARTMENT OF
NATURAL RESOURCES**

Jim Lochhead, Executive Director
Phone: 866-4628
Citizen Information: 1-800-536-5308

FY 1995-96 Appropriation

Total Funds	<u>\$112,592,065</u>
General Funds	22,287,626
Cash Funds	64,965,415
Cash Funds Exempt	14,619,853
Federal Funds	10,719,171

Percent of State Operating Appropriation	1.4%
Percent of State General Fund	0.6%

FTE align="right">1,381.3

Appropriations Breakdown

<u>Division</u>	<u>General Fund</u>	<u>Total Funds</u>
Executive Director's Office	17.0%	13.8%
Parks and Outdoor Recreation	20.7%	15.4%
Water Resources	50.5%	10.9%
Wildlife	0.0%	48.4%
Other	11.8%	11.5%
Total	100.0%	100.0%

Key Facts 1995-96

Hunting & Fishing Licenses Issued	1,560,034
Elk Hunter Success Rate	21%
Active Coal Mines	43
Oil & Gas Drilling Inspections	8,148
Number of State Parks	41
Number of State Park Visitors	11,978,000

DEPARTMENT OF PERSONNEL
Andre Pettigrew, Executive Director
 Phone: 866-3221
 Citizen Information: 1-800-886-7682

FY 1995-96 Appropriation

Total Funds	<u>\$123,692,000</u>
General Fund	13,487,542
Cash Funds	3,013,535
Cash Funds Exempt	107,190,923

Percent of State Operating Appropriation	1.5%
Percent of State General Fund	0.3%

FTE 662.1

Appropriations Breakdown

<u>Division/Program</u>	<u>General Fund</u>	<u>Total Funds</u>
Executive Director	32.4%	7.9%
Employee Benefits Unit	0.0%	0.9%
Personnel Board	2.2%	0.3%
Systems Application and Support Services	34.1%	3.8%
Central Services	0.0%	23.3%
General Government		
Computer Center	0.0%	12.6%
Telecommunications	20.8%	7.8%
Risk Management	0.0%	33.0%
Other	10.5%	10.4%
Total	100.0%	100.0%

Key Facts 1995-96

Approximate Number of FTE Employees*	27,308
Average Wage/Salary (FY 1994-95)	\$32,388
Maximum Wage/Salary	\$78,420
Median State Medical Plan Contribution	\$166.88

Median Employee Medical Plan Contribution	\$125.50
State Vehicles	
Average Cost Per Mile	\$0.25
Average Claims Cost	
Liability Claims	\$1,832
Property Claims	\$4,035

*Data primarily for classified employees - does not include higher education faculty and administration.

**DEPARTMENT OF PUBLIC HEALTH
AND ENVIRONMENT**

Patti Schwadyer, Acting Executive Director
Phone: 692-2000
Citizen Information: 1-800-886-7689

FY 1995-96 Appropriation

Total Funds	\$198,876,009
General Fund	17,008,179
Cash Funds	18,272,231
Cash Funds Exempt	29,377,419
Federal Funds	134,218,180

Percent of State Operating Appropriation	2.4%
Percent of State General Fund	0.4%

FTE 1,083.0

Appropriations Breakdown

<u>Division</u>	<u>General Fund</u>	<u>Total Funds</u>
Administration & Support	8.6%	7.0%
Environmental Programs	53.7%	25.5%
Health Services Programs	37.7%	67.5%
Total	100.0%	100.0%

Key Facts 1995-96

County Health:	
Immunizations	245,820
County Nurse Visits	123,000
Patients Seen	70,000
Environmental Programs:	
Air - Stationary Source Inspections	4,700
Water - Drinking Water Samples Tested	60,000
Consumer - Health Inspections	2,200
Consumer - Milk Inspections	1,525
Health Programs:	
Patients Served: Family Planning Services	51,000
Patients Served: Well Child Services	15,300
Nursing Facilities Certified	500
EMS Technicians Certified	4,700

DEPARTMENT OF PUBLIC SAFETY

Patrick Ahlstrom, Executive Director
Phone: 239-4400
Citizen Information: 1-800-536-5339

FY 1995-96 Appropriation

Total Funds	\$103,280,325
General Fund	39,012,261
Cash Funds	2,602,151
Cash Funds Exempt	51,533,158
Federal Funds	10,132,755

Percent of State Operating Appropriation	1.2%
Percent of State General Fund	1.0%

FTE 1,019.0

Appropriations Breakdown

<u>Division</u>	<u>General Fund</u>	<u>Total Fund</u>
Colorado State Patrol	1.7%	45.5%
Division of Criminal Justice	68.5%	35.4%
Colorado Bureau of Investigation	19.9%	10.0%
Other	9.9%	9.1%
Total	100.0%	100.0%

Key Facts 1995-96

Injury and Fatal Highway Accidents	9,669
Average Daily Attendance	
Community Corrections	2,483
Colorado Bureau of Investigation	
Arrests	300

**DEPARTMENT OF
REGULATORY AGENCIES**

Joe Garcia, Executive Director
Phone: 894-7850
Citizen Information: 1-800-886-7675

FY 1995-96 Appropriation

Total Funds	\$49,158,160
General Fund	949,291
Cash Funds	41,925,229
Cash Funds Exempt	5,827,567
Federal Funds	456,073

Percent of State Operating Appropriation	0.6%
Percent of State General Fund	0.0%

FTE 520.1

Appropriations Breakdown

<u>Division</u>	<u>Cash Funds</u>	<u>Total Funds</u>
Department Administration	24.3%	29.0%
Public Utilities Commission/ Office of Consumer Counsel	25.7%	23.9%
Registrations	20.8%	18.5%
Insurance	11.9%	10.5%
Banking/Financial Services	8.0%	6.8%
Other	9.3%	11.3%
Total	100.0%	100.0%

Key Facts 1995-96

Public Utilities Commission -	
Rate Cases Filed	426
Registrations - Licensees	193,843
Insurance - Complaint Cases Closed	8,500
Banking - Exams Completed	364
Civil Rights - Cases Filed	1,361

DEPARTMENT OF REVENUE

Renny Fagan, Executive Director
Phone: 866-3091
Citizen Information: 1-800-536-5321

FY 1995-96 Appropriation

Total Funds	317,427,636
General Fund	63,076,422
Cash Funds	19,551,410
Cash Funds Exempt	233,693,276
Federal Funds	1,106,528

Percent of State Operating Appropriation	3.8%
Percent of State General Fund	1.6%

FTE 1,552.2

Appropriations Breakdown

<u>Division</u>	<u>General Fund</u>	<u>Total Funds</u>
Executive Director	10.7%	5.1%
Motor Vehicle Division	1.6%	4.4%
Ports of Entry Division	0.0%	1.8%
Special Purpose	46.0%	12.0%
Taxation and Compliance and Taxpayer Services Divisions	21.1%	4.6%
State Lottery Division	0.0%	60.9%
Other	20.6%	11.2%
Total	100.0%	100.0%

Key Facts 1995-96

Percent of Total Dollars Field Audited	8.0%
Gaming Tax Collections (millions)	\$46.4
Lottery Proceeds (millions)	\$56.8
Driver Licenses and ID's Issued	946,642

DEPARTMENT OF STATE
Vikki Buckley-Secretary of State
 Phone: 894-2200

FY 1995-96 Appropriation

Total Funds - Cash Funds	<u>\$7,796,526</u>
Percent of State Operating Appropriation	0.1%
Percent of State General Fund	0.0%
FTE	88.0

Appropriations Breakdown

<u>Division</u>	<u>Cash Funds</u>
Administration	54.1%
Special Purpose Programs	45.9%
Total	<u>100.0%</u>

Key Facts 1995-96

Corporate Filings	128,972
Uniform Commercial Code Filings	64,000
Elections-Candidate Filings	8,800

DEPARTMENT OF TRANSPORTATION
Guillermo "Bill" Vidal, Executive Director
 Phone: 757-9011
 Citizen Information: 1-800-999-4997

FY 1995-96 Appropriation

Total Funds	<u>\$601,472,185</u>
Cash Funds	18,093,734
Cash Funds Exempt	375,018,034
Federal Funds	208,360,417
Percent of State Operating Appropriation	7.2%
Percent of State General Fund	0.0%
FTE	3,297.7

Appropriations Breakdown

<u>Division</u>	<u>Cash Funds Exempt</u>	<u>Total Funds</u>
Administration	5.3%	3.3%
Construction, Maintenance and Operations	88.4%	88.2%
Other	6.3%	8.5%
Total	<u>100.0%</u>	<u>100.0%</u>

Key Facts 1995-96

State Highway System in Poor Condition	45%
Lane Miles	22,610
Aviation Sales Taxes Distributed to Airports	\$5,863,552

DEPARTMENT OF TREASURY

Bill Owens, State Treasurer

Phone: 866-2441

FY 1995-96 Appropriation

Total Funds	<u>\$237,277,867</u>
General Fund	63,257,867
Cash Funds	174,020,00

Percent of State Operating Appropriation 2.9%

Percent of State General Fund 1.6%

FTE 28.0

Appropriations Breakdown

<u>Division</u>	<u>General Fund</u>	<u>Total Funds</u>
Administration and Special Purpose Programs	4.3%	1.1%
Fire and Police Pension Association	95.7%	25.6%
Appropriated Counties and Municipalities	0.0%	73.3%
Total	100.0%	100.0%

Key Facts 1995-96

Treasury Investments - General Fund	
Interest	\$25 million
Elderly Property Tax Relief Payments	\$396,730

CAPITAL CONSTRUCTION

FY 1994-95 Appropriation

Total Funds	\$290,278,049
General Fund*	126,390,240
Lottery Funds*	38,424,808
Cash Funds	7,062,470
Cash Funds Exempt	66,949,697
Federal Funds	51,450,834

*General Fund & Lottery Funds are deposited into the Capital Construction Fund.

Percent of Total State Appropriation 3.7%

Percent of State General Fund 3.4%

Appropriations Breakdown

<u>Department</u>	<u>Capital Construction Fund</u>	<u>Total Funds</u>
Administration	24.1%	14.5%
Corrections	43.6%	24.7%
Higher Education	26.4%	23.5%
Natural Resources	0.0%	28.0%
Public Health	1.9%	5.4%
Other	4.0%	3.9%
Total	100.0%	100.0%

Key Facts 1994-95

1. Over 90% of the federal funds are used to fund Uranium Mill Tailings Remedial Action Program (UMTRAP) and Superfund programs.
2. Effective July 1, 1993, Lottery Funds can only be used to repay certificates of participation issued in past years by the state.
3. The state is prohibited from issuing debt without a vote of the people.

LEGISLATIVE LIAISONS
EXECUTIVE BRANCH AGENCIES

Agriculture	Bob McLavey	239-4100
Corrections	Brian Burnett	866-2068
Education	Jim Bailey	866-6867
Governor's Office	Joan Solem	866-2307
Health Care Policy & Finance	Dean Woodward	866-2708
Higher Education	Lee Maurer	866-2723
Human Services	Bill Hanna	866-5900
Labor & Employment	Rosemary Marshall	837-3804
Local Affairs	Lana Fey	866-2771
Military Affairs	Gary Bress	397-3007
Natural Resources	Ron Cattany	866-2115
Personnel	Sara Alt	866-4240
Public Health & Environment	Pat Teegarden	692-2012
Public Safety	Dar Martens	239-4570
Regulatory Agencies	Sue Ellen Quam	894-7855
Revenue	Valerie Horwitz	572-5899
Transportation	Glenn Vaad	757-9483

ELECTED OFFICIALS

Law	Steve Erkenbrach	866-3052
State	Karen Jackson	894-2200
Treasury	David Solin	866-2441

JUDICIAL BRANCH

Judicial	Kim Morss	861-1111
----------	-----------	----------