


Mapped VSPC Wait Times on Election Day, 2018

Things to know about this map:

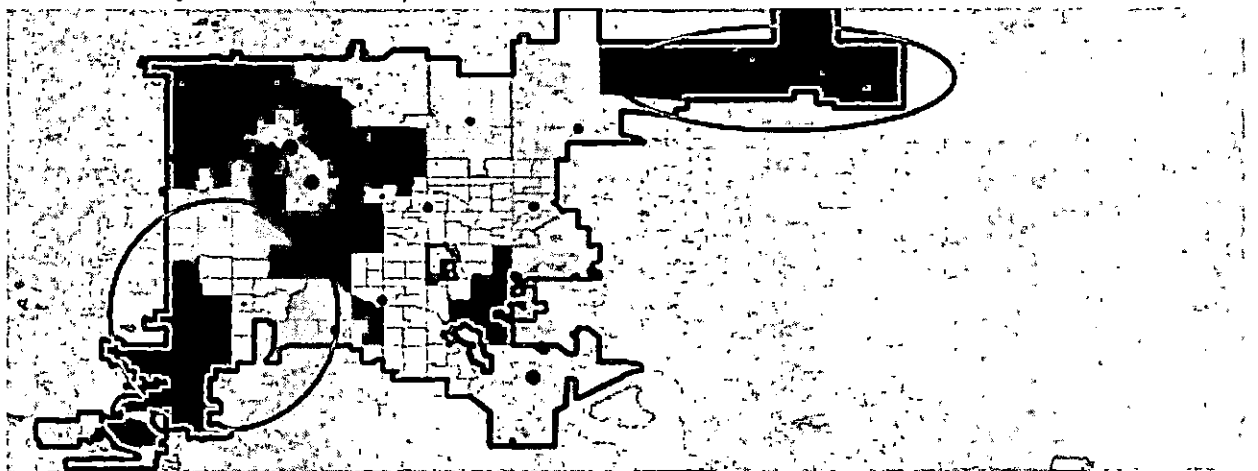
- The precincts are assigned a color by the maximum wait time on Election Day.
- These data were sources from the Secretary of State and collected by County Clerks on Election Day, 2018. There are some data missing, in which case the precincts do not have a color
- This map was designed by assigning each precinct to their closest VSPC open on Election Day, 2018.
- Color key to map:
 - Green precincts had a max wait time under 10 minutes
 - Yellow precincts had a max wait time between 10 minutes and 30 minutes
 - Red precincts had a max wait time between 30 minutes and 60 minutes
 - Purple precincts had a max wait time of more than 60 minutes

Arapahoe County:



- Arapahoe County had the 2nd highest number of VSPCs in the state open on Election Day but still saw long waits in communities of color (Aurora) and other areas of the county

Denver County:

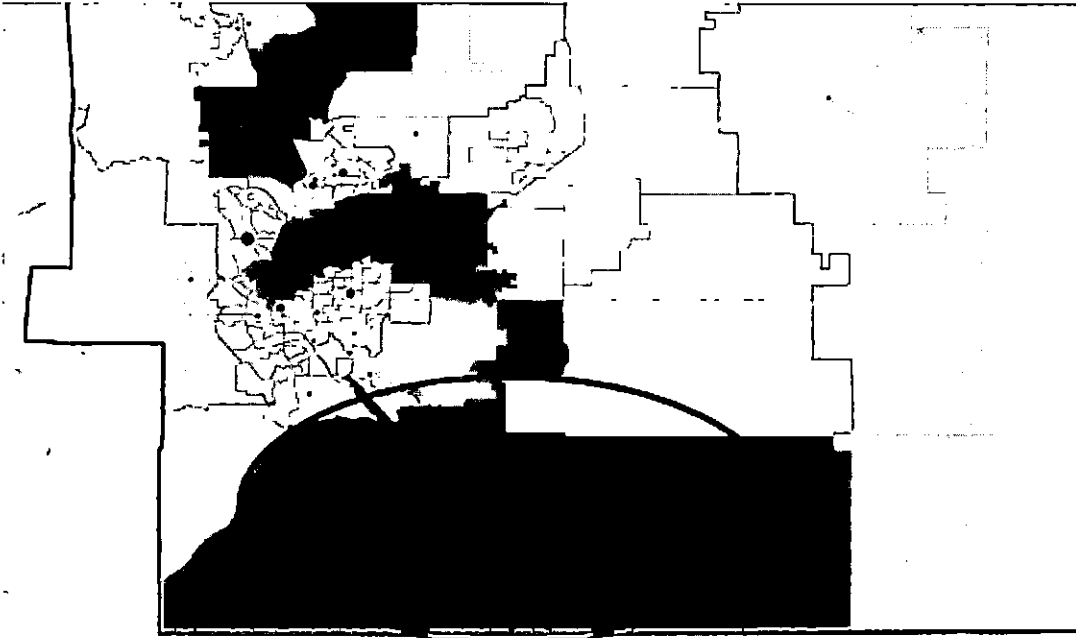


- Locations in Northeast Denver (Montbello & Green Valley Ranch) had wait times of over an hour. This is also the densest region in county for voters of color and lower voter turnout

Mapped VSPC Wait Times on Election Day, 2018

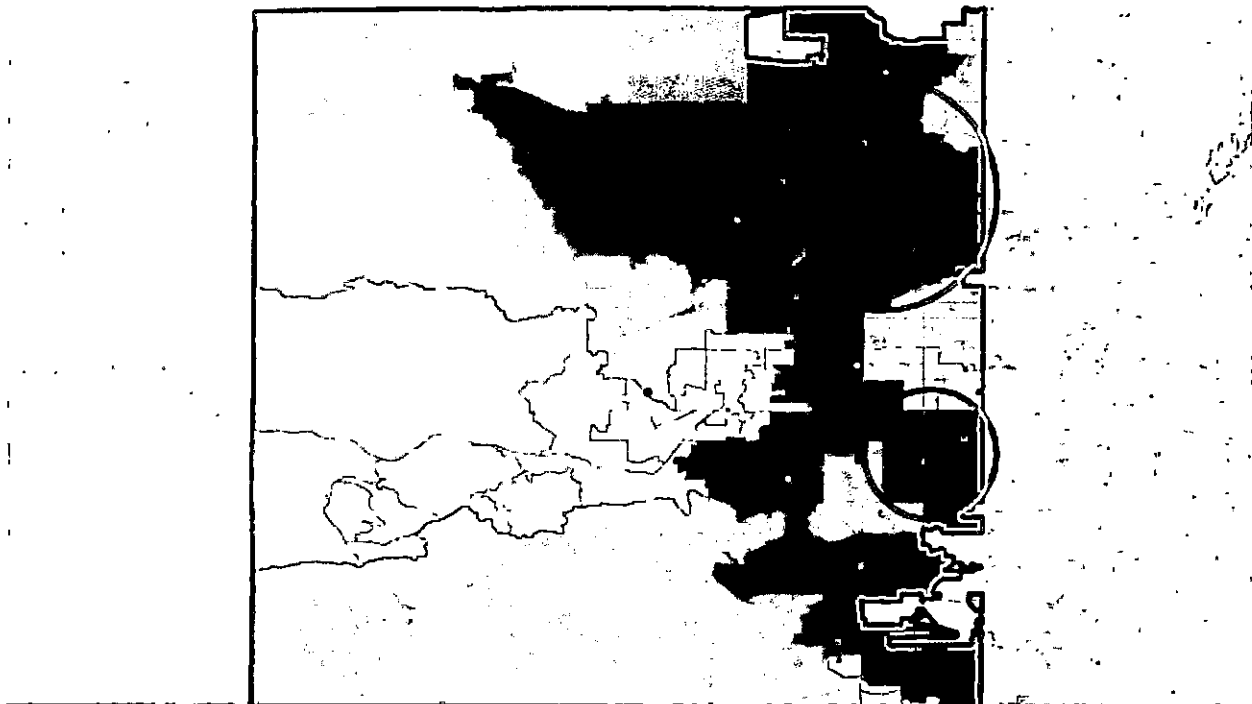
- Locations in Southwest Denver, an area with a high density of low-income voters, saw wait times of over 30 minutes

El Paso County:



- Wait times of over 30 minutes in southern parts of El Paso County corresponded with lower turnout in the same areas

Jefferson County:



Mapped VSPC Wait Times on Election Day, 2018

- The Lakewood & Arvada areas of Jefferson county saw wait times of both over 30 minutes & over 1 hour in precincts with the highest density of voters of color and low-income communities in the county

Larimer County:



- Precincts in Fort Collins had wait times exceeding 30 minutes, including the areas around Colorado State University

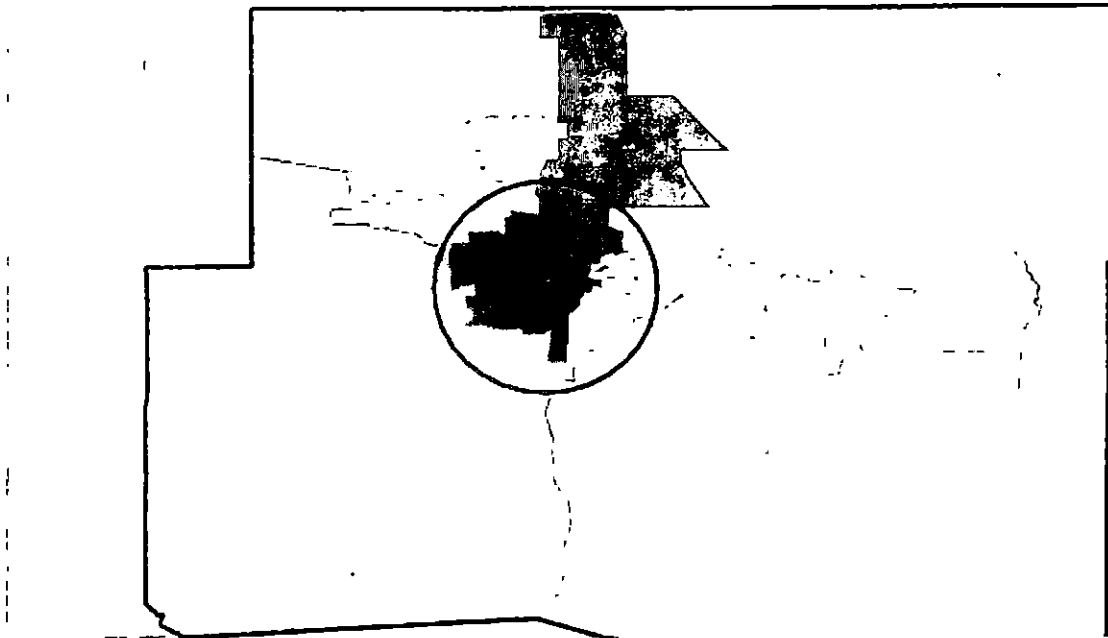
Mesa County:



- All of Mesa county's VSPCs had a wait time exceeding 30 minutes


Mapped VSPC Wait Times on Election Day, 2018

Pueblo County:



- Most of the City of Pueblo's precincts had a wait time over 60 minutes

Weld County:



- Precincts in city of Greeley had wait times over 30 and 60 minutes, which corresponded to populations with lower turnout as well as high densities of voters of color and low-income voters
- Precincts in Ft. Lupton with wait times over an hour corresponded to high density communities of color precincts