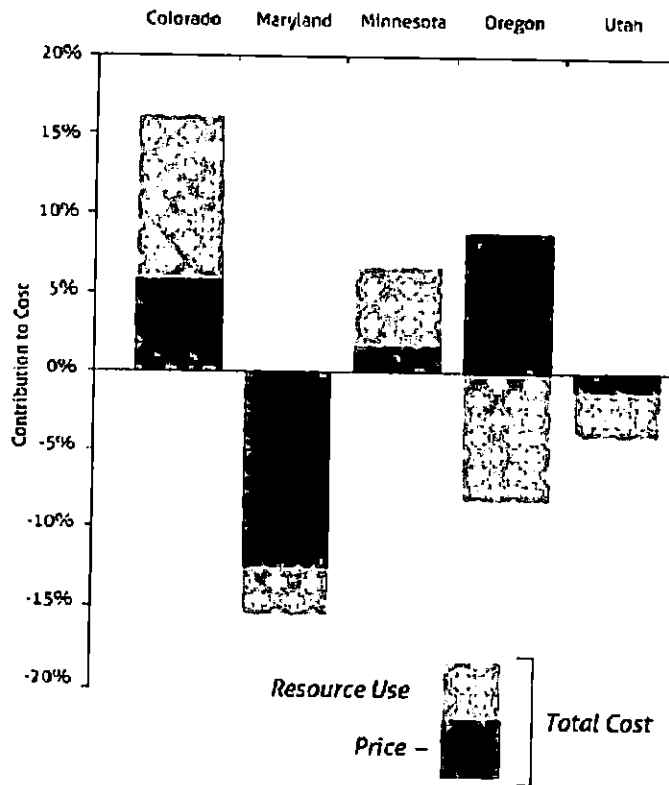


State Comparison of Total Cost Drivers

Untangling The Cost Drivers



The size of the bars represents the impact of price and resource use on the total cost. As seen in the above graphic, price and resource use played different roles in the variation of total cost by state.

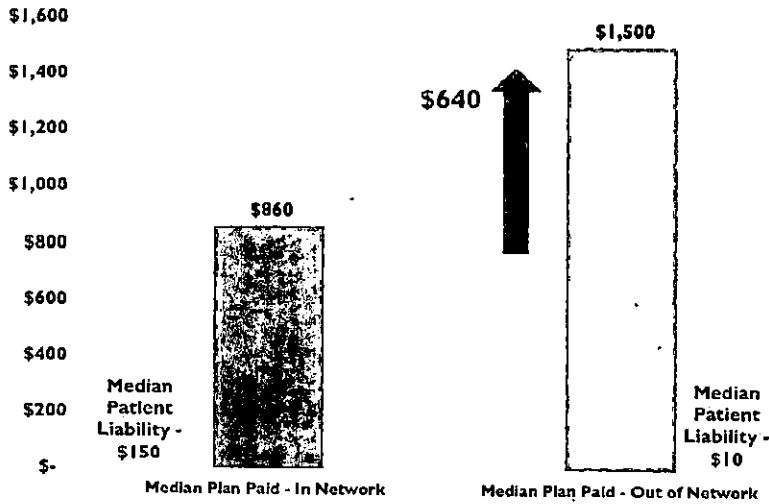
Total Cost of Care by Service Category Commercial Population 2015 Combined Attributed and Unattributed

Measure	Colorado	Maryland	Minnesota	Oregon	Utah
Total Cost					
Overall	17%	-16%	7%	0%	-4%
Inpatient	16%	-18%	7%	0%	-1%
Outpatient	30%	-30%	0%	-7%	17%
Professional	5%	-18%	21%	12%	-17%
Pharmacy	24%	7%	-11%	-12%	-8%
Resource Use					
Overall	11%	-3%	5%	-8%	-3%
Inpatient	0%	-7%	8%	-14%	16%
Outpatient	25%	-19%	5%	-16%	13%
Professional	3%	2%	10%	-3%	-13%
Pharmacy	23%	6%	-9%	-10%	-9%
Price					
Overall	6%	-13%	1%	9%	-1%
Inpatient	16%	-12%	-1%	16%	-14%
Outpatient	4%	-13%	-5%	11%	4%
Professional	2%	-20%	10%	15%	-5%
Pharmacy	0%	1%	-2%	-2%	2%

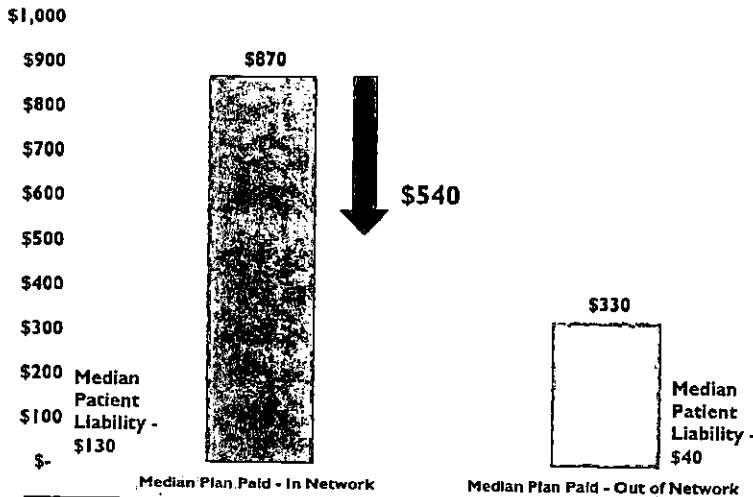
Key Takeaways

- We know where we spend health care dollars. It's less clear where we spend *too many* health care dollars.
- Colorado tops other states in spending primarily because of higher utilization.
- Higher in-state spending is driven by differences in price, although utilization is important, too.

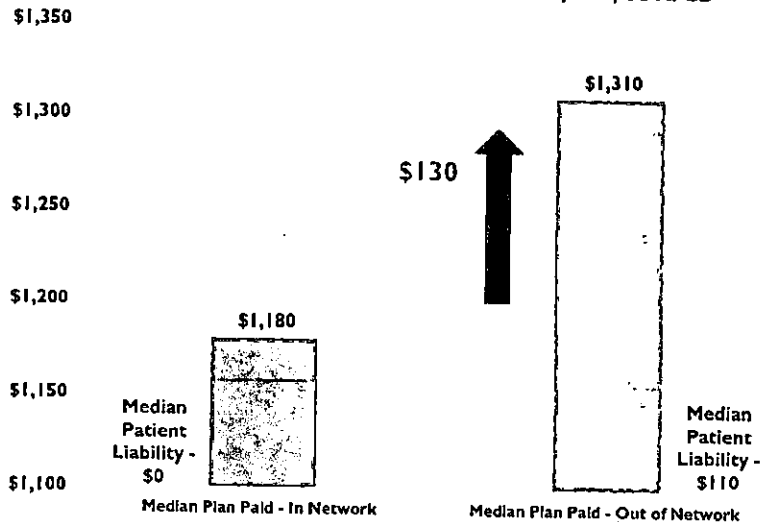
Laparoscopic Appendectomy (CPT Code 44970), Median In and Out of Network Commercial Professional Fee Paid Amounts, 2017, CO APCD



Laparoscopic Cholecystectomy (CPT Code 47562), Median In and Out of Network Commercial Professional Fee Paid Amounts, 2017, CO APCD



Small Intestine Resection (CPT Code 47562), Median In and Out of Network Commercial Professional Fee Paid Amounts, 2017, CO APCD



Dollar amounts represent actual payments paid to health care providers using the Current Procedural Terminology (CPT) code indicated and do not include facility fees. In and out of network is determined based on the Provider Network Indicator field submitted by insurance companies to the Colorado All Payer Claims Database. For commercial health insurance claims, approximately 44% of claims submitted are not attributed as in or out of network and therefore were eliminated from this analysis. Patient liability is the amount payers expect that a patient will pay out of pocket; the CO APCD does not collect any actual payments or additional payments made directly to providers.