JOINT BUDGET COMMITTEE

STAFF BUDGET BRIEFING
FY 2021-22

DEPARTMENT OF HUMAN SERVICES

(Executive Director's Office, Office of Information Technology Services, County Administration, Office of Early Childhood, Office of Self Sufficiency, and Adult Assistance Programs)

JBC WORKING DOCUMENT - SUBJECT TO CHANGE
STAFF RECOMMENDATION DOES NOT REPRESENT COMMITTEE DECISION

PREPARED BY:
TOM DERMODY, JBC STAFF
DECEMBER 4, 2020

JOINT BUDGET COMMITTEE STAFF
200 E. 14TH AVENUE, 3RD FLOOR · DENVER · COLORADO · 80203
TELEPHONE: (303) 866-2061 · TDD: (303) 866-3472
https://leg.colorado.gov/agencies/joint-budget-committee

CONTENTS

Department Overview 1
Department Budget: Recent Appropriations 3
Department Budget: Graphic Overview 4
General Factors Driving the Budget 6
Executive Director's Office 6
Office of Information Technology Services (OITS) 7
County Administration 8
Office of Early Childhood 9
Office of Self Sufficiency 10
Adult Assistance Programs 14
Summary: FY 2020-21 Appropriation & FY 2021-22 Request 19
Budget Requests impacting FY 2020-21 – COVID-19 Stimulus Package 24
Informational Issue: 2020 Session Budget Balancing Actions 26
Summary 26
Discussion 26
Issue 2: Funding Requests for Non-statutory Programs 35
Summary 35
Recommendation 35
Discussion 35
Appendix A Numbers Pages (Digital Only) A-1
Appendix B Footnotes and Information Requests B-1
Appendix C Department Annual Performance Report C-1

ADDITIONAL RESOURCES

Brief summaries of all bills that passed during the 2019 and 2020 legislative sessions that had a fiscal impact on this department are available in Appendix A of the annual Appropriations Report: https://leg.colorado.gov/publications/appropriations-report-fiscal-year-2020-21

The online version of the briefing document, which includes the Numbers Pages, may be found by searching the budget documents on the General Assembly's website by visiting leg.colorado.gov/content/budget/budget-documents. Once on the budge documents page, select the name of this department's *Department/Topic*, "Briefing" under *Type*, and ensure that *Start date* and *End date* encompass the date a document was presented to the JBC.

DEPARTMENT OF HUMAN SERVICES

DEPARTMENT OVERVIEW

This Joint Budget Committee staff budget briefing document includes the following offices and agencies within the Department of Human Services:

- The **Executive Director's Office** is responsible for the management and administration of the department, performing such functions as budgeting, human resources, and quality control, as well as program supervision, coordination, and evaluation. This section includes centrally appropriated line items, such as workers' compensation, legal services, administrative law judge services, and payments related to risk management. In addition, this office contains funding for specific functions including:
  - The Juvenile Parole Board;
  - The Developmental Disabilities Council;
  - The Colorado Commission for the Deaf and Hard of Hearing;
  - Compliance with the federal Health Insurance Portability and Accountability Act of 1996 (HIPAA); and
  - The Administrative Review Unit, which performs case reviews for children and youth who are placed in out-of-home residential care, and for adults who have experienced abuse or neglect.

  Cash funds for this division include patient payments collected by the mental health institutes and other sources. Reappropriated funds are primarily Medicaid cash funds transferred from the Department of Health Care Policy and Financing. Federal fund sources include the Temporary Assistance for Needy Families Block Grant, the Substance Abuse Prevention and Treatment Block Grant, and other sources.

- The **Office of Information Technology Services (OITS)** budgetary section is responsible for developing and maintaining the major centralized computer systems of the Department, including systems that link to all 64 counties in the state. The Office supports centralized databases, and provides support and training to users, including county staff and private social service providers. OITS' staff resources were transferred to the Governor's Office of Information Technology (OIT) in FY 2010-11 as part of the consolidation of executive branch agency information technology personnel resources in OIT.

- The **County Administration** budgetary section provides the 64 county departments of human services with money to administer the Supplemental Nutrition Assistance Program (SNAP; formerly known as food stamps) and a variety of smaller programs, including child support services and the Low-income Energy Assistance Program. Additionally, this section funds the County Tax Base Relief initiative to assist counties, with the highest social services needs and lowest property tax values, meet the obligation of the local match required by the state for certain public assistance programs.

- The **Office of Early Childhood** includes the Division of Early Care and Learning and the Division of Community and Family Support. The Division of Early Care and Learning includes funding associated with the State-supervised, county-administered Colorado Child Care Assistance Program (CCCAP). Through CCCAP, counties provide childcare subsidies to low income families and families transitioning from the Colorado Works Program. In addition, this division is responsible for licensing and monitoring childcare facilities and for administering programs that are designed to improve the quality and availability of childcare in the State. The Division of Community and Family Support includes funding for various early childhood, family support programs such as Early Intervention Services, Early Childhood Mental Health Specialists, and the Nurse Home Visitor Program.

- The **Office of Self-Sufficiency** budgetary section provides income, nutritional, and support services to assist families and individuals in need. The programs administered by this unit include Colorado Works, the Colorado implementation of the federal Temporary Assistance for Needy Families (TANF) program, the federal Supplemental Nutrition Assistance Program (SNAP), child support services and enforcement, Low Income Energy Assistance Program (LEAP), which provides heating-bill assistance to needy families and individuals during the winter months, services for refugees, and disability determination services.

- The **Adult Assistance Programs** budgetary section provides funding for assistance and support for needy elderly and disabled adult populations in Colorado. This section funds several programs, including the Old Age Pension (OAP) program, which provides cash assistance to eligible individuals age 60 and older, and the Aid to the Needy Disabled and Home Care Allowance programs, which provide cash assistance for low-income disabled adults. This section also funds the State Ombudsman Program, Adult Protective Services (APS) programs, which intervene on behalf of at-risk adults to address abuse, neglect, or exploitation and Older Americans Act services, such as home-delivered meals and transportation to medical appointments that are offered to older Coloradans across the state through the 16 regional Area Agencies on Aging (AAA).

DEPARTMENT BUDGET: RECENT APPROPRIATIONS

FUNDING SOURCE	FY 2018-19	FY 2019-20	FY 2020-21	FY 2021-22[1]
General Fund[2]	$977,848,825	$1,028,050,155	$960,429,029	$996,243,222
Cash Funds	416,811,839	445,987,547	420,236,935	429,992,961
Reappropriated Funds	188,322,020	211,209,030	208,978,816	206,187,307
Federal Funds	611,583,369	673,494,416	689,031,438	687,463,470
TOTAL FUNDS	**$2,194,566,053**	**$2,358,741,148**	**$2,278,676,218**	**$2,319,886,960**
Full Time Equiv. Staff	5,053.8	5,134.2	5,178.6	5,192.5

[1]Requested appropriation.
[2]Includes appropriations from the CARE subfund in the General Fund for FY 2020-21.

DEPARTMENT BUDGET: GRAPHIC OVERVIEW

Department's Share of Statewide General Fund

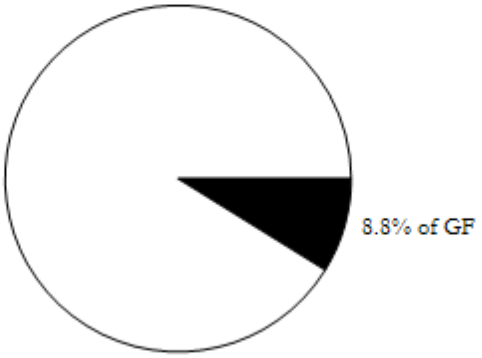

Department Funding Sources

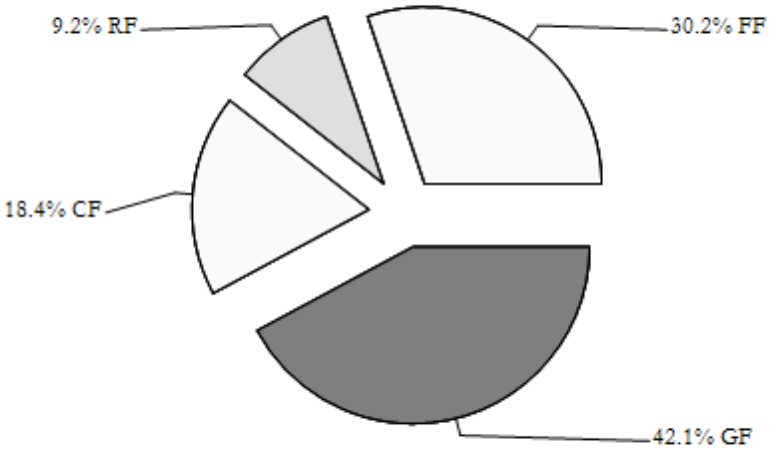

All charts are based on the FY 2020-21 appropriation.

Distribution of General Fund by Division

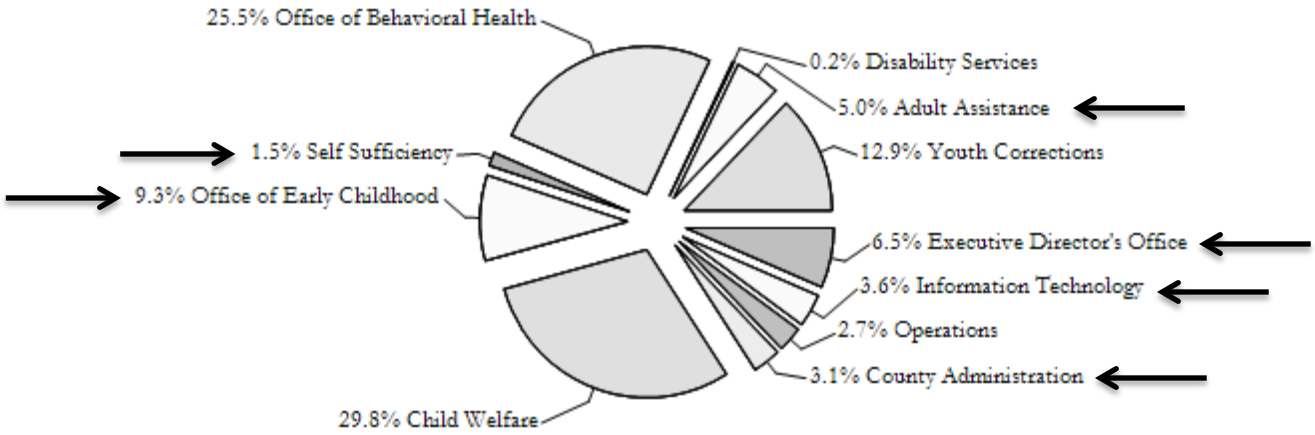

Distribution of Total Funds by Division

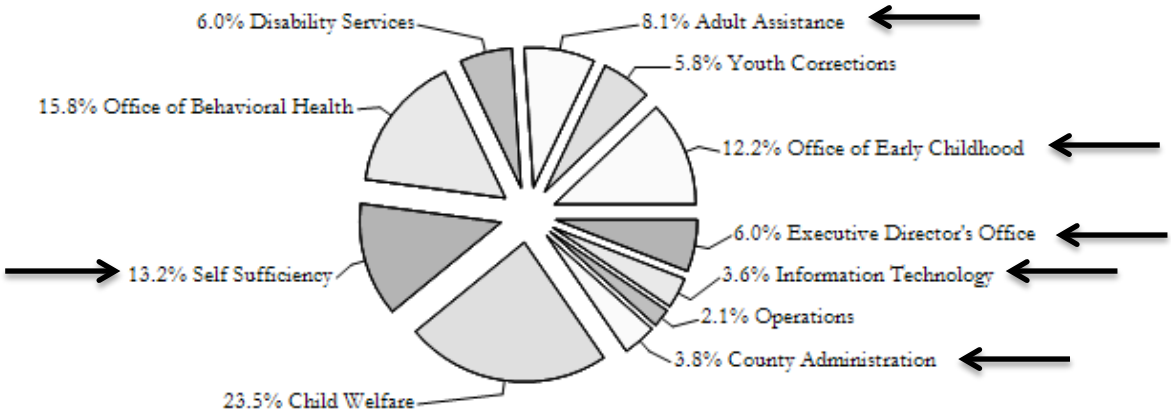

All charts are based on the FY 2020-21 appropriation.

GENERAL FACTORS DRIVING THE BUDGET

Fiscal year 2020-21 funding for the Department of Human Services (DHS) consists of 42.1 percent General Fund, 18.4 percent cash funds, 9.2 percent reappropriated funds, and 30.2 percent federal funds. Some of the major factors driving the department's budget are discussed below.

EXECUTIVE DIRECTOR'S OFFICE

FUNDING SOURCE	FY 2018-19	FY 2019-20	FY 2020-21	FY 2021-22*
General Fund	$80,532,730	$89,119,470	$62,540,058	$85,729,720
Cash Funds	2,273,020	2,910,259	2,895,108	6,043,412
Reappropriated Funds	33,566,909	36,266,601	36,614,278	32,772,715
Federal Funds	7,968,374	31,179,051	34,107,432	17,660,864
TOTAL FUNDS	**$124,341,033**	**$159,475,381**	**$136,156,876**	**$142,206,711**
Full Time Equiv. Staff	154.8	163.1	169.3	177.3

*Requested appropriation.

Due to the large number of employees within the Department, appropriations for common employee benefits are a significant portion of the Executive Director's Office. These costs include the state contribution for the Public Employees' Retirement Association (PERA) and employee health, life and dental benefits. Additionally, the Department has a sizable appropriation for shift differential, which pays a premium to employees who work non-standard shifts in 24-hour institutional facilities. The following table compares the FY 2018-19, FY 2019-20, and FY 2020-21 appropriations for costs associated with employee benefits.

EMPLOYEE BENEFIT APPROPRIATIONS					
	TOTAL FUNDS	GENERAL FUND	CASH FUNDS	REAPPROPRIATED FUNDS	FEDERAL FUNDS
FY 2018-19 Appropriation (5,053.8 FTE)					
Health, life, and dental	$46,696,345	$33,413,551	$144,915	$10,356,168	$2,781,711
Short-term disability	472,856	330,992	8,592	93,723	39,549
State PERA contribution	57,073,028	39,826,571	1,023,331	11,538,528	4,684,598
Salary survey and merit pay	8,558,755	5,782,678	287,616	1,540,230	948,231
Shift differential	7,296,296	4,386,994	0	2,909,302	0
FY 2017-18 Total	**$120,097,280**	**$83,740,786**	**$1,464,454**	**$26,437,951**	**$8,454,089**
FY 2019-20 Appropriation (5,130.9 FTE)					
Health, life, and dental	$49,710,058	$34,039,333	$154,510	$11,050,322	$4,465,893
Short-term disability	496,291	347,144	9,024	98,586	41,537
State PERA contribution	83,082,302	58,068,324	1,482,922	16,742,544	6,788,512
Salary survey and merit pay	9,430,800	6,371,871	316,921	1,697,163	1,044,845
Shift differential	7,903,357	4,751,997	0	3,151,360	0
FY 2019-20 Total	**$150,622,808**	**$103,578,669**	**$1,963,377**	**$32,739,975**	**$12,340,787**
FY 2020-21 Appropriation (5,178.6 FTE)					
Health, life, and dental	$39,282,023	$23,514,845	$510,059	$12,142,857	$3,114,262
Short-term disability	470,820	313,062	882	137,495	19,381
State PERA contribution	57,080,074	37,922,910	111,004	16,434,974	2,611,186
Salary survey and merit pay	0	0	0	0	0
Shift differential	7,746,935	4,723,846	39,879	2,038,728	944,482
FY 2019-20 Total	**$104,579,852**	**$66,474,663**	**$661,824**	**$30,754,054**	**$6,689,311**

Changes in the number of FTE used to calculate the cost of personal services and benefits are provided in the table below.

DEPARTMENT OF HUMAN SERVICES FTE						
					4-YEAR CHANGE	
DIVISION	FY 2017-18	FY 2018-19	FY 2019-20	FY 2020-21	NET	%
Executive Director's Office	141.5	154.8	163.1	169.3	27.8	19.6%
Office of Information Technology Services	11.0	11.0	11.0	11.0	0.0	0.0%
Office of Operations	433.4	421.0	423.8	424.9	(8.5)	(2.0%)
County Administration	0.0	0.0	0.0	0.0	0.0	n/a
Division of Child Welfare	92.8	96.3	99.1	98.7	5.9	6.4%
Office of Early Childhood	89.8	89.9	90.8	97.7	7.9	8.8%
Office of Self Sufficiency	248.7	256.8	256.7	256.7	8.0	3.2%
Office of Behavioral Health	1,313.6	1,353.0	1,426.4	1,470.8	157.2	12.0%
Services for People with Disabilities	1,433.6	1,414.6	1,414.6	1,414.6	(19.0)	(1.3%)
Adult Assistance Programs	30.5	30.5	33.1	33.3	2.8	9.2%
Division of Youth Services	1,140.6	1,225.9	1,215.6	1,201.6	61.0	5.3%
Total	**4,935.5**	**5,053.8**	**5,134.2**	**5,178.6**	**243.1**	**4.9%**

OFFICE OF INFORMATION TECHNOLOGY SERVICES (OITS)

FUNDING SOURCE	FY 2018-19	FY 2019-20	FY 2020-21	FY 2021-22 *
General Fund	$26,894,552	$33,531,059	$34,478,954	$34,327,478
Cash Funds	854,992	1,155,086	903,809	946,420
Reappropriated Funds	21,438,575	26,452,407	29,902,711	30,424,589
Federal Funds	13,681,862	16,970,521	15,757,646	15,359,067
TOTAL FUNDS	**$62,869,981**	**$78,109,073**	**$81,043,120**	**$81,057,554**
Full Time Equiv. Staff	11.0	11.0	11.0	11.0

*Requested appropriation.

The budget for the Office of Information Technology Systems (OITS) is primarily driven by the personnel, contracting, and operating expenses of the Colorado Benefits Management System (CBMS). CBMS is the computer system used to determine a citizen's eligibility for public assistance programs like Medicaid, the Supplemental Nutrition Assistance Program (SNAP), Temporary Assistance for Needy Families (TANF), and several others. CBMS is developed and maintained by the state for use by county social services departments and various medical assistance sites. The majority of employees assigned to CBMS reside in the Governor's Office of Information Technology.

OITS' FY 2020-21 appropriation for CBMS-related expenditures totals $18.7 million total funds, including $8.7 million General Fund, which equals 23.1 percent of OITS's FY 2020-21 total funds appropriation of $81.0 million and 25.3 percent of its General Fund appropriation of $34.5 million. CBMS expenses are driven by operating costs, including contract services, postage, hardware/software, network equipment, and printing supplies. CBMS is not the only system administered with money appropriated to OITS, though. The following tools support a variety of programs:

- Colorado Trails (TRAILS) – Supports the state's child protective system activities by tracking reports of child abuse and neglect from intake through final disposition and securely reporting the corresponding data to the federal government. TRAILS received a FY 2020-21 appropriation of $8.2 million total funds, including $4.3 million General Fund, for its operation.

- County Financial Management System (CFMS) – Tracks expenditures by program, by funding source, and by county, allocates administrative costs by program, and tracks expenditures that are estimated to count toward federal maintenance of effort requirements. The system manages over $1.0 billion in payments annually. CFMS received a FY 2020-21 appropriation of $1.5 million total funds, including $0.4 million General Fund, for its operation.
- Child Care Automated Tracking System (CHATS) – Determines eligibility and processes payments for the Child Care Assistance Program. The program provides child care subsidies for low-income families, TANF families, and families transitioning from the Colorado Works program. CHATS received a FY 2020-21 appropriation of $2.7 million federal funds for its operation.

COUNTY ADMINISTRATION

FUNDING SOURCE	FY 2018-19	FY 2019-20	FY 2020-21	FY 2021-22 *
General Fund	$29,142,536	$29,395,164	$29,395,164	$29,395,164
Cash Funds	22,277,197	22,428,979	22,428,979	22,428,979
Reappropriated Funds	0	0	0	0
Federal Funds	35,450,012	35,804,512	35,804,512	35,804,512
TOTAL FUNDS	**$86,869,745**	**$87,628,655**	**$87,628,655**	**$87,628,655**
Full Time Equiv. Staff	0.0	0.0	0.0	0.0

*Requested appropriation.

Public assistance programs in Colorado operate under a state-supervised, county-administered model. Under this decentralized model, the federal government provides a portion (or all) of the funding for a program (including administrative costs) to the state, which in-turn provides block grant transfers to counties to administer the program in accordance with federal and state laws, regulations, and rules. Funding for county administrative duties in delivering public assistance programs is appropriated to two agencies based on state-level program responsibility: the Colorado Department of Human Services and the Department of Health Care Policy and Financing.

The budgetary section discussed here contains appropriations primarily for the county administration of the federal Supplemental Nutrition Assistance Program (SNAP – formerly known as food stamps). Appropriations for this purpose reflect a shared responsibility of approximately 20.0 percent county/local funds, 30.0 percent state funds, and 50.0 percent federal funds. In FY 2020-21, the SNAP total funds appropriated in the long bill total $76.6 million.

Additionally, this budgetary section includes General Fund support for County Tax Base Relief (CTBR), which assists counties experiencing financial gaps between local social service needs and property tax revenues used to maintain program administration. Funding for CTBR is allocated based on a formula specified in Section 26-1-126, C.R.S. For FY 2020-21, the Department of Human Services received an appropriation of $3.9 million General Fund for County Tax Base Relief.

OFFICE OF EARLY CHILDHOOD

FUNDING SOURCE	FY 2018-19	FY 2019-20	FY 2020-21	FY 2021-22 *
General Fund	$91,693,061	$93,449,523	$89,586,425	$88,580,552
Cash Funds	47,655,426	48,954,962	51,372,000	53,119,443
Reappropriated Funds	7,968,022	7,968,022	7,968,022	7,968,022
Federal Funds	110,150,359	121,843,228	129,227,946	133,981,452
TOTAL FUNDS	**$257,466,868**	**$272,215,735**	**$278,154,393**	**$283,649,469**
Full Time Equiv. Staff	89.9	90.8	97.7	98.9

*Requested appropriation.

LICENSING AND QUALITY RATING OF CHILD CARE FACILITIES

The Division of Early Care and Learning is responsible for administering various early childhood grant programs and for licensing and monitoring child care facilities throughout the State, including child care homes and centers; preschool and school-age child care programs; homeless youth shelters; summer camps; and 24-hour facilities (such as residential treatment facilities, residential child care facilities, and child placement agencies). In some counties, the Division contracts with local entities (e.g., county departments of social services, county health departments, child placement agencies) to perform licensing functions for certain types of facilities. The Division licenses approximately 4,832 child care facilities in Colorado, including 1,639 family child care homes; 2,057 child care centers and preschools; 1,011 school-age facilities; and 122 camps, child placement agencies, and residential facilities. The Division reports that approximately 253,967 children are served in these facilities. The Department has incorporated its quality rating system, Colorado Shines, into the state childcare licensing process. Funding for activities associated with the licensing and quality rating of childcare facilities is primarily General Fund and federal Child Care Development Funds. The child care licensing and administration appropriation in FY 2020-21 is $10.6 million in total funds.

CHILD CARE ASSISTANCE PROGRAM

The Colorado Child Care Assistance Program (CCCAP) provides subsidized childcare for low-income families and those transitioning from the Colorado Works program, subject to available appropriations. The majority of appropriations are comprised of federal Child Care Development block grant funds, which are subject to appropriation by the General Assembly under federal law. Funding for CCCAP is allocated to counties, which are responsible for administering the program. In addition to appropriated amounts, counties may transfer a portion of their TANF block grant funding to support childcare programs. Such transfers are not reflected in the appropriation, but are a driver of overall program expenditures.

House Bill 18-1335 (County Child Care Assistance Block Grants) made several changes to CCCAP. It required that the DHS contract for a market rate survey of provider rates each year, rather than every two years as under current law, and provide the report to the Joint Budget Committee by January 2, 2019, and each January 2 thereafter. Based on the market rate survey, the bill specifies block grant funding be allocated to counties based on a new formula using the provider rate multiplied by the estimated total number of children eligible to participate in CCCAP in that county. The bill stipulates that the Department shall set the provider rates and the program eligibility. DHS may adjust the county allocations based on various factors specified in the bill and adopted in the administrative rules. The CCCAP appropriation increased from $124.6 million total funds in FY 2019-20 to $130.2 million total funds in FY 2020-21. The funding increase was approved to address maintenance of effort requirements.

EARLY INTERVENTION SERVICES

As a condition of receiving federal funds, the State is required to provide Early Intervention (EI) services to all eligible infants and toddlers whose families seek services. The Department of Human Services is designated as Colorado's lead agency under Part C of the Federal Individuals with Disabilities Education Act (IDEA). The DHS Division of Community and Family Support's Office of Early Childhood administers the Early Intervention Program, which provides services to infants and toddlers from birth through two years of age with one of the following three conditions:

- A developmental delay or disability diagnosis;
- A physical or mental condition with a high probability of resulting in a significant delay in development; or
- A parent or caretaker who has a developmental disability.

Intervention services are provided to eligible children and their families to enhance child development in 15 allowable areas of service that include cognition, speech, communication, physical development, motor development, vision, hearing, social and emotional development, and self-help skills. The Department contracts with 20 Community Centered Boards (CCBs), to deliver these in-home services across the state. The Early Intervention Services appropriation in FY 2020-21 is $67.0 million in total funds.

OFFICE OF SELF SUFFICIENCY

FUNDING SOURCE	FY 2018-19	FY 2019-20	FY 2020-21	FY 2021-22[1]
General Fund[2]	$13,498,121	$14,138,094	$14,277,923	$14,784,310
Cash Funds	30,575,513	30,733,565	30,768,891	30,832,071
Reappropriated Funds	2,449,478	2,712,055	5,525,466	5,908,183
Federal Funds	237,872,235	242,641,746	249,819,030	245,257,539
TOTAL FUNDS	**$284,395,347**	**$290,225,460**	**$300,391,310**	**$296,782,103**
Full Time Equiv. Staff	256.8	256.7	256.7	257.1

[1]Requested appropriation.
[2]Includes appropriations from the CARE subfund in the General Fund for FY 2020-21.

TEMPORARY ASSISTANCE FOR NEEDY FAMILIES (TANF) AND COLORADO WORKS

The Colorado Works Program implements the federal Temporary Assistance for Needy Families (TANF) block grant program created in the 1996 welfare reform law. The program provides financial and other assistance to families to enable children to be cared for in their own homes and to assist needy parents in achieving self-sufficiency. Pursuant to federal law, the State receives a fixed amount of $136.1 million per year in federal TANF block grant funds. The majority of the TANF funds received are allocated as block grants to counties for the provision of basic cash assistance payments and to support related programs (other services) that assist families, including employment and training opportunities and child care assistance. In FY 2020-21, TANF appropriations total $159.0 million and include $136.6 million in federal funds for County Block Grants plus $22.3 million for county maintenance of effort. As seen in the following chart, TANF caseload has steadily decreased from FY 2013-14 to FY 2019-20, with a total of 15,798 cases in last fiscal year for which we have complete data. However, basic cash assistance and other block grant expenditures increased in FY 2019-20 to $83.9 million and $65.6 million, respectively.

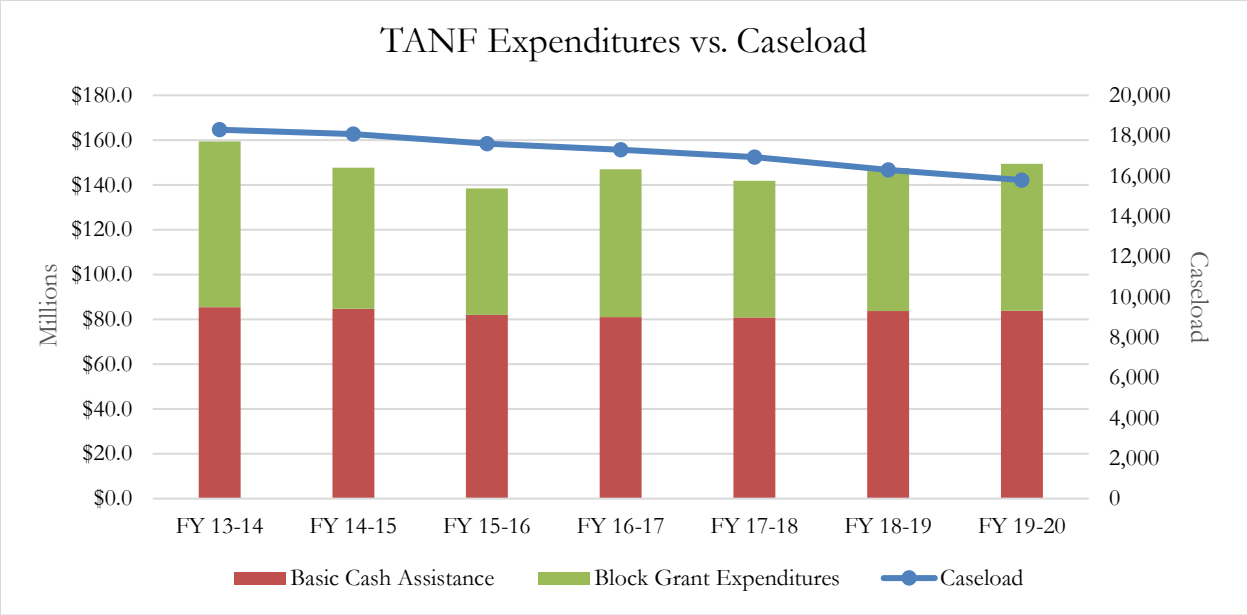

Federal law allows states to retain any unexpended TANF funds for future use in the event of an economic downturn or caseload growth. Section 26-2-721, C.R.S., allows the Department of Human Services to maintain a Long-Term Works Reserve (LTR) fund. The FY 2020-21 beginning balance in the State's LTR totaled $48.6 million. State statute also allows county departments of human/social services to maintain a reserve fund, up to 40.0 percent of its annual TANF block grant, or $100,000 whichever is greater. The FY 2020-21 beginning balance of all county TANF reserves totaled $56.0 million.

Supplemental Nutrition Assistance Program (SNAP)

The federal Supplemental Nutrition Assistance Program (SNAP), formerly referred to as food stamps, provides money to low-income households on an electronic benefit transfer (EBT) card that can be used to purchase food at authorized retailers. SNAP caseload has fluctuated over the last nine fiscal years, increasing in FY 2019-20 to 233,666 households. Over the same period, SNAP benefit expenditures have declined from a high of $828.3 million in FY 2012-13 to $781.5 million in FY 2019-20. Federal SNAP benefits provided via the EBT card are not presented in the Long Bill; items in the Long Bill are for the administration of the SNAP program.

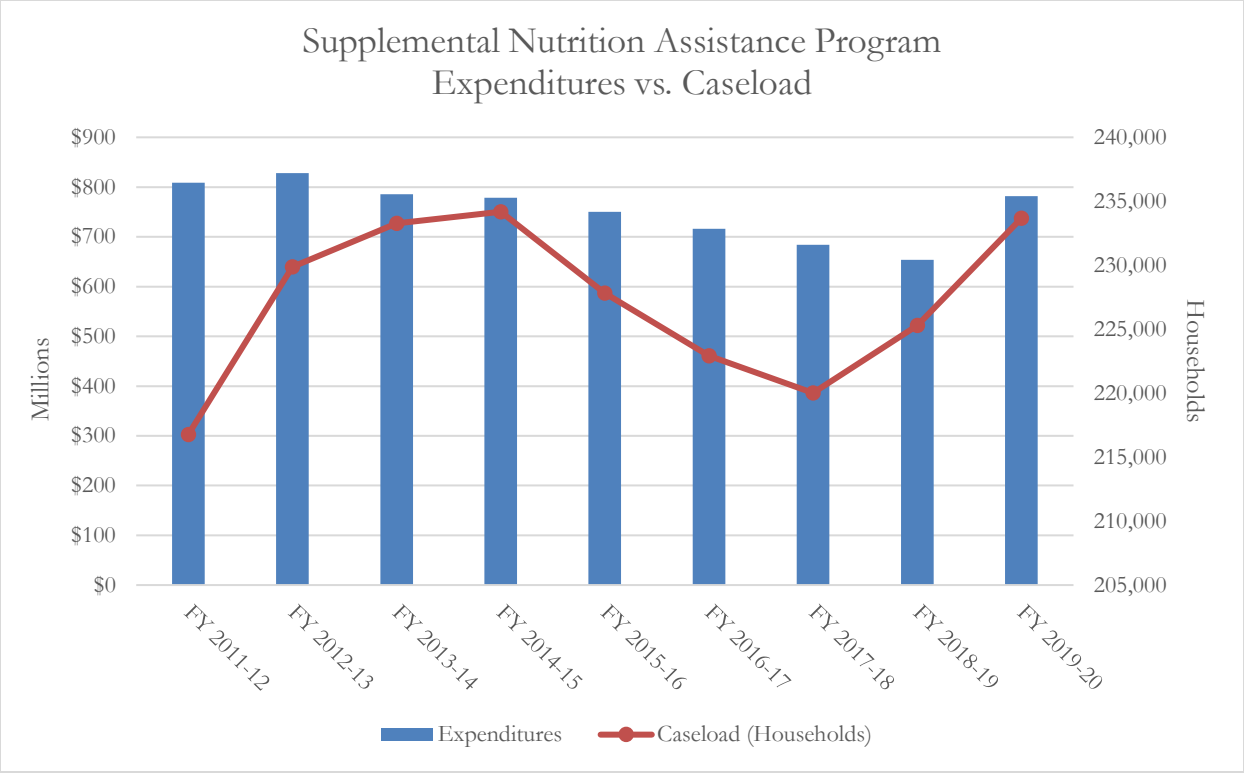

Low Income Energy Assistance Program

The Low-Income Energy Assistance Program (LEAP) is a federally-funded initiative that helps eligible families, seniors, and individuals pay a portion of their winter home heating costs (November 1st to April 30th). LEAP is not intended to pay the entire cost of home heating, but rather to help alleviate some of the burden associated with the colder months. In most cases, payments are made directly to the primary heating fuel vendor and a notice is sent to the household informing them of the benefit amount. The energy assistance benefit varies depending on a variety of factors, including the primary heating costs of one's home, the amount of the available LEAP funding and applications received. The Program pays the highest benefits to those with the highest primary heating fuel costs. Other benefits provided by LEAP include repair or replacement of a home's primary heating system, such as a furnace or wood-burning stove. Note, while LEAP does not accept applications for assistance between May 1st and October 31st, families, seniors, and individuals may apply for assistance from Energy Outreach Colorado, a non-profit that provides energy bill payment help to households in danger of having their energy turned off.

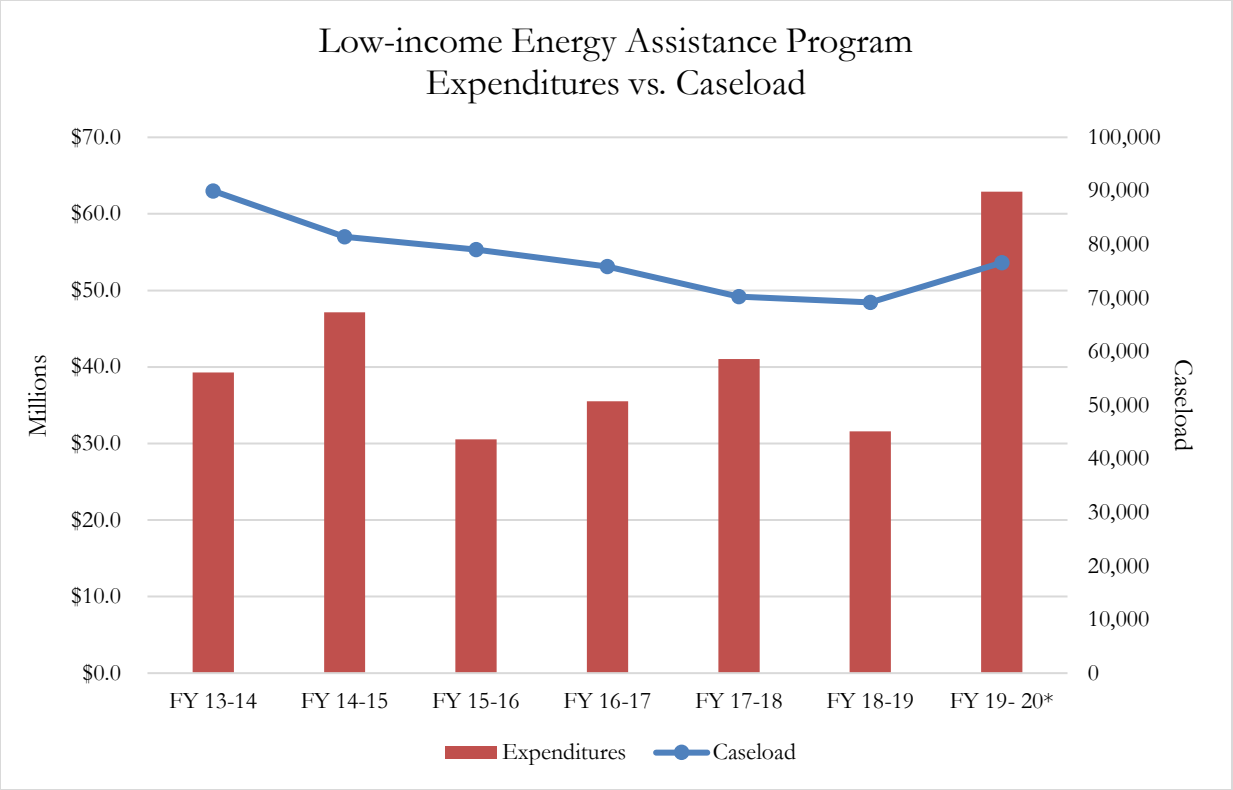

*Of this amount, $11.5 million is from federal CARES Act stimulus

The majority of funds for LEAP come from the federal government through the Low Income Home Energy Assistance Program (LIHEAP). Secondarily, LEAP receives a statutory transfer, pursuant to Section 39-29-109.3, C.R.S., of severance tax money up to $3,250,000 into the Department of Human Services Low-income Energy Assistance Fund. This transfer, which is part of the Natural Resources and Energy Grant Program distribution of money from the Severance Tax Operational Fund, varies from year to year based on severance tax collections. As shown in the following table, the money Colorado receives has fluctuated from year-to-year based on annual appropriations made by Congress.

LEAP Federal Funds	
Fiscal Year	Federal LEAP Block Grant
FY 2011-12	$47,308,286
FY 2012-13	44,269,819
FY 2013-14	46,377,830
FY 2014-15	48,889,437
FY 2015-16	49,002,284
FY 2016-17	51,040,984
FY 2017-18	53,183,080
FY 2018-19	53,793,334
FY 2019-20*	$77,093,585

*Of this amount, $15.4 million is from federal CARES Act stimulus.

ADULT ASSISTANCE PROGRAMS

FUNDING SOURCE	FY 2018-19	FY 2019-20	FY 2020-21	FY 2021-22 *
General Fund	$54,010,118	$53,551,810	$47,625,388	$46,616,170
Cash Funds	127,792,228	135,595,103	114,920,459	118,977,949
Reappropriated Funds	1,001,800	1,001,800	1,001,800	1,001,800
Federal Funds	20,565,849	20,621,472	20,621,037	24,040,874
TOTAL FUNDS	**$203,369,995**	**$210,770,185**	**$184,168,684**	**$190,636,793**
Full Time Equiv. Staff	30.5	33.1	33.3	33.3

*Requested appropriation.

OLD AGE PENSION PROGRAM

The Old Age Pension (OAP) Program, authorized by the State Constitution (Section 1 of Article XXIV of the State Constitution), provides cash assistance to low-income individuals ages 60 and over. It is funded through excise and state sales taxes that are deposited into the OAP cash fund in lieu of the General Fund. Program costs are driven by the size of the benefit (i.e., grant standard) and the number of qualified individuals. The General Assembly has limited control over OAP expenditures, as the state constitution guarantees the benefit, and grant amounts are set by the State Board of Human Services. The Long Bill appropriation, $78.9 million cash funds in FY 2020-21, reflect anticipated expenditures and is shown for informational purposes only. Expenditures for the OAP Program are driven by cost-of-living (COLA) increases approved by the State Board of Human Services, caseload, and the grant standard.

As seen in the following table, OAP total caseload decreased to 19,507 in FY 2019-20, the lowest level in the past eight years. Actual expenditures also declined in FY 2019-20 to $68,517,437. During the Board's December 4 meeting this year, a 1.3 percent COLA increase will be considered for the calendar year 2021, which would increase the monthly grant standard from $821 to $832.

OLD AGE PENSION CASELOAD AND EXPENDITURES					
FISCAL YEAR	OAP A CASELOAD (AGE 65+)	OAP B CASELOAD (AGE 60-64)	OAP C CASELOAD (AGE 60+)*	OAP TOTAL CASELOAD	OAP EXPENDITURES
FY 2012-13	17,281	6,030	13	23,324	$90,031,863
FY 2013-14	17,117	6,630	9	23,756	93,979,149
FY 2014-15	16,299	6,840	8	23,147	90,269,548
FY 2015-16	16,176	6,880	2	23,058	93,355,642
FY 2016-17	15,844	6,614	4	22,462	81,865,290
FY 2017-18	15,310	6,241	6	21,557	75,543,052
FY 2018-19	14,703	5,773	6	20,482	71,409,379
FY 2019-20	14,084	5,420	3	19,507	$68,517,437

*Client age sixty (60) or older who has been committed to the Colorado Mental Health Institute or Regional Center by court order.

COMMUNITY SERVICES FOR THE ELDERLY

State and federal funds are distributed to Area Agencies on Aging (AAAs) for the provision of a variety of community services for the elderly such as transportation, congregate meals, in-home meals (Meals on Wheels), and in-home support services. These services are geared toward providing seniors with the opportunity to remain in their homes and communities as long as possible.

In terms of state funds, most of the Department's appropriations for these types of services are allocated to the State Funding for Senior Services line item. This line item receives funding through two mechanisms. First, Section 39-26-123 (3), C.R.S., annually credits $10.0 million from state excise

and sales taxes to the Older Coloradans Cash Fund. This money would otherwise be deposited in the General Fund. This amount has grown from $3.0 million as originally set forth in H.B. 00-1072 (Older Coloradans' Act) to its current level of $10.0 million via S.B. 13-127 (Sales Tax Revenue To Older Coloradans Cash Fund). However, H.B. 20-1387 (Transfers From Unexpended County Reimbursements) temporarily reduced this transfer to $8.0 million for FY 2020-21 for budget balancing purposes.

Second, in recent years the General Assembly has discretionarily appropriated General Fund to support senior services. General Fund appropriations for this purpose have grown from $0.8 million for FY 2012-13 to a high of $15.3 million for FY 2019-20. In FY 2020-21, $3.0 million in General Fund was refinanced with cash funds from the Older Coloradans Cash Fund for budget balancing purposes.

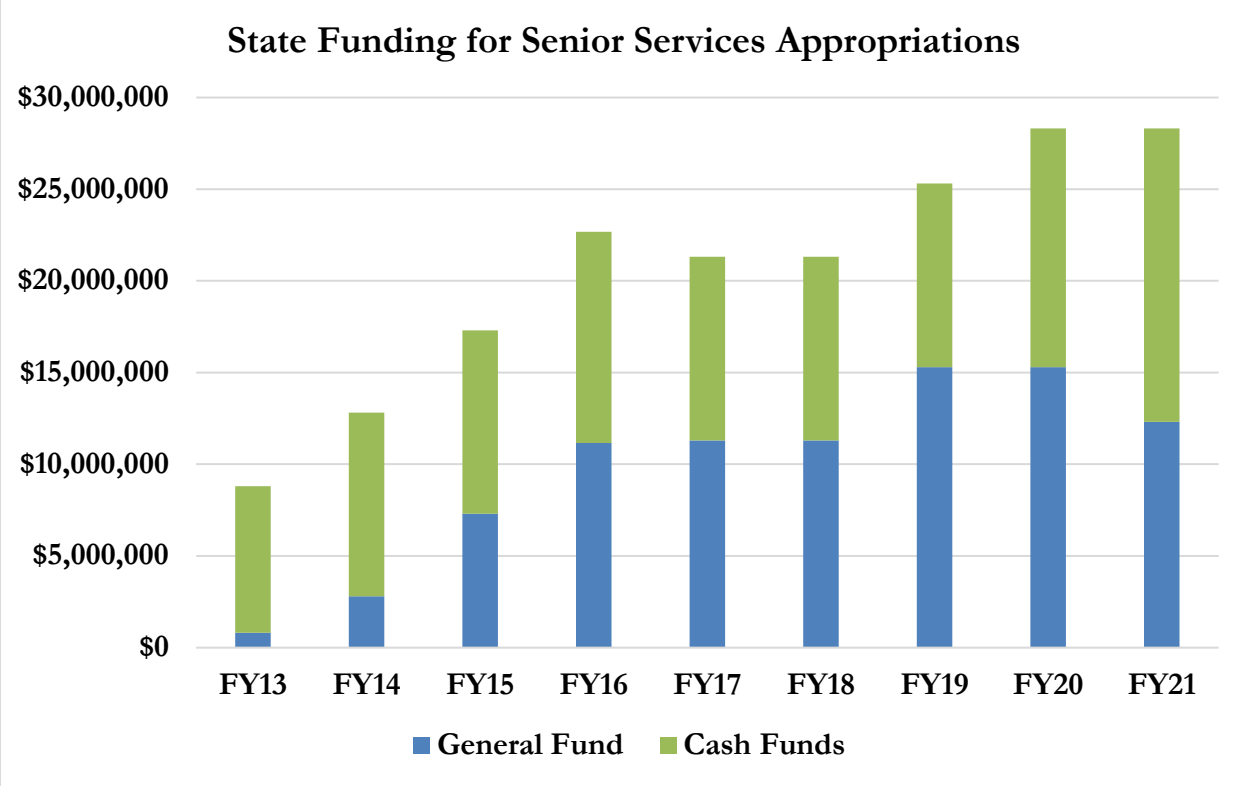

Outside of state funding for senior services, the Department also receives federal funds that it distributes to AAAs to support community-based and in-house services for older adults. The funding derives from the Older Americans Act, which Congress passed in 1965 to spur the development of community social services for older persons. Each state receives Older Americans Act funds according to a formula based on the state's share of the U.S. population age 60 and older. Total federal funds available have remained relatively flat in recent years. Colorado's share of Older Americans Act funds totals $18.4 million in FY 2020-21.

Aid to the Needy Disabled and Aid to the Blind Programs

Aid to the Needy Disabled (AND) provides cash assistance to low-income Coloradans with a disability lasting six months or longer that prevent them from working, as documented by a licensed physician. For some beneficiaries, these funds supplement federal Supplemental Security Income (SSI) payments.

Other beneficiaries either do not qualify for federal SSI or have pending applications for federal SSI. Funding for this program is comprised of General Fund, county matching funds, and federal reimbursements for payments to individuals who initially receive a state-only subsidy, but are ultimately deemed eligible for federal SSI.

The Aid to the Blind program provides cash assistance to low-income Colorado residents, age 18 and over, who have at least a six-month total disability that precludes them from working, and who meet the Social Security definition of blindness. Over the last seven fiscal years, the caseload and expenditures for the Aid to the Needy Disabled Programs has declined to 5,714 cases at a cost of $15.9 million.

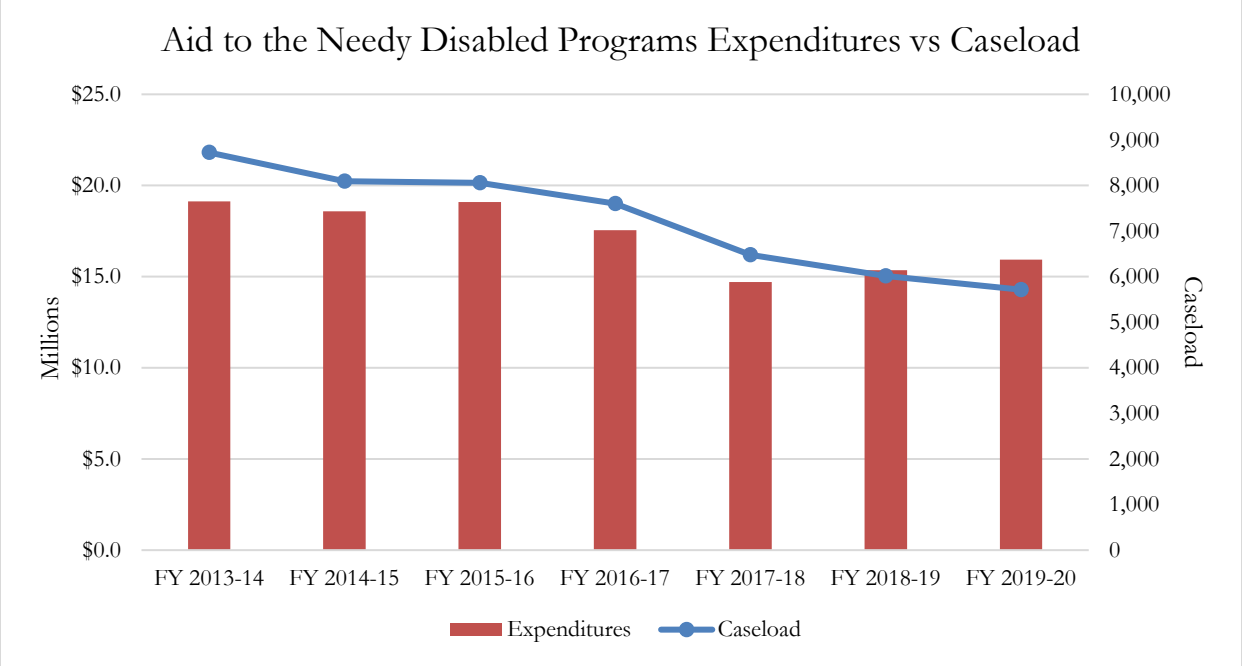

In recent fiscal years, appropriations for these initiatives have remained relatively flat, and benefits have been adjusted by the Department so that total expenditures remain within appropriated levels. The General Assembly has provided $9.9 million General Fund in FY 2020-21.

Adult Protective Services

Colorado's Adult Protective Services (APS) system, enacted in 1991, is designed to protect vulnerable or at-risk adults who, because of age or mental or physical ability, are unable to obtain services or otherwise protect their own health, safety, and welfare. Adult protective services are delivered under a state-supervised and county-administered model. Senate Bill 15-109 (Mandatory Abuse Report for Adult with a Disability) expanded the mandatory reporting requirement for at-risk adults to cover known or suspected abuse of at-risk adults with an intellectual or developmental disabilities.

Section 26-3.1-103, C.R.S., mandates that counties receiving reports of mistreatment or self-neglect must immediately make an evaluation of the reported level of risk. The evaluation must include a determination of a response time frame and whether an investigation of the allegations is required. If a county determines that an investigation is required, it is responsible for ensuring an investigation is

conducted and arranging for the subsequent provision of protective services to be conducted by persons trained to conduct such investigations and provide protective services.

The following table provides the number of allegations by allegation type received by counties for FY 2018-19. Allegations regarding self-neglect, caretaker neglect, and exploitation result in the greatest number of investigations and are investigated at higher rates (49.0 percent, 20.0 percent, and 18.0 percent), than allegations of physical abuse and sexual abuse (11.0 percent and 2.0 percent), respectively.

FY 2019-20 APS ALLEGATIONS[1]		
ALLEGATION TYPE	# ALLEGATIONS RECEIVED	# ALLEGATIONS INVESTIGATED
Caretaker neglect	5,769	1,744
Exploitation	6,491	1,570
Physical abuse	4,087	959
Sexual abuse	721	174
Self-neglect	6,971	4,273
Total	**24,039**	**8,720**

[1] Data calculated based on Colorado Adult Protective Services Annual Report - Fiscal year 2019-20. https://www.coloradoaps.com/uploads/5/0/9/7/50975653/aps_annual_report_fy_2020.pdf

The General Fund is the primary source of funding for the state-supervision portion of APS. The General Fund provides funding for 8.5 FTE and the provision of training to county-level adult protective services caseworkers and supervisors. Funding is provided to achieve consistency in the performance of statutorily-obligated duties, as outlined in Section 26-3.1-103, C.R.S. Appropriations for the services offered by the Department have grown by over 30.4 percent since FY 2014-15 due to an increased focus on training county workers and reporting entities outlined by law. However, funding in the last several fiscal years has essentially been flat.

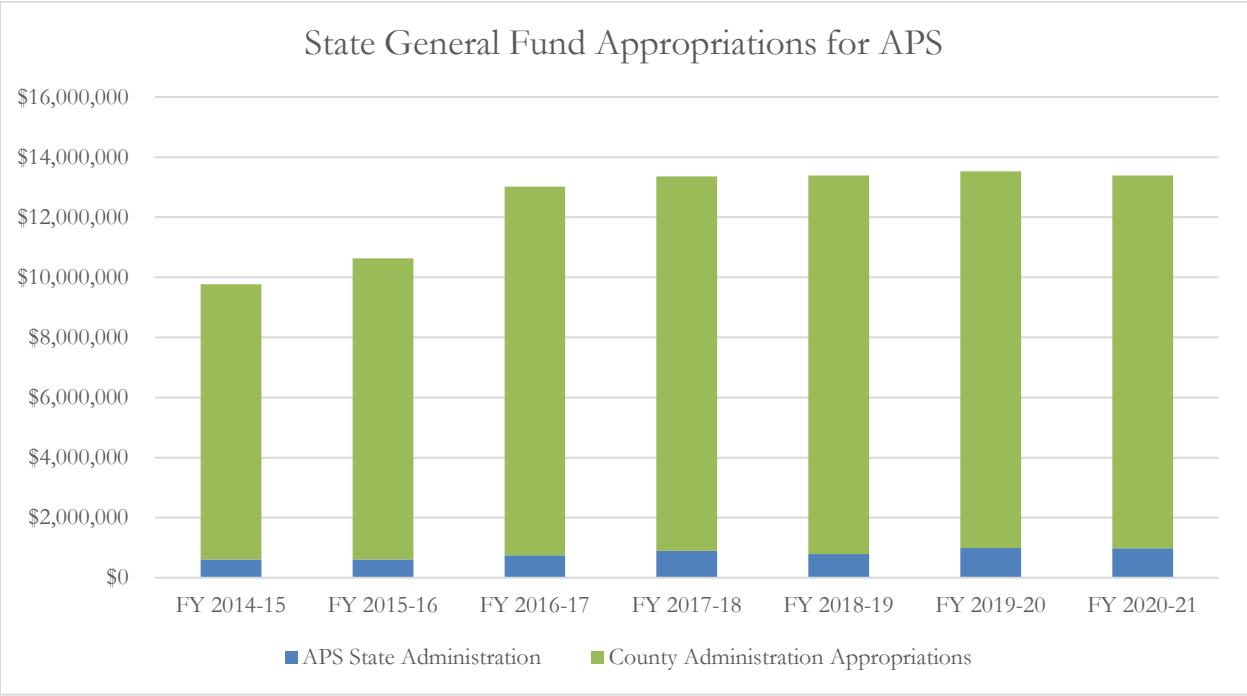

Funding for the county-administration of APS totals $18.2 million in FY 2020-21 and includes $12.4 million General Fund, $3.7 million county funds, and $2.1 million from the federal Title XX Social Services Block Grant. General Fund appropriations for counties increased by 58.4 percent in the last eight years, driven by the implementation of S.B. 13-111 (Require Reports Of Elder Abuse And Exploitation) and S.B. 15-109 (Mandatory Abuse Report For Adult With A Disability). Both bills required counties to hire additional staff to meet the increased workload, and the General Assembly provided funds for this purpose.

SUMMARY: FY 2020-21 APPROPRIATION & FY 2021-22 REQUEST

DEPARTMENT OF HUMAN SERVICES	TOTAL FUNDS	GENERAL FUND	CASH FUNDS	REAPPROPRIATED FUNDS	FEDERAL FUNDS	FTE
FY 2020-21 APPROPRIATION:						
HB 20-1360 (Long Bill)	$2,286,142,552	$974,723,623	$420,761,170	$210,141,860	$680,515,899	5,187.6
Other legislation	(7,466,334)	(14,294,594)	(524,235)	(1,163,044)	8,515,539	(9.0)
TOTAL	**$2,278,676,218**	**$960,429,029**	**$420,236,935**	**$208,978,816**	**$689,031,438**	**5,178.6**
FY 2021-22 REQUESTED APPROPRIATION:						
FY 2020-21 Appropriation	$2,278,676,218	960,429,029	$420,236,935	$208,978,816	$689,031,438	5,178.6
R1 Behavioral health services for children in crisis	910,000	910,000	0	0	0	0.0
R2 Family First Prevention Services Act	1,791,157	1,656,730	0	0	134,427	3.6
R3 Support for early childhood educator workforce	1,200,000	1,200,000	0	0	0	0.0
R4 Extend eligibility for foster care youth	0	0	0	0	0	0.0
R5 National school lunch commodity storage and distribution	720,739	238,400	57,339	0	425,000	0.4
R6 Early intervention program changes	(2,636,345)	(2,636,345)	0	0	0	1.0
R7 Substance use treatment	(11,419,598)	(11,419,598)	0	0	0	0.0
R8 Early childhood programs refinance	0	(1,378,696)	0	0	1,378,696	0.0
R9 Align youth services facilities with caseload	(4,721,930)	(4,721,930)	0	0	0	(4.0)
R10 Align youth parole services with caseload	(2,000,000)	(2,000,000)	0	0	0	0.0
R11 Preserve Mindsource core purpose	(900,000)	(450,000)	0	(450,000)	0	0.0
R12 CCCAP early childhood educator salary increase	3,000,000	0	0	0	3,000,000	0.0
R13 Adjustment to funding for older Coloradans	3,390,204	(7,020,044)	7,020,044	0	3,390,204	0.0
R14 Nurse Home Visitor Program	513,801	0	513,801	0	0	0.0
R15 Community behavioral health services	(2,833,334)	(1,500,000)	(1,333,334)	0	0	0.0
R16 Transition single-district program	(1,015,325)	(1,015,325)	0	0	0	0.0
R17 Adjustments to Colorado youth detention continuum	(1,326,913)	(1,326,913)	0	0	0	0.0
R18 Adjust market rate study frequency	(55,000)	(55,000)	0	0	0	0.0
R19 Adjust public awareness campaigns	(134,520)	(114,000)	0	0	(20,520)	0.0
R20 Adjust Veteran Community Living Centers	0	(2,669,922)	2,669,922	0	0	0.0
R21 PACE State Ombudsman refinance	0	0	0	0	0	0.0
R22 Adjust collaborative management incentive funding	(750,000)	(750,000)	0	0	0	0.0
R23 Align contracted youth services with caseload	(2,374,300)	(2,310,266)	0	101,896	(165,930)	0.0
R24 Administration efficiency and vacancy savings	(1,430,375)	(1,230,073)	0	(200,302)	0	(13.5)
R25 Colorado Works STEP	3,999,360	0	0	0	3,999,360	0.0
R26 Meal interagency agreement true-up	140,827	0	0	140,827	0	0.0
R27 Reduce child welfare public awareness campaign	(500,000)	(500,000)	0	0	0	0.0
R28 Reduce appropriations for child welfare funding model	(150,000)	(150,000)	0	0	0	0.0
R29 Refinance child welfare	0	(10,000,000)	0	0	10,000,000	0.0
R30 Reduction of central administrative staff	(550,270)	(339,032)	(611)	(199,117)	(11,510)	(7.0)

DEPARTMENT OF HUMAN SERVICES						
	TOTAL FUNDS	GENERAL FUND	CASH FUNDS	REAPPROPRIATED FUNDS	FEDERAL FUNDS	FTE
Annualize prior year balancing action	66,149,422	65,211,787	(1,486,317)	563,596	1,860,356	(0.1)
Centrally appropriated line items	17,102,391	6,386,065	3,067,946	(2,165,155)	9,813,535	(0.5)
Annualize prior year legislation	2,347,570	9,276,078	620,367	960,412	(8,509,287)	11.1
Indirect cost assessment	21,061	(1,282,274)	423,901	(782,119)	1,661,553	0.0
Technical correction	0	0	0	0	0	1.2
Nonprioritized budget requests	(2,009,625)	(1,793,362)	0	100,242	(316,505)	0.0
Annualize prior year budget actions	(25,268,255)	5,597,913	(1,797,032)	(861,789)	(28,207,347)	21.7
TOTAL	**$2,319,886,960**	**$996,243,222**	**$429,992,961**	**$206,187,307**	**$687,463,470**	**5,192.5**
INCREASE/(DECREASE)	$41,210,742	$35,814,193	$9,756,026	($2,791,509)	($1,567,968)	13.9
Percentage Change	1.8%	3.7%	2.3%	(1.3%)	(0.2%)	0.3%

Note: This table displays the entirety of the Department of Human Services FY 2021-22 budget request. The highlighted rows above are discussed in this JBC staff briefing and described below.

R3 Support for Early Childhood Educator Workforce: The requests includes $1.2 million General Fund in FY 2021-22 and ongoing to create and fund a Recruitment and Retention Grant and Scholarship Program. The Department anticipates that this program will provide financial assistance 400-600 individuals currently employed in or planning to join the early childhood educator workforce. The Program would help those individuals earn credits, credentials, and degrees, and to meet licensing requirements to serve as qualified, high quality early childhood educators.

R5 NATIONAL SCHOOL LUNCH COMMODITY STORAGE AND DISTRIBUTION: The request includes $720,739 total funds, including $238,400 General Fund, and 0.4 FTE to establish a warehouse and distribution system to support Colorado implementation of the National School Lunch Program. This commodity food program provides a stable, reliable, and less costly source of USDA Foods for participating schools and child care providers in the state.

R6 EARLY INTERVENTION PROGRAM CHANGES: The request includes a reduction of $2,636,345 General Fund and an increase of 1.0 FTE in FY 2021-22 and ongoing to account for programmatic changes that reduced the caseload for Early Intervention services and for the transfer of the federal Individuals with Disabilities Act, Part C authority for evaluations from the Department of Education to the Department of Human Services. There are two components to this request:

- A reduction of $5,187,658 General Fund due to programmatic changes to the provision of Early Intervention services; and
- An increase of $2,551,313 General Fund and 1.0 FTE to accommodate the transfer of the federal Individuals with Disabilities Act, Part C authority for evaluations from the Department of Education to the Department of Human Services.

This request has a companion request in the Department of Education (R4) and requires legislations. The Department requests that the Joint Budget Committee sponsor this legislation.

R8 EARLY CHILDHOOD PROGRAMS FEDERAL FUNDS REFINANCE: The request includes a net zero refinance of $1,378,696 General Fund with an equivalent amount of federal Child Care Development Fund funds in FY 2021-22 and ongoing. This refinance would affect the Infant-Toddler Quality and Availability and Early Childhood Mental Health programs.

R12 CCCAP EARLY CHILDHOOD EDUCATOR SALARY INCREASE: The request includes $3.0 million in federal Child Care Development Fund funds for FY 2021-22 and ongoing to create and implement

a pilot grant program studying the impact of subsidized wages for early childhood educators. The program would target child care providers that are serving families in the Colorado Child Care Assistance Program and who are rated in the Colorado Shines Quality Rating and Improvement System (CO Shines) at a level 3 or above.

R13 ADJUSTMENT TO FUNDING FOR OLDER COLORADANS: The request includes $3,390,204 total funds, including a one-time refinance of $7,020,044 General Fund with an equivalent amount of cash funds from the Older Coloradans Cash Fund and an increase of $3,390,204 federal funds from the Older Americans Act.

R14 NURSE HOME VISITOR PROGRAM: The request includes $513,801 cash funds from the Nurse Home Visitor Program Fund to support the higher costs of the program and the continuation of the services provided.

R18 ADJUST MARKET RATE STUDY FREQUENCY: The request includes a reduction of $55,000 General Fund and the renaming of the applicable Long Bill line item. This request requires legislation to change the statutory requirements for an annual market rate study. The Department requests the Joint Budget Committee sponsor legislation to require the market rate study tri-annually, instead of annually.

R21 PACE STATE OMBUDSMAN REFINANCE: The request includes a net zero transfer of $163,250 General Fund from the State Funding for Senior Services line item to the State Ombudsman Program line item to provide ongoing funding for the PACE State Ombudsman. The position was established by S.B. 16-199 (Program of All-inclusive Care For The Elderly) and the funding for the program is set to expire at the end of FY 2020-21.

R25 Colorado Works STEP: The requests includes $3,999,360 in federal Temporary Assistance for Needy Families (TANF) funds for FY 2021-22 through FY 2023-24 to reinstate the Colorado Works Subsidized Training and Employment Program (CW STEP).

ANNUALIZE PRIOR YEAR BALANCING ACTIONS: The request includes an increase of $66.1 million total funds for prior year balancing actions, summarized in the following table.

ANNUALIZE PRIOR YEAR BALANCING ACTION						
	TOTAL FUNDS	GENERAL FUND	CASH FUNDS	REAPPROP. FUNDS	FEDERAL FUNDS	FTE
FY 20-21 Ft. Logan personal services reduction	$14,482,717	$14,482,717	$0	$0	$0	0.0
FY20-21 GF HLD reduction	10,956,710	10,956,710	0	0	0	0.0
FY 20-21 provider rate reduction	8,701,887	5,353,890	1,322,998	113,596	1,911,403	0.0
FY 20-21 JBC one-time adjustments	7,115,707	18,505,162	(11,338,408)	0	(51,047)	(0.6)
FY 20-21 Delay HB 19-1287	5,000,000	0	5,000,000	0	0	0.0
FY 20-21 Circle program treatment reduction	3,081,081	581,081	2,500,000	0	0	0.0
FY 20-21 R25 Substance use treatment	2,800,000	1,300,000	1,500,000	0	0	0.0
FY 20-21 AND program reduction	2,700,000	2,700,000	0	0	0	0.0
FY 20-21 Delay SB 19-008	1,146,861	1,146,861	0	0	0	0.5
Prior year R12 Contract physician salary adjustment	1,127,667	1,127,667	0	0	0	0.0
FY 20-21 Jail-based behavioral health reduction	1,100,000	1,100,000	0	0	0	0.0
FY 20-21 Services for Juvenile and Adult Offenders reduction	1,000,000	0	1,000,000	0	0	0.0

ANNUALIZE PRIOR YEAR BALANCING ACTION						
	TOTAL FUNDS	GENERAL FUND	CASH FUNDS	REAPPROP. FUNDS	FEDERAL FUNDS	FTE
FY 20-21 Assertive Community Treatment reduction	1,000,000	1,000,000	0	0	0	0.0
FY 20-21 Brain Injury Trust Fund	900,000	450,000	0	450,000	0	0.0
FY 20-21 Forensic services reduction	807,479	807,479	0	0	0	0.0
FY 20-21 Contract Medical Services reduction	750,000	750,000	0	0	0	0.0
FY 20-21 STIRRT program reduction	750,000	750,000	0	0	0	0.0
FY 20-21 Delay SB 19-228	652,376	0	652,376	0	0	0.0
FY 20-21 Community Transition Services reduction	600,000	600,000	0	0	0	0.0
FY 20-21 Crisis system public information campaign	600,000	600,000	0	0	0	0.0
FY 20-21 Secure transportation pilot program	546,639	0	546,639	0	0	0.0
FY 19-20 Budget balancing adjustment	126,689	126,689	0	0	0	0.0
FY 20-21 Budget balancing adjustment	114,418	114,418	0	0	0	0.0
FY 20-21 Forensic community -based services reduction	89,191	89,191	0	0	0	0.0
FY 20-21 Veterans Community Living Center	0	2,669,922	(2,669,922)	0	0	0.0
TOTAL	**$66,149,422**	**$65,211,787**	**($1,486,317)**	**$563,596**	**$1,860,356**	**(0.1)**

CENTRALLY APPROPRIATED LINE ITEMS: The request includes adjustments to centrally appropriated line items:

CENTRALLY APPROPRIATED LINE ITEMS						
	TOTAL FUNDS	GENERAL FUND	CASH FUNDS	REAPPROPRIATED FUNDS	FEDERAL FUNDS	FTE
Health, life, and dental	$7,080,752	$1,744,065	$1,975,981	($2,603,794)	$5,964,500	0.0
Payments to OIT	4,116,031	1,592,904	0	2,523,127	0	0.0
SAED	1,163,153	731,927	522,074	(1,876,124)	1,785,276	0.0
AED	1,162,907	730,465	522,146	(1,875,310)	1,785,606	0.0
Payment to risk management / property funds	1,026,962	721,954	0	305,008	0	0.0
Shift differential	951,686	766,069	76,469	23,545	85,603	0.0
PERA Direct Distribution	841,552	(89,609)	(74,354)	1,005,515	0	0.0
Indirect cost assessment	355,624	0	29,214	190,456	135,954	0.0
Workers' compensation	195,523	109,884	0	85,639	0	0.0
Capitol Complex leased space	147,843	53,371	0	94,472	0	0.0
ALJ	46,915	16,608	0	30,307	0	0.0
Legal services	30,526	18,177	0	12,349	0	(0.5)
Short-term disability	7,022	3,508	16,416	(69,498)	56,596	0.0
CORE	(24,105)	(13,258)	0	(10,847)	0	0.0
TOTAL	**$17,102,391**	**$6,386,065**	**$3,067,946**	**($2,165,155)**	**$9,813,535**	**(0.5)**

ANNUALIZE PRIOR YEAR LEGISLATION: The request includes a net increase of $2.3 million total funds to reflect the FY 2021-22 impact of bills passed in previous sessions, summarized in the following table.

ANNUALIZE PRIOR YEAR LEGISLATION						
	TOTAL FUNDS	GENERAL FUND	CASH FUNDS	REAPPROPRIATED FUNDS	FEDERAL FUNDS	FTE
HB 20-1379 Suspend DD to PERA	$7,450,138	$5,576,328	$74,354	$1,799,456	$0	0.0
HB 20-1398 Funding Capital Construction	1,561,967	1,561,967	0	0	0	0.0
HB 20-1153 Colorado partnership	809,172	809,172	0	0	0	5.8
SB18-200 PERA unfunded liability	625,620	528,252	0	97,368	0	0.0
HB 20-1391 Behavioral Health programs	546,013	0	546,013	0	0	3.0

ANNUALIZE PRIOR YEAR LEGISLATION						
	TOTAL FUNDS	GENERAL FUND	CASH FUNDS	REAPPROPRIATED FUNDS	FEDERAL FUNDS	FTE
SB 20-162 Family First	120,990	1,142,189	0	(936,412)	(84,787)	2.3
SB 20-029 COLA for CO Works	(8,424,500)	0	0	0	(8,424,500)	0.0
HB 20-1390 DYS pilot	(331,170)	(331,170)	0	0	0	0.0
SB 20-028 Substance use disorder recovery	(10,660)	(10,660)	0	0	0	0.0
TOTAL	**$2,347,570**	**$9,276,078**	**$620,367**	**$960,412**	**($8,509,287)**	**11.1**

INDIRECT COST ASSESSMENT: The request includes net adjustments to indirect costs across all divisions.

NONPRIORITIZED REQUEST ITEMS: The request includes the following nonprioritized request items, which are linked to decision items in other departments and common policy decisions.

NONPRIORITIZED BUDGET REQUESTS						
	TOTAL FUNDS	GENERAL FUND	CASH FUNDS	REAPPROPRIATED FUNDS	FEDERAL FUNDS	FTE
NP2 Annual fleet vehicle request	$128,767	$65,027	$0	$63,740	$0	0.0
NP1 COE program financial restructure	82,960	46,458	0	36,502	0	0.0
NP3 Extend pause annual depreciation lease payment	(1,561,967)	(1,561,967)	0	0	0	0.0
NP5 OIT FY22 budget request package	(659,385)	(342,880)	0	0	(316,505)	0.0
TOTAL	**($2,009,625)**	**($1,793,362)**	**$0**	**$100,242**	**($316,505)**	**0.0**

ANNUALIZE PRIOR YEAR BUDGET ACTIONS: The request includes a net decrease of $25.3 million total funds for prior year budget actions, summarized in the following table.

ANNUALIZE PRIOR YEAR BUDGET ACTIONS						
	TOTAL FUNDS	GENERAL FUND	CASH FUNDS	REAPPROP. FUNDS	FEDERAL FUNDS	FTE
FY 20-21 R3 CCCAP MOE	$1,906,795	$1,102,968	$1,102,968	$0	($299,141)	0.0
FY 20-21 R4 L2 Operating and staffing	976,683	976,683	0	0	0	20.5
FY 20-21 EDO personal services reduction	396,186	396,186	0	0	0	1.0
FY 20-21 R10 Child support pass-through	153,569	153,569	0	0	0	0.0
FY 20-21 R1 Improve child care quality	122,101	0	0	0	122,101	0.2
FY 20-21 Child welfare targeted provider rate increase	119,425	0	0	119,425	0	0.0
FY 20-21 R1 CMHIP reduction	113,639	113,639	0	0	0	0.0
FY 20-21 Plan Successful Gambling Addiction Program	50,000	0	50,000	0	0	0.0
FY 20-21 R30 Revert evaluation funding	50,000	0	50,000	0	0	0.0
FY 20-21 R33 Older Coloradans Cash Fund refinance	0	3,000,000	(3,000,000)	0	0	0.0
FY 20-21 Necessary expenditures due to COVID-19	(26,125,246)	0	0	0	(26,125,246)	0.0
FY 20-21 County Block Grant Support Fund	(1,500,000)	0	0	0	(1,500,000)	0.0
FY 20-21 Statewide indirect cost recoveries	(977,295)	0	0	(977,295)	0	0.0
FY 20-21 R27 CCCAP redistribution	(405,061)	0	0	0	(405,061)	0.0
FY 20-21 R19 Replace phone systems	(105,792)	(105,792)	0	0	0	0.0
FY 20-21 R34 MH technical correction	(30,000)	(30,000)	0	0	0	0.0
FY 20-21 Family First policy	(10,660)	(10,660)	0	0	0	0.0
FY 20-21 R15 HR staffing	(2,599)	1,320	0	(3,919)	0	0.0
TOTAL	**($25,268,255)**	**$5,597,913**	**($1,797,032)**	**($861,789)**	**($28,207,347)**	**21.7**

BUDGET REQUESTS IMPACTING FY 2020-21 – COVID-19 STIMULUS PACKAGE

The Governor's 2020 budget request includes items that will be formally submitted for consideration during the supplemental budget cycle that starts in January. These items reflect the Governor's FY 2020-21 COVID-19 Stimulus Package.

During the annual supplemental budget cycle, the Joint Budget Committee (JBC) does not have the same opportunity to discuss issues of interest directly with state agency staff as it does with budget requests submitted in November. Many of the proposed FY 2020-21 stimulus requests include substantial investments of General Fund. Committee members are encouraged to raise questions related to these proposals during this JBC staff briefing so that staff can include these items on the agency's budget hearing agenda. Beyond investigating the details or concerns with proposed changes, no action is required to be taken by the JBC at this time.

FY 2020-21 COVID-19 STIMULUS PROPOSAL -- TO BE ACTED ON IN JANUARY 20211[1]						
	TOTAL FUNDS	GENERAL FUND	CASH FUNDS	REAPPROPRIATED FUNDS	FEDERAL FUNDS	FTE
FY 2020-21 APPROPRIATION						
HB 20-1360 (Long Bill)	$2,286,142,552	$974,723,623	$420,761,170	$210,141,860	$680,515,899	5,187.6
Other legislation	(7,466,334)	(14,294,594)	(524,235)	(1,163,044)	8,515,539	(9.0)
TOTAL	**$2,278,676,218**	**$960,429,029**	**$420,236,935**	**$208,978,816**	**$689,031,438**	**5,178.6**
FY 2020-21 PROPOSED COVID-19 STIMULUS						
FY 2020-21 Appropriation	$2,278,676,218	960,429,029	$420,236,935	$208,978,816	$689,031,438	5,178.6
S1 Early child care provider sustainability grants	35,000,000	35,000,000	0	0	0	0.0
S2 Employer-based child care captial grants	5,000,000	5,000,000	0	0	0	0.0
S3 Child Care Fellows grants	10,000,000	10,000,000	0	0	0	0.0
TOTAL	**$2,328,676,218**	**$1,010,429,029**	**$420,236,935**	**$208,978,816**	**$689,031,438**	**5,178.6**
INCREASE/(DECREASE)	$50,000,000	$50,000,000	$0	$0	$0	0.0
Percentage Change	2.2%	5.2%	0.0%	0.0%	0.0%	0.0%

[1] The General Fund amounts listed for the COVID-19 Stimulus Package above are reflected as General Fund appropriations, even if the proposal involves the *transfer* of General Fund to another fund. Details about the proposed funding mechanism are described below. The proposed Stimulus Package also includes budget requests for FY 2021-22, which do not appear in this table. Current request items are included in the Summary: FY 2020-21 Appropriation & FY 2021-22 Request table above.

FY 2020-21 COVID-19 STIMULUS PROPOSAL DESCRIPTIONS

S1 EARLY CHILD CARE PROVIDER SUSTAINABILITY GRANTS: The request includes an increase of $35.0 million General Fund to implement a new grant program for existing child care providers to mitigate increased costs of child care during the pandemic and to ensure that providers remain open. *The First Extraordinary Session of the 72nd General Assembly is considering this request, as addressed by H.B 20B-1002 (Emergency Relief Programs For Child Care Sector).*

S2 EMPLOYER-BASED CHILD CARE CAPITAL GRANTS: The request includes an increase of $5.0 million General Fund to implement a new grant program to provide grants to employers to make capital improvements needed to provide on-site or near-site child care. The program would require

grantees to provide matching funds: 50.0 percent for for-profit employers and 25.0 percent for non-profit or government employers.

S3 CHILD CARE FELLOWS GRANTS: The request includes an increase of $10.0 million General Fund to implement a new Child Care Fellows grant program that would provide one-time grants to support the start-up of new child care homes and centers, as well as the expansion of existing child care programs. Priority in grant awards would be place on applicants from areas in the State that have been identified as having capacity shortages. *The First Extraordinary Session of the 72nd General Assembly is considering this request, as addressed by H.B 20B-1002 (Emergency Relief Programs For Child Care Sector).*

INFORMATIONAL ISSUE: 2020 SESSION BUDGET BALANCING ACTIONS

In response to the budget challenges in the 2020 Session, the Joint Budget Committee and the General Assembly took actions that reduced the FY 2019-20 General Fund appropriations to the Department of Human Services by $27.1 million. Fiscal year 2020-21 appropriations to the Department were further reduced by $88.5 million. The General Assembly's actions made an additional $17.2 million available for balancing purposes by refinancing General Fund appropriations with cash funds and federal funds. These adjustments contributed to the net decrease in the Department's General Fund and total funds budget for FY 2020-21.

SUMMARY

FY 2019-20 Budget

- During the 2020 Session, the General Assembly reduced FY 2019-20 General Fund appropriations to the Department of Human Services by $27.1 million through a combination of programmatic reductions and refinancing with other fund sources.

- The FY 2019-20 balancing actions also included $9.8 million in cash fund balance transfers to the General Fund to make those revenues available for budget balancing purposes.

FY 2020-21 Budget

- For FY 2020-21, the General Assembly's actions included $95.8 million in General Fund reductions in the Department of Human Services through a combination of programmatic reductions and refinancing with other fund sources. In total, $18.2 million of the General Fund reduction was a result of cash fund and federal fund refinancing.

- The FY 2020-21 balancing actions also included $19.2 million in cash fund balance transfers to the General Fund to make those revenues available for budget balancing purposes.

DISCUSSION

Confronting the budget challenges of the 2020 legislative session, the Committee and the General Assembly took a variety of budget balancing actions in the Department of Human Services for both FY 2019-20 and FY 2020-21.

FY 2018-19 to FY 2019-20: Appropriations to the Department increased by $164.2 million total funds from FY 2018-19 to FY 2019-20, including an increase of $50.2 million General Fund.

House Bill 20-1197 modifies FY 2019-20 appropriations to provide an increase of $500,000 from the CARE subfund in the General Fund for a grant to the Colorado 2-1-1 Collaborative to provide human services referral services related to the COVID-19 public health emergency.

House Bill 20-1248 modifies FY 2019-20 appropriations to provide a net increase of $4,762,115 total funds, including a reduction of $2,259,880 General Fund, and an increase of 11.8 FTE.

House Bill 20-1360 modifies FY 2019-20 appropriations to provide a net reduction of $4,662,948 total funds, including a reduction of $27,069,899 General Fund, and a decrease of 8.5 FTE.

FY 2019-20 to FY 2020-21: Facing revenue challenges for FY 2020-21, the General Assembly took a variety of actions to both reduce the Department's General Fund appropriations and to make other revenues available for balancing purposes. While the Department's *total* budget decreased by $80.1 million from FY 2019-20 to FY 2020-21, the General Fund appropriation was decreased by $67.6 million (representing a decrease of $17.4 million below FY 2018-19 levels).

The following graph shows the Department's annual appropriations for FY 2018-19 through FY 2020-21. A table with appropriations detail by major fund source follows the graph. Please note that the FY 2019-20 appropriations include the adjustments and reductions made during the 2020 Session.

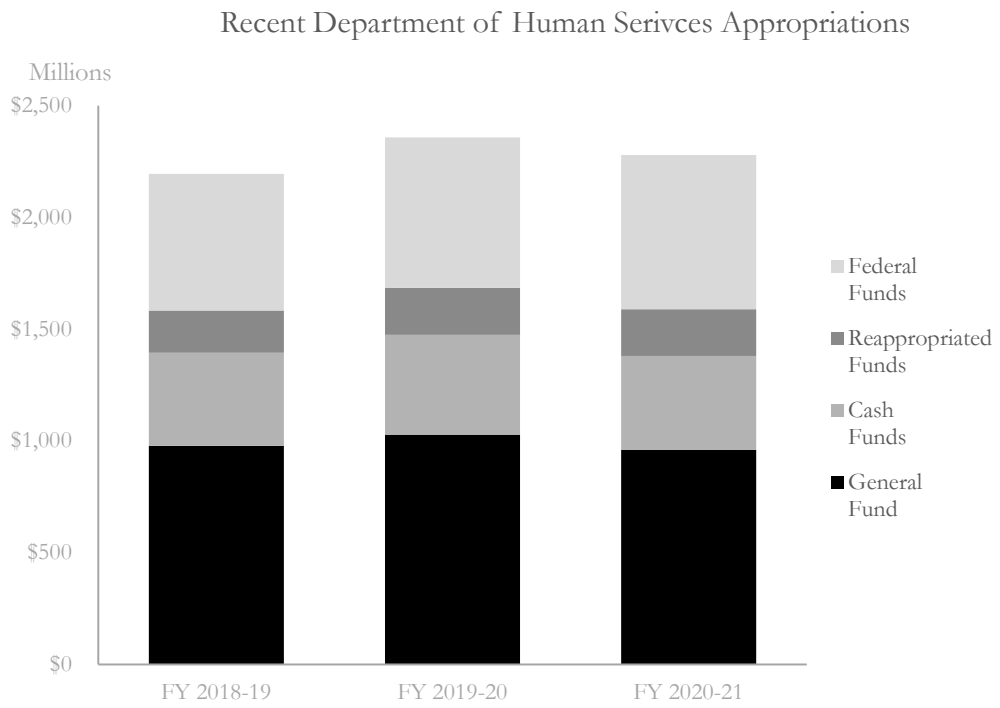

DEPARTMENT OF HUMAN SERVICES APPROPRIATIONS FY 2019-20 THROUGH FY 2020-21						
	TOTAL FUNDS	GENERAL FUND	CASH FUNDS	REAPPROPRIATED FUNDS	FEDERAL FUNDS	FTE
FY 2018-19 Final	$2,194,566,053	$977,848,825	$416,811,839	$188,322,020	$611,583,369	5,053.8
FY 2019-20 Adjusted	2,358,741,148	1,028,050,155	445,987,547	211,209,030	673,494,416	5,134.2
FY 2020-21	2,278,676,218	960,429,029	420,236,935	208,978,816	689,031,438	5,178.6
Change from FY 2019-20 to FY 2020-21	($80,064,930)	($67,621,126)	($25,750,612)	($2,230,214)	$15,537,022	6.5
Percent change FY 2019-20 to FY 2020-21	*-3.4%*	*-6.6%*	*-5.8%*	*-1.1%*	*2.3%*	*0.1%*

SUMMARY OF 2020 SESSION BUDGET BALANCING APPROPRIATION CHANGES

The following table summarizes the budget balancing actions that impacted appropriations to the Department of Human Services for both FY 2019-20 and FY 2020-21, including actions taken through the Long Bill and other legislation. Please note:

- Unless otherwise indicated, JBC Staff assumes that the FY 2020-21 adjustments are ongoing for FY 2021-22. Staff has noted where the Committee (or the General Assembly) specifically designated actions as one-time in nature. For the divisions discussed in this briefing document, the following were one-time reductions:
    - HLD decrease/personal services base reduction;
    - H.B. 20-1379 Suspend PERA direct distribution; and
    - H.B. 20-1398 Annual depreciation-lease equivalent payments.
- Several ongoing balancing actions were reflected in the Governor's FY 2021-22 budget request as one-time. For the divisions discussed in this briefing document, the most notable are:
    - The 1.0 percent provider rate reduction applied to various line items in the Department of Human Services. This adjustment included $5.3 million General Fund.
    - The $2.7 million General Fund reduction to Aid to the Needy Disabled Program was based on declining program participation and cash fund reversions, the latter of which would be sufficient to maintain the program.
- The table only reflects balancing actions that specifically changed appropriations. The cash fund and reappropriated funds reductions in the table below that do not have an associated GF reduction were part of actions to make additional resources available for budget balancing purposes outside of the Department of Human Services.
- Actions to increase available revenues (such as transfers from cash funds to the General Fund) are not included in this table and are discussed in a separate section.
- Actions specific to the divisions included in this briefing document are highlighted in the following table.

2020 SESSION BUDGET BALANCING APPROPRIATION CHANGES - DEPARTMENT OF HUMAN SERVICES[1]						
	TOTAL FUNDS	GENERAL FUND	CASH FUNDS	REAPPROPRIATED FUNDS	FEDERAL FUNDS	FTE
FY 2019-20 APPROPRIATION BALANCING ITEMS:						
Appropriation Reductions						
Budget balancing reductions	($19,974,194)	($19,974,194)	$0	$0	$0	0.0
DYS contract placement	(1,800,000)	(1,800,000)	0	0	0	0.0
Community Transition Services	(1,500,000)	(1,500,000)	0	0	0	0.0
DYS medical services	(887,911)	(887,911)	0	0	0	0.0
Family First Act implementation delay	(689,161)	(633,510)	0	0	(55,651)	(5.6)
Regional Center Electronic Health Record	(650,000)	0	0	(650,000)	0	0.0
DYS drug detection devices	(337,346)	(337,346)	0	0	0	(1.7)
DYS Lookout Mountain Youth Services Center	(180,410)	(180,410)	0	0	0	(1.2)
Child support pass-through	(118,120)	(118,120)	0	0	0	0.0
Subtotal - Appropriation Reductions	**($26,137,142)**	**($25,431,491)**	**$0**	**($650,000)**	**($55,651)**	**(8.5)**
Fund Source Adjustments						
Child Welfare Services refinance	$0	($1,638,408)	$0	$0	$1,638,408	0.0
Subtotal - Fund Source Adjustments	**$0**	**($1,638,408)**	**$0**	**$0**	**$1,638,408**	**0.0**
TOTAL	**($26,137,142)**	**($27,069,899)**	**$0**	**($650,000)**	**$1,582,757**	**(8.5)**

2020 Session Budget Balancing Appropriation Changes - Department of Human Services[1]	Total Funds	General Fund	Cash Funds	Reappropriated Funds	Federal Funds	FTE
FY 2020-21 APPROPRIATION BALANCING ITEMS:						
Appropriation Reductions						
Budget balancing adjustments	($26,252,834)	($26,252,834)	$0	$0	$0	(1.0)
HLD decrease/personal services base reduction	(10,956,710)	(10,956,710)	0	0	0	0.0
Provider rates reduction	(8,701,887)	(5,353,890)	(1,322,998)	(113,596)	(1,911,403)	0.0
Substance use programs	(7,482,960)	(4,982,960)	(2,500,000)	0	0	0.0
Compensation for DYS direct care employees	(6,273,826)	(6,273,826)	0	0	0	0.0
Other behavioral health programs	(2,846,639)	(2,300,000)	(546,639)	0	0	0.0
Aid to the Needy Disabled reduction	(2,700,000)	(2,700,000)	0	0	0	0.0
Community mental health programs	(2,000,000)	(1,000,000)	(1,000,000)	0	0	0.0
Early childhood intervention and prevention services	(1,379,082)	(1,379,082)	0	0	0	0.0
Division of Youth Services reductions	(1,252,137)	(2,200,000)	1,000,000	(52,137)	0	0.0
Mental health institutes reductions	(750,000)	(750,000)	0	0	0	0.0
Tony Grampsas Youth Services Program	(750,000)	0	(250,000)	(500,000)	0	0.0
Leased space reduction	(250,000)	(250,000)	0	0	0	0.0
Child welfare programs	(105,115)	(71,375)	0	0	(33,740)	(1.0)
Child care and early development	(100,000)	(100,000)	0	0	0	0.0
Subtotal - Appropriation Reductions	**($71,801,190)**	**($64,570,677)**	**($4,619,637)**	**($665,733)**	**($1,945,143)**	**(2.0)**
Fund Source Adjustments						
Child welfare programs	$0	($11,338,408)	$0	$0	$11,338,408	0.0
Child care and early development	0	(3,045,323)	0	0	3,045,323	0.0
Veterans Community Living Centers	0	(2,669,922)	2,669,922	0	0	0.0
Early childhood intervention and prevention services	0	(171,937)	171,937	0	0	0.0
Subtotal - Fund Source Adjustments	**$0**	**($17,225,590)**	**$2,841,859**	**$0**	**$14,383,731**	**0.0**
Other Legislation						
HB 20-1379 Suspend PERA direct distribution[2]	($7,450,138)	($5,576,328)	($74,354)	($1,799,456)	$0	0.0
HB 20-1384 Wraparound services for eligible at-risk children	(495,380)	(195,380)	0	(300,000)	0	(2.5)
HB 20-1388 Statutory provisions divert General Fund reversions	(4,254,999)	(4,254,999)	0	0	0	(0.7)
HB 20-1390 Discontinue DYS Trauma Pilot Program	(610,854)	(610,854)	0	0	0	(4.0)
HB 20-1391 Behavioral health programs	(546,013)	0	(546,013)	0	0	(2.5)
HB 20-1392 Council and Disabled Parking Education Program	(238,497)	(238,497)	0	0	0	(1.0)
HB 20-1398 Annual depreciation-lease equivalent payments	(3,103,396)	(3,103,396)	0	0	0	0.0
Subtotal - Other Legislation	**($16,699,277)**	**($13,979,454)**	**($620,367)**	**($2,099,456)**	**$0**	**(10.7)**
TOTAL	**($88,500,467)**	**($95,775,721)**	**($2,398,145)**	**($2,765,189)**	**$12,438,588**	**(12.7)**
BALANCING ITEMS AS PERCENTAGE OF TOTAL APPROPRIATION:						
FY 2019-20 Appropriation	$2,358,741,148	$1,028,050,155	$445,987,547	$211,209,030	$673,494,416	5,134.2
FY 2020-21 Appropriation	$2,278,676,218	$960,429,029	$420,236,935	$208,978,816	$689,031,438	5,178.6
FY 2020-21 Actions as Percentage of FY 2019-20 Appropriation	*(3.8%)*	*(9.3%)*	*(0.5%)*	*(1.3%)*	*1.8%*	*(0.2%)*

[1] Unless otherwise indicated, actions were reflected in the Long Bill (H.B. 20-1360)

[2] House Bill 20-1379 eliminated PERA Direct Distribution appropriations for all departments.

FY 2019-20 Appropriation – Mid-year Adjustments – Appropriations Reductions

Budget balancing reductions: Reduced appropriations by $19,974,194 General Fund in various Department line items in which it was determined that costs associated with the COVID-19 disaster emergency should be covered by Coronavirus Relief Funds as opposed to General Fund.

DYS contract placement: Reduced appropriations by $1.8 million General Fund for contract placements in the Division of Youth Services (DYS).

Community Transition Services: Reduced appropriations by $1.5 million General Fund for Community Transition Services.

DYS medical services: Reduced appropriations by $887,911 General Fund for medical services in the Division of Youth Services.

Family First Act implementation delay: Reduced appropriations by $689,161 total funds, including $633,510 General Fund, and 5.6 FTE associated with the Department's decision to delay implementation of the federal Family First Prevention Services Act of 2018.

Regional Center Electronic Health Record: Reduced appropriations by $650,000 Medicaid reappropriated funds transferred from the Department of Health Care Policy and Financing for the implementation of regional center electronic health records

DYS drug detection devices: Reduced appropriations by $337,346 General Fund and 1.7 FTE for drug detection devices in the Division of Youth Services.

DYS Lookout Mountain Youth Services Center: Reduced appropriations by $180,410 General Fund and 1.2 FTE at the Division of Youth Services' Lookout Mountain Youth Services Center.

Child support pass-through: Reduced appropriations by $118,120 General Fund for child support pass-through.

FY 2019-20 Appropriation – Mid-year Adjustments – Fund Source Adjustments

Child Welfare Services refinance: Refinanced $1,638,408 General Fund with a corresponding increase in federal TANF block grant funds for Child Welfare Services.

FY 2020-21 Appropriation – Appropriation Reductions

Budget balancing adjustments: Reduced appropriations by $26,252,834 General Fund and 1.0 FTE in various Department line items in which it was determined that costs associated with the COVID-19 disaster emergency should be covered by Coronavirus Relief Funds as opposed to General Fund.

HLD DECREASE/PERSONAL SERVICES BASE REDUCTION: Reduced appropriations for health, life, and dental insurance by $714,506 General Fund in lieu of a 5.0 percent personal services base reduction. The Department's FY 2021-22 request proposes to restore this funding and requests an additional $1.7 million General Fund.

PROVIDER RATE REDUCTION: Reduced appropriations in several line items by $8,701,887 total funds, including $5,353,890 General Fund, for a 1.0 percent across-the-board reduction for community providers. This reduction was accompanied by an increase of $1,896,341 Medicaid reappropriated funds for a targeted rate increase for providers serving dually-diagnosed children with intellectual and developmental disabilities and severe behavioral health needs.

SUBSTANCE USE PROGRAMS: Reduced appropriations by $7,482,960 total funds, including $4,982,960 General Fund, for substance use programs in Office of Behavioral Health, including the following reductions:

- $5.0 million cash funds from the Marijuana Tax Cash Fund to eliminate funding for the Building Substance Use Disorder Treatment Capacity in Underserved Communities Grant Program;
- $1.2 million General Fund to eliminate the FY 2020-21 increase related to S.B 19-008 (Substance Use Disorder Treatment in the Criminal Justice System);
- $750,000 General Fund for the Short-Term Intensive Residential Remediation and Treatment Program;
- $637,000 reappropriated funds for the High Risk Pregnant Women program; and
- $600,000 total funds for the Circle Program, including a decrease of $3.1 million General Fund and an increase of $2.5 million cash funds from the Marijuana Tax Cash Fund.

COMPENSATION FOR DYS DIRECT CARE EMPLOYEES REDUCTION: Reduced appropriations by $6,273,826 General Fund to control the second-year costs related to the FY 2019-20 Compensation for Division of Youth Services direct care employees (R2) budget action.

OTHER BEHAVIOR HEALTH PROGRAMS: Reduced appropriations by $2,846,639 total funds, including $2.3 million General Fund, for behavioral health programs, including the following reductions:

- $1.1 million General Fund for jail-based behavioral health programs;
- $600,000 General Fund for the Community Transition Services program;
- $600,000 General Fund to eliminate funding for the Crisis Services public information campaign; and
- $546,639 cash funds from the Marijuana Tax Cash Fund to eliminate funding for the Crisis Services secure transportation pilot program.

AID TO THE NEEDY DISABLED REDUCTION: Reduced appropriations by $2.7 million General Fund from the Aid to the Needy Disabled program. This program has reverted on average $2.7 million in cash funds in the last two fiscal years, allowing the program to absorb this reduction while maintaining services within existing resources.

COMMUNITY MENTAL HEALTH PROGRAMS: Reduced appropriations by $2,000,000 total funds, including $1.0 million General Fund, for contracts with community mental health centers for the following programs:

- $1.0 million General Fund for Assertive Community Treatment programs; and
- $1.0 million cash funds from the Marijuana Tax Cash Fund for services for juvenile and adult offenders.

EARLY CHILDHOOD INTERVENTION AND PREVENTION SERVICES: Reduced appropriations by $1,379,082 General Fund for early childhood intervention and prevention service, including the following reductions:

- $527,951 for Family Support Services;
- $350,000 for the Safecare Program;
- $253,425 for the Colorado Children's Trust Fund; and
- $247,706 for Early Intervention evaluations.

DIVISION OF YOUTH SERVICES REDUCTIONS: Reduced appropriations by $1,252,137 total funds, including $1.2 million General Fund, for Division of Youth Services contracted services.

MENTAL HEALTH INSTITUTES REDUCTIONS: Reduced appropriations by $750,000 General Fund for contract medical expenses at the Colorado Mental Health Institute at Pueblo.

TONY GRAMPSAS YOUTH SERVICES PROGRAM: Reduced appropriations by $750,000 total funds, including $250,000 cash funds from the Marijuana Tax Cash Fund and $500,000 reappropriated funds, for the Tony Grampsas Youth Services Program.

LEASED SPACE REDUCTION: Reduced appropriations by $250,000 General Fund for leased space payments.

CHILD WELFARE PROGRAMS: Reduced appropriations by $105,115 total funds, including $71,375 General Fund, and 1.0 FTE for Division of Child Welfare foster and adoptive parent training and recruitment.

CHILD CARE AND EARLY DEVELOPMENT: Reduced appropriations by $100,000 General Fund for the Early Literacy Book Distribution program.

FY 2020-21 APPROPRIATION – FUND SOURCE ADJUSTMENTS

CHILD WELFARE PROGRAMS: Refinanced $11,338,408 General Fund with a corresponding increase in federal TANF block grant funds for Child Welfare Services.

CHILD CARE AND EARLY DEVELOPMENT: Refinanced $3,045,323 General Fund with a corresponding increase in federal Child Care Development Fund block grant funds for child care and early development services.

VETERANS COMMUNITY LIVING CENTERS: Refinanced $2,669,922 General Fund with a corresponding increase in cash funds from the Central Fund for Veterans Community Living Centers.

EARLY CHILDHOOD INTERVENTION AND PREVENTION SERVICES: Refinanced $171,937 General Fund with a corresponding increase in cash funds from the Marijuana Cash Tax Fund.

FY 2020-21 APPROPRIATION – OTHER LEGISLATION

H.B. 20-1379 SUSPEND PERA DIRECT DISTRIBUTION: Suspends the direct distribution payment from the State Treasurer to PERA, pursuant to Section 24-51-414, C.R.S., for FY 2020-21, eliminating the payment, specified as General Fund or other funds.

H.B. 20-1384 WRAPAROUND SERVICES FOR ELIGIBLE AT-RISK CHILDREN: Makes implementation of programs providing wraparound services for children and youth in or at risk of out-of-home placement created in S.B. 19-195 (Child and Youth Behavioral Health System Enhancements) subject to available appropriations. Beginning in FY 2020-21, reduces state expenditures for the Department of Health Care Policy and Financing by $1.5 million total funds, including $677,492 General Fund, and 3.9 FTE; the Department of Human Services by $495,380 total funds, including $195,380 General Fund and 2.5 FTE; and the Department of Public Health and Environment by $108,640 General Fund and 0.2 FTE.

H.B. 20-1388 STATUTORY PROVISIONS DIVERT GENERAL FUND REVERSIONS: Requires that unexpended money for certain programs in the Department of Human Services revert to the General Fund, and repeals requirements that the General Assembly appropriate money to certain programs. Eliminates the Child Support Collection Fund and increases potential reversions to the General Fund on an ongoing basis. Reduces FY 2020-21 appropriations to the Department of Human Services by $4,254,999 General Fund and 0.7 FTE.

H.B. 20-1390 DISCONTINUE DIVISION OF YOUTH SERVICES TRAUMA PILOT PROGRAM: Discontinues two therapeutic and rehabilitative culture pilot programs within the Division of Youth Services in the Department of Human Services and repeals the Youth Services Pilot Program Cash Fund. Reduces FY 2020-21 appropriations to the Department of Human Services by $610,854 General Fund and reduces the corresponding FTE by 4.0 FTE.

H.B. 20-1391 BEHAVIORAL HEALTH PROGRAMS APPROPRIATIONS: Makes implementation of certain behavioral health programs created in H.B. 19-1287 (Treatment for Substance Use Disorders) subject to available appropriations and removes the FY 2020-21 appropriation for those programs. Specifically, the bill:

- Removes the date by which the Department of Human Services must implement and make publicly available a centralized, web-based behavioral health tracking system and a care navigation program;
- Specifies that implementation of the programs is subject to available appropriations;
- Eliminates the September 2020 care navigation program reporting requirement and instead specifies that the reporting must occur during the first year in which the program is implemented; and
- Reduces appropriations to the Department of Human Services by $546,013 cash funds from the Marijuana Tax Cash Fund and 2.5 FTE.

H.B. 20-1392 COUNCIL AND PARKING EDUCATION PROGRAM FOR PERSONS WITH DISABILITY: Repeals the Colorado Advisory Council for Persons with Disabilities and the Disabled Parking

Education Program. Reduces FY 2020-21 appropriations to the Department of Human Services by $238,497 General Fund and reduces the corresponding FTE by 1.0 FTE.

H.B. 20-1398 MODIFY AUTOMATIC FUNDING MECHANISM FOR CAPITAL CONSTRUCTION: Suspends the annual depreciation-lease equivalent payment mechanism, defined in Section 24-30-1310 (1)(a), C.R.S., for FY 2020-21.

ACTIONS TO INCREASE AVAILABLE REVENUES

The General Assembly made a number of transfers (totaling $29.0 million) from Department of Human Services' cash funds to the General Fund to increase available General Fund. All of these items are assumed to be one-time (unless indicated otherwise).

STATUTORY TRANSFERS TO THE GENERAL FUND			
SOURCE FUND	NET GF REVENUE IMPACT	OTHER FUNDS REVENUE IMPACT	TOTAL FUNDS
FY 2019-20 Revenue Impact			
Fort Logan Land Sale Account (H.B. 20-1381)	$7,900,000	($7,900,000)	$0
State Supplemental Security Income Stabilization Fund (H.B. 20-1381)	1,887,116	(1,887,116)	0
Subtotal - FY 2019-20 Revenue Impact	$9,787,116	($9,787,116)	$0
FY 2020-21 Revenue Impact			
Older Coloradans Cash Fund (H.B. 20-1387)	$13,000,000	($13,000,000)	$0
Older Coloradans Cash Fund (H.B. 20-1367)	2,000,000	(2,000,000)	0
Nurse Home Visitor Program Fund (H.B. 20-1380)	4,237,375	(4,237,375)	0
Subtotal - FY 2020-21 Revenue Impact	$19,237,375	($19,237,375)	$0
TOTAL	**$29,024,491**	**($29,024,491)**	**$0**

POINTS TO CONSIDER

Looking toward the FY 2021-22 budget, staff offers the following points to consider regarding the Department of Human Services:

- JBC staff presented department-wide prioritized budget balancing actions for FY 2020-21 in order to minimize the negative impact on programs and services;
- JBC staff suggests that caution be exercised when considering continuing one-time budget balancing actions into FY 2021-22, as maintaining some reductions for a longer period of time may result in increased costs in the out years; and
- "Budget balancing adjustments" were made to line items from which COVID-19 disaster emergency expenditures were originally being paid. Funding from the federal CARES Act was available to cover the cost of those expenditures, resulting in the opportunity to reduce General Fund in those line items. Budget balancing adjustments were one-time reductions.

ISSUE 2: FUNDING REQUESTS FOR NON-STATUTORY PROGRAMS

The Office of Early Childhood and the Office of Self Sufficiency have submitted FY 2021-22 funding requests for programs that do not have specific statutory authority. These requests may be justified by broad interpretations of current law, but funding programs in this manner carries risks for oversight and accountability in future years.

SUMMARY

- The Office of Early Childhood requests $4.2 million total funds, including $1.2 million General Fund and $3.0 million federal funds from the Child Care Development Fund, in FY 2021-22 and ongoing for two new grant programs (R3 and R12) intended to address weak recruitment and retention in the early childhood workforce. These requests are particularly worrisome because they are pooled into a line item that already funds several statutorily authorized programs.

- The Office of Self Sufficiency requests $3,999,360 federal funds from Temporary Assistance for Needs Families funds to reinstate the CW STEP wage subsidy program (R25), which repealed on June 30, 2020. The reinstatement of CW STEP should be accompanied by statutory authorization to give it the full weight of the General Assembly's authority.

RECOMMENDATION

Staff recommends that each of the following decision items be address through legislation other than the Long Bill:

- R3 Support for Early Childhood Educator Workforce
- R12 CCCAP Early Childhood Educator Salary Increase
- R25 Colorado Works STEP

DISCUSSION

Funding programs that lack specific statutory authority to exist through the Long Bill can be problematic. Using broad interpretations of current laws and regulations to justify ongoing expenditures creates the possibility for several troublesome scenarios. What happens when a new administration reinterprets the meaning of those laws or changes policy priorities? How does funding programs in this manner affect budgetary transparency? What controls are in place to ensure those programs are administered consistent with the intent of the request?

R3 SUPPORT FOR EARLY CHILDHOOD EDUCATOR WORKFORCE

SUMMARY OF REQUEST

The Department requests $1.2 million General Fund in FY 2021-22 and ongoing to create and fund a Recruitment and Retention Grant and Scholarship Program. The Department anticipates that this program will provide financial assistance 400-600 individuals currently employed in or planning to join the early childhood educator workforce. The Program would help those individuals earn credits, credentials, and degrees, and to meet licensing requirements to serve as qualified, high quality early childhood educators.

The Department's proposed scholarship program would be accessible to applicants pursuing all levels of credentialing. The Department anticipates allocating $1,080,000 for scholarships, reserving 10.0 percent of the requested funding for administrative costs. Child care licensing requires that teachers have a minimum of six (6) credit hours in Introduction to Early Childhood Education or Guidance Strategies. These are typically met through the community college system in Colorado. Many certificate programs require anywhere from 12-23 credit hours, including the Infant-Toddler Early Childhood certificate. Child Development Associate credentials are also available through 2-year institutions or online. Associates degree programs in early childhood education are approximately 60 credit hours, while bachelor degrees normally require between 120-126 credit hours.

Qualified early childhood education professionals are an important factor to children's positive early learning and development. Research conducted by the U.S. Department of Health and Human Services indicates that skilled early childhood education professionals are an important factor in fostering children's positive learning and development, including social and emotional development. However, this research also indicates that the professionals working in this sector are chronically underpaid compared to professionals working with older age groups.[1] According to the Colorado Workforce Development Council's 2018 Talent Pipeline report, Colorado has experienced a 44.0 percent increase in the number of job openings in early childhood education and care.[2]

FUNDING CONSIDERATIONS

The request for ongoing funding should be considered carefully. Proposition EE, initiated by H.B 20-1427 (Cigarette Tobacco And Nicotine Products Tax) and approved by voters during the November 2020 election, creates the Colorado Preschool Program and the Preschool Programs Cash Fund (Sections 39-28-401 and 22-24-118 (3)(a), C.R.S., respectively). Expenditures from the Preschool Programs Cash Fund are prioritized "to expand and enhance" access to "at least ten hours per week of voluntary preschool free of charge" to all children in Colorado in the last year before they attend kindergarten. However, once that dictate is met, Section 22-24-118 (d)(I), C.R.S., explicitly allows for expenditure from the Cash Fund for "recruiting, training, and retaining early childhood education professionals."

The Final Fiscal Note for H.B. 20-1427 published on September 29, 2020, estimates that beginning in FY 2023-24 the Preschool Programs Cash Fund will receive $164.7 million from the revenue from the sale cigarette, tobacco, and nicotine products. This amount is projected to increase to $230.9 million by FY 2027-28. Depending on the cost of providing the free 10 hours per week of voluntary preschool, there may be available funding in out years to cover the cost of scholarships and grants targeted to enhancing the state's early childhood workforce.

---

[1] United States Department of Health and Human Services and United States Department of Education (2016). *High quality early learning settings depend on a high-quality workforce: Low compensation determines quality*. Washington, D.C.: Institute of Education Sciences, U.S. Department of Education. https://www.acf.hhs.gov/sites/default/files/ecd/ece_low_compensation_undermines_quality_report_june_10_2016_508.pdf

[2] This report can be found here: https://www.colorado.gov/pacific/cwdc/colorado-talent-pipeline-report

Estimated Prop EE Revenue Deposited in the Preschool Programs Cash Fund	
Fiscal Year	Revenue (millions)
FY 2020-21	$0.6
FY 2021-22	1.1
FY 2022-23	0.8
FY 2023-24	164.7
FY 2024-25	188.6
FY 2025-26	187.7
FY 2026-27	186.7
FY 2027-28	$230.9

Additionally, the State was awarded $11.2 million in federal Preschool Development Grant Birth through Five Program funding for FY 2021-22 and FY 2022-23. The Department anticipates using a portion of this funding to provide scholarships to an estimated 220 individuals pursuing a Child Development Associate credential. The Preschool Development Grant Birth through Five program is a $250 million competitive federal grant designed to improve states' early childhood systems. This grant program was established in 2015 through the federal Every Student Succeeds Act (ESSA), which reauthorized the federal Elementary and Secondary Education Act (ESEA). The grants encourage states to focus on five major activities including: aligning existing programs, maximizing parental choice, building on existing programs, fostering partnerships among stakeholders, and leveraging data for continued improvement.[3]

Legislative Consideration

The Department cites the legislative intent of H.B. 20-1053 (Supports For Early Childhood Educator Workforce) in requesting funding for their proposed Recruitment and Retention Grant and Scholarship Program. The bill created the Early Childhood Mental Health Consultation Program, which is a voluntary program intended to increase the number of qualified mental health consultants supporting professionals who work with young children and to give guidance and support to families, caregivers, and providers in addressing the social-emotional development needs of children through age eight. In developing the program, the Department must create:

- a model of consultation that includes qualifications, outcome, and job expectations for mental health consultants within the program, and guidance on ratios between consultants and the setting they support by July 1, 2021;
- a professional development plan to support mental health consultants within the program in meeting expectations by July 1, 2021; and
- ensure that each mental health consultant in the program meets the necessary qualifications.

House Bill 20-1053 also allows the Department to provide technical assistance and financial incentives to help early childhood care providers with a Colorado Shines rating advance to, or maintain at least, a level three rating. Early Childhood Councils may assist the Department by providing local community outreach and engagement strategies.

Furthermore, the bill requires the Department and State Board of Human Services to promulgate rules related to licensing standards that allow early childhood programs to be licensed as aspiring lead

[3] First Five Years Fund. "Preschool Development Grant Birth through Five (PDG B-5)." https://www.ffyf.org/issues/pdg/

teachers are pursuing an early childhood credential. The legislation instructs the State Board to create a licensing pathway that allows an early childhood educator to earn points towards a credential based on their prior work experience and demonstrated competency. The bill directs that standards to facilitate the recruitment and retention of an early childhood educator workforce be implemented. Finally, the Department must coordinate with the Departments of Education and Higher Education to develop resources to increase concurrent enrollment opportunities in local communities and to support career pathways that allow students to serve as early childhood educators.

The Department's claim of legislative intent is an inaccurate portrayal of the enacted version of H.B. 20-1053 and obfuscates the considerations the General Assembly made in passing the legislation. While the introduced bill included the creation of a similar scholarship program, based on the recommendations of the Early Childhood and School Readiness Legislative Commission, the version of the bill that was enacted and signed into law by the Governor (July 8, 2020) does not include such a program. In the course of working its way through the legislative process and because of the budgetary circumstances the General Assembly faced, the original scholarship program was stricken from the legislation. The enacted version of H.B. 20-1053 was an amalgam of several related bills. The Department's assertion of legislative intent ignores the final, enacted version of the bill and the process through which the bill had to progress to become law.

This request should be pursued as standalone legislation reviewed by the appropriate Committees of Reference in each chamber. Any associated appropriation should be included in that legislation.

R12 CCCAP EARLY CHILDHOOD EDUCATOR SALARY INCREASE

SUMMARY OF REQUEST

The Department requests $3.0 million in federal Child Care Development Fund funds for FY 2021-22 and ongoing to create and implement a pilot grant program studying the impact of subsidized wages for early childhood educators. The program would target child care providers that are serving families in the Colorado Child Care Assistance Program and who are rated in the Colorado Shines Quality Rating and Improvement System (CO Shines) at a level 3 or above. The Colorado Child Care Assistance Program, created in Section 26-2-801 *et seq.*, C.R.S., helps families that are homeless, working, searching for work or in school find child care assistance. CO Shines, authorized by Section 26-6.5-106 (5), C.R.S., is embedded in childcare licensing, so that those licensed childcare programs serving children prior to kindergarten entry have a rating tied to their license. It also provides parents with information to help them select early learning programs for their children. The rating system gives licensed providers incentives and resources to improve quality.

The proposed pilot program would target an estimated 375 child care providers with CCCAP authorization and attempt to increase compensation for their early childhood educators by 3.0 percent. The Department estimates that 2,400 educators would participate and that each participant would receive $1,000-$1,200. The request would also fund an evaluation of the program to assess its impact on recruitment and retention, as well as an assessment of the design of the program. The Department anticipates expending $2.8 million of the requested funding for wage increases, with the remaining funding covering the cost of program administration and evaluation.

LEGISLATIVE CONSIDERATION

Temporary statutory authorization of a new program in order assess its impact prior to full authorization and funding is a standard practice. This practice allows for a time-limited assessment of

the effectiveness of a proposed program. It also provides an amount of transparency and control over how the pilot program is established and operated. The Department's request does not provide this essential level of oversight.

There are numerous examples of pilot programs authorized within the Colorado Revised Statutes. Pilot programs within the Department of Human Services currently authorized by statute include:

- The Child Care Services and Substance Use Disorder Treatment Pilot Program (Section 26-6.9-102 (1)(a), C.R.S.);
- The Colorado Commission for the Deaf, Hard of Hearing, and Deafblind is authorized to operate a pilot program to provide auxiliary services to state departments and agencies (Section 20-21-106 (5), C.R.S.);
- The Training Veterans to Train Their Own Service Dogs Pilot Program (Section 26-23-102 (1), C.R.S.); and
- The Maternal and Child Health Pilot Program (Section 27-82-203 (1), C.R.S.).

This list is not exhaustive, as it does not include previously authorized pilot programs that were either repealed or that have transitioned into full-fledged programs.

This request should be pursued as standalone legislation reviewed by the appropriate Committees of Reference in each chamber. Any associated appropriation should be included in that legislation.

R25 COLORADO WORKS STEP

SUMMARY OF REQUEST

The Department requests $3,999,360 in federal Temporary Assistance for Needy Families (TANF) funds for FY 2021-22 through FY 2023-24 to reinstate the Colorado Works Subsidized Training and Employment Program (CW STEP). CW STEP was originally created by S.B. 17-292 (CO Works Employment Opportunities With Wages), a Joint Budget Committee bill. CW STEP was overseen by the Department of Human Services and administered by the Department of Labor and Employment (CDLE). It was designed to place individuals eligible for Colorado Works Basic Cash Assistance into subsidized employment to facilitate learning marketable skills, with the goal of self-sufficiency. CW STEP began operating on January 1, 2018 and continued through June 30, 2020.

In total, 1,315 Colorado Works participants enrolled in CW STEP. To enroll, an individual needed to be referred by a county Colorado Works worker to a local area contractor that administered the CW STEP program in their county. The program was able to place 983 individuals in subsidized employment. The most common outcome for participants was to gain marketable skills. In FY 2019-20, 450 participants exited their subsidized employment. Of those, 32.0 percent did not complete a work-based learning activity. The remaining 68.0 percent of exits were considered successful because the participant exited to unsubsidized employment (127 individuals) or gained credentials or marketable skills (181 individuals). Among all exits to unsubsidized employment, 51.0 percent were to jobs paying a living wage. The living wage across local area contactors ranged from $14.00 per hour in Rio Grande County to $16.77 per hour in Denver County; the average living wage across all contractors was $15.33 per hour. The median wage among all CW STEP exits to employment in FY 2019-20 was $12.00 per hour.

The Department contracted with the University of Colorado in FY 2018-19 to conduct an evaluation of CW STEP. The evaluation found:

- Participants were 19-20 percent more likely to work in the two quarters after CW STEP enrollment than those in the comparison group.
- Participants earned approximately $700 more per quarter in the second, third, and fourth quarter after enrollment than those in the comparison group.
- Participants were 11.0 percent more likely to work in the fourth quarter after CW STEP enrollment than those in the comparison group.
- Most participants exited the program within the fourth quarter; as such, the findings demonstrate that participants were more likely to work and have higher earnings than those in the comparison group both during the internship and immediately after they left the program.

The Colorado Works Program implements the federal Temporary Assistance for Needy Families (TANF) block grant program created in the 1996 welfare reform law. The program provides financial and other assistance to families to enable children to be cared for in their own homes and to assist needy parents in achieving self-sufficiency. Pursuant to federal law, the State receives a fixed amount of $136.1 million per year in federal TANF block grant funds. The majority of the TANF funds received are allocated as block grants to counties for the provision of basic cash assistance payments and to support related programs (other services) that assist families, including employment and training opportunities and child care assistance. In FY 2020-21, TANF appropriations total $159.0 million and include $136.6 million in federal funds for County Block Grants plus $22.3 million for county maintenance of effort.

LEGISLATIVE CONSIDERATION

The Department indicates that it has sufficient statutory and regulatory authority to reinstate this program without legislation. However, given the previous statutory authorization to operate this program and the requirement for the General Assembly to appropriate TANF block grant funds, **this request should be pursued as standalone legislation reviewed by the appropriate Committees of Reference in each chamber.** Any associated appropriation should be included in that legislation.

APPENDIX A
NUMBERS PAGES
(DIGITAL ONLY)

Appendix A details actual expenditures for the last two fiscal years, the appropriation for the current fiscal year, and the requested appropriation for next fiscal year. This information is listed by line item and fund source. ***Appendix A is only available in the online version of this document.***

	FY 2018-19 Actual	FY 2019-20 Actual	FY 2020-21 Appropriation	FY 2021-22 Request	Request vs. Appropriation
DEPARTMENT OF HUMAN SERVICES **Michelle Barnes, Executive Director**					
(1) EXECUTIVE DIRECTOR'S OFFICE					
(A) General Administration					
Personal Services	1,887,738	2,074,366	1,870,115	2,266,301	
FTE	15.3	0.0	14.3	15.3	
General Fund	759,190	1,089,040	879,694	1,275,880	
Cash Funds	0	0	0	0	
Reappropriated Funds	1,128,548	985,326	990,421	990,421	
Federal Funds	0	0	0	0	
Health, Life, and Dental	37,660,672	41,908,872	39,282,023	56,626,593	*
General Fund	0	30,539,333	23,514,845	35,543,129	
Cash Funds	144,915	154,510	510,059	2,486,040	
Reappropriated Funds	0	10,106,733	12,142,857	9,518,662	
Federal Funds	37,515,757	1,108,296	3,114,262	9,078,762	
Short-term Disability	390,756	442,834	470,820	471,097	*
General Fund	386,305	347,144	313,062	310,048	
Cash Funds	4,451	4,469	882	17,298	
Reappropriated Funds	0	78,608	137,495	67,774	
Federal Funds	0	12,613	19,381	75,977	

*These lines contain decision items.

Appendix A: Numbers Pages

	FY 2018-19 Actual	FY 2019-20 Actual	FY 2020-21 Appropriation	FY 2021-22 Request	Request vs. Appropriation
S.B. 04-257 Amortization Equalization Disbursement	12,022,807	13,794,033	14,270,203	15,234,756	*
General Fund	3	10,403,658	9,481,824	10,020,525	
Cash Funds	255,862	144,477	27,697	549,843	
Reappropriated Funds	0	2,853,186	4,108,133	2,226,233	
Federal Funds	11,766,942	392,712	652,549	2,438,155	
S.B. 06-235 Supplemental Amortization Equalization Disbursement	12,022,606	13,795,419	14,269,957	15,234,756	*
General Fund	0	10,405,120	9,480,362	10,020,525	
Cash Funds	255,823	144,470	27,769	549,843	
Reappropriated Funds	0	2,853,168	4,108,947	2,226,233	
Federal Funds	11,766,783	392,661	652,879	2,438,155	
PERA Direct Distribution	0	7,703,888	0	8,917,310	
General Fund	0	5,134,240	0	6,014,971	
Cash Funds	0	548,735	0	0	
Reappropriated Funds	0	764,732	0	2,902,339	
Federal Funds	0	1,256,181	0	0	
Shift Differential	7,180,948	6,636,517	7,746,935	8,698,621	
General Fund	(57,674)	4,751,997	4,723,846	5,489,915	
Cash Funds	7,238,622	0	39,879	116,348	
Reappropriated Funds	0	1,884,520	2,038,728	2,062,273	
Federal Funds	0	0	944,482	1,030,085	

*These lines contain decision items.

	FY 2018-19 Actual	FY 2019-20 Actual	FY 2020-21 Appropriation	FY 2021-22 Request	Request vs. Appropriation
Workers' Compensation	9,901,860	9,006,625	8,237,006	8,432,529	
General Fund	5,571,151	5,067,508	4,632,255	4,742,139	
Cash Funds	0	0	0	0	
Reappropriated Funds	4,330,709	3,939,117	3,604,751	3,690,390	
Federal Funds	0	0	0	0	
Operating Expenses	459,673	428,690	498,811	498,811	
General Fund	214,114	213,787	213,707	213,707	
Cash Funds	0	0	0	0	
Reappropriated Funds	240,001	214,903	284,154	284,154	
Federal Funds	5,558	0	950	950	
Legal Services	2,336,860	2,350,189	4,134,873	4,357,727 (0.5)	
General Fund	1,425,570	1,879,208	2,448,141	2,658,646	
Cash Funds	0	0	96,132	96,132	
Reappropriated Funds	911,290	470,981	1,590,600	1,602,949	
Federal Funds	0	0	0	0	
Administrative Law Judge Services	611,825	828,798	829,807	876,722	
General Fund	216,788	336,433	294,026	310,634	
Cash Funds	0	0	0	0	
Reappropriated Funds	395,037	492,365	535,781	566,088	
Federal Funds	0	0	0	0	
Payment to Risk Management and Property Funds	2,822,360	2,431,421	1,808,075	2,835,037	
General Fund	2,008,678	1,731,611	1,271,524	1,993,478	
Cash Funds	0	0	0	0	
Reappropriated Funds	813,682	699,810	536,551	841,559	
Federal Funds	0	0	0	0	

*These lines contain decision items.

	FY 2018-19 Actual	FY 2019-20 Actual	FY 2020-21 Appropriation	FY 2021-22 Request	Request vs. Appropriation
Injury Prevention Program	103,738	54,812	106,755	106,755	
General Fund	66,057	54,812	67,090	67,090	
Cash Funds	0	0	0	0	
Reappropriated Funds	37,681	0	39,665	39,665	
Federal Funds	0	0	0	0	
Salary Survey	8,014,359	8,562,594	0	0	
General Fund	432,624	6,371,871	0	0	
Cash Funds	287,616	279,703	0	0	
Reappropriated Funds	0	1,679,163	0	0	
Federal Funds	7,294,119	231,857	0	0	
Merit Pay	0	0	0	0	
General Fund	0	0	0	0	
Cash Funds	0	0	0	0	
Reappropriated Funds	0	0	0	0	
Federal Funds	0	0	0	0	
Paid Family Leave	0	0	0	0	
General Fund	0	0	0	0	
Cash Funds	0	0	0	0	
Reappropriated Funds	0	0	0	0	
Federal Funds	0	0	0	0	

*These lines contain decision items.

	FY 2018-19 Actual	FY 2019-20 Actual	FY 2020-21 Appropriation	FY 2021-22 Request	Request vs. Appropriation
Annual Depreciation - Lease Equivalent Payments	0	0	0	0	
General Fund	0	0	0	0	
Cash Funds	0	0	0	0	
Reappropriated Funds	0	0	0	0	
Federal Funds	0	0	0	0	
SUBTOTAL - (A) General Administration	95,416,202	110,019,058	93,525,380	124,557,015	33.2%
FTE	15.3	0.0	14.3	14.8	3.5%
General Fund	11,022,806	78,325,762	57,320,376	78,660,687	37.2%
Cash Funds	8,187,289	1,276,364	702,418	3,815,504	443.2%
Reappropriated Funds	7,856,948	27,022,612	30,118,083	27,018,740	(10.3%)
Federal Funds	68,349,159	3,394,320	5,384,503	15,062,084	179.7%
(B) Special Purpose					
Employment and Regulatory Affairs	5,846,913	4,931,798	5,514,496	6,094,360	
FTE	65.9	55.0	62.7	68.5	
General Fund	3,963,552	2,388,762	1,595,086	3,116,362	
Cash Funds	0	0	0	0	
Reappropriated Funds	1,883,361	2,543,036	3,919,410	2,977,998	
Federal Funds	0	0	0	0	

*These lines contain decision items.

	FY 2018-19 Actual	FY 2019-20 Actual	FY 2020-21 Appropriation	FY 2021-22 Request	Request vs. Appropriation
SNAP Quality Assurance	0	1,010,625	1,269,045	1,269,045	
FTE	0.0	15.3	15.3	15.3	
General Fund	0	479,807	634,306	634,306	
Cash Funds	0	0	0	0	
Reappropriated Funds	0	0	0	0	
Federal Funds	0	530,818	634,739	634,739	
Administrative Review Unit	2,208,387	2,543,046	3,103,159	3,431,234	
FTE	30.2	30.2	31.5	33.2	
General Fund	2,075,437	2,033,745	2,291,510	2,619,585	
Cash Funds	0	0	0	0	
Reappropriated Funds	0	0	0	0	
Federal Funds	132,950	509,301	811,649	811,649	
Records and Reports of Child Abuse or Neglect	613,425	702,057	1,079,887	1,079,887	
FTE	7.5	7.8	9.0	9.0	
General Fund	0	262,603	0	0	
Cash Funds	613,425	439,454	1,079,887	1,079,887	
Reappropriated Funds	0	0	0	0	
Federal Funds	0	0	0	0	
HB 17-1284 Records and Reports of At-Risk Adult Abuse or Neglect	117,161	347,911	439,434	439,434	
FTE	3.5	6.5	7.5	7.5	
General Fund	117,161	0	0	0	
Cash Funds	0	347,911	439,434	439,434	
Reappropriated Funds	0	0	0	0	
Federal Funds	0	0	0	0	

*These lines contain decision items.

	FY 2018-19 Actual	FY 2019-20 Actual	FY 2020-21 Appropriation	FY 2021-22 Request	Request vs. Appropriation
Juvenile Parole Board	304,149	301,834	383,261	383,261	
FTE	3.2	3.2	3.2	3.2	
General Fund	221,502	215,934	271,507	271,507	
Cash Funds	0	0	0	0	
Reappropriated Funds	82,647	85,900	111,754	111,754	
Federal Funds	0	0	0	0	
Developmental Disabilities Council	1,110,073	909,026	997,778	997,778	
FTE	6.0	6.0	6.0	6.0	
General Fund	0	0	0	0	
Cash Funds	0	0	0	0	
Reappropriated Funds	0	0	0	0	
Federal Funds	1,110,073	909,026	997,778	997,778	
Colorado Commission for the Deaf, Hard of Hearing, and Deafblind	1,803,790	1,964,488	2,326,716	2,333,688	
FTE	16.3	16.3	13.3	13.3	
General Fund	144,324	153,214	103,214	103,214	
Cash Funds	0	0	0	0	
Reappropriated Funds	1,659,466	1,811,274	2,223,502	2,230,474	
Federal Funds	0	0	0	0	
Office of the Ombudsman for Behavioral Health Access to Care	58,586	75,967	131,287	131,287	
FTE	0.9	1.5	1.5	1.5	
General Fund	58,586	75,967	131,287	131,287	
Cash Funds	0	0	0	0	
Reappropriated Funds	0	0	0	0	
Federal Funds	0	0	0	0	

*These lines contain decision items.

	FY 2018-19 Actual	FY 2019-20 Actual	FY 2020-21 Appropriation	FY 2021-22 Request	Request vs. Appropriation
Health Insurance Portability and Accountability Act of 1996 - Security Remediation	186,132	178,083	222,070	222,070	
FTE	0.0	1.0	1.0	1.0	
General Fund	82,810	107,239	110,903	110,903	
Cash Funds	0	0	0	0	
Reappropriated Funds	103,322	70,844	111,019	111,019	
Federal Funds	0	0	148	148	
CBMS Emergency Processing Unit	105,085	128,284	214,909	214,909	
FTE	4.0	4.0	4.0	4.0	
General Fund	48,900	54,353	81,869	81,869	
Cash Funds	0	0	0	0	
Reappropriated Funds	0	0	0	0	
Federal Funds	56,185	73,931	133,040	133,040	
Necessary Expenditures due to COVID-19	0	0	26,125,246	0	
General Fund	0	0	0	0	
Federal Funds	0	0	26,125,246	0	
Colorado Advisory Council for Persons with Disabilities	197,760	207,394	0	0	
FTE	0.0	1.0	0.0	0.0	
General Fund	197,760	207,394	0	0	
Cash Funds	0	0	0	0	
Reappropriated Funds	0	0	0	0	
Federal Funds	0	0	0	0	

*These lines contain decision items.

	FY 2018-19 Actual	FY 2019-20 Actual	FY 2020-21 Appropriation	FY 2021-22 Request	Request vs. Appropriation
Necessary Expenditures due to COVID-19	0	19,974,194	0	0	
General Fund	0	0	0	0	
Cash Funds	0	0	0	0	
Reappropriated Funds	0	0	0	0	
Federal Funds	0	19,974,194	0	0	
SUBTOTAL - (B) Special Purpose	12,551,461	33,274,707	41,807,288	16,596,953	(60.3%)
FTE	137.5	147.8	154.9	162.4	4.8%
General Fund	6,910,032	5,979,018	5,219,682	7,069,033	35.4%
Cash Funds	613,425	787,365	1,519,321	1,519,321	0.0%
Reappropriated Funds	3,728,796	4,511,054	6,365,685	5,431,245	(14.7%)
Federal Funds	1,299,208	21,997,270	28,702,600	2,577,354	(91.0%)
(C) Indirect Cost Assessment					
Indirect Cost Assessment	725,594	970,446	824,208	1,052,743 *	
General Fund	0	0	0	0	
Cash Funds	576,162	812,150	673,369	708,587	
Reappropriated Funds	137,078	142,043	130,510	322,730	
Federal Funds	12,354	16,253	20,329	21,426	

*These lines contain decision items.

	FY 2018-19 Actual	FY 2019-20 Actual	FY 2020-21 Appropriation	FY 2021-22 Request	Request vs. Appropriation
SUBTOTAL - (C) Indirect Cost Assessment	725,594	970,446	824,208	1,052,743	27.7%
FTE	0.0	0.0	0.0	0.0	0.0%
General Fund	0	0	0	0	0.0%
Cash Funds	576,162	812,150	673,369	708,587	5.2%
Reappropriated Funds	137,078	142,043	130,510	322,730	147.3%
Federal Funds	12,354	16,253	20,329	21,426	5.4%
TOTAL - (1) Executive Director's Office	108,693,257	144,264,211	136,156,876	142,206,711	4.4%
FTE	152.8	147.8	169.2	177.2	4.7%
General Fund	17,932,838	84,304,780	62,540,058	85,729,720	37.1%
Cash Funds	9,376,876	2,875,879	2,895,108	6,043,412	108.7%
Reappropriated Funds	11,722,822	31,675,709	36,614,278	32,772,715	(10.5%)
Federal Funds	69,660,721	25,407,843	34,107,432	17,660,864	(48.2%)

*These lines contain decision items.

	FY 2018-19 Actual	FY 2019-20 Actual	FY 2020-21 Appropriation	FY 2021-22 Request	Request vs. Appropriation

(2) OFFICE OF INFORMATION TECHNOLOGY SERVICES

ate executive branch agency information technology personnel resources in OIT. Former members of the OITS staff (current OIT employees) continue to support the programs funded and administered by the Department of Human Services.

(A) Information Technology

Operating Expenses	453,913	212,974	305,130	305,130
General Fund	152,313	125,706	125,706	125,706
Cash Funds	0	0	0	0
Reappropriated Funds	301,600	87,268	179,424	179,424
Federal Funds	0	0	0	0
Microcomputer Lease Payments	534,912	457,728	539,344	539,344
General Fund	209,801	214,233	214,233	214,233
Cash Funds	0	243,495	0	0
Reappropriated Funds	325,111	0	325,111	325,111
Federal Funds	0	0	0	0
County Financial Management System	1,494,325	1,494,325	1,494,325	1,494,325
General Fund	419,762	419,762	419,762	419,762
Cash Funds	0	0	0	0
Reappropriated Funds	1,074,563	1,074,563	1,074,563	1,074,563
Federal Funds	0	0	0	0
Client Index Project	17,249	17,200	17,698	17,698
General Fund	6,161	6,610	6,610	6,610
Cash Funds	0	0	0	0
Reappropriated Funds	11,088	10,590	11,088	11,088
Federal Funds	0	0	0	0

*These lines contain decision items.

	FY 2018-19 Actual	FY 2019-20 Actual	FY 2020-21 Appropriation	FY 2021-22 Request	Request vs. Appropriation
Colorado Trails	3,994,677	6,636,281	8,241,254	7,347,369	*
General Fund	2,683,461	4,313,147	4,321,948	3,826,642	
Cash Funds	0	0	0	0	
Reappropriated Funds	0	0	0	0	
Federal Funds	1,311,216	2,323,134	3,919,306	3,520,727	
National Aging Program Information System	55,821	55,820	55,821	55,821	
General Fund	13,955	13,955	13,955	13,955	
Cash Funds	0	0	0	0	
Reappropriated Funds	0	0	0	0	
Federal Funds	41,866	41,865	41,866	41,866	
Child Care Automated Tracking System	2,459,348	2,264,031	2,709,933	2,709,933	
General Fund	0	0	0	0	
Cash Funds	0	0	0	0	
Reappropriated Funds	0	0	0	0	
Federal Funds	2,459,348	2,264,031	2,709,933	2,709,933	
Health Information Management System	38,178	38,178	146,611	146,611	
General Fund	38,178	38,178	125,000	125,000	
Cash Funds	0	0	0	0	
Reappropriated Funds	0	0	21,611	21,611	
Federal Funds	0	0	0	0	
Adult Protective Services Data System	312,830	235,992	260,629	260,629	
General Fund	306,712	235,992	238,229	238,229	
Cash Funds	6,118	0	22,400	22,400	
Reappropriated Funds	0	0	0	0	
Federal Funds	0	0	0	0	

*These lines contain decision items.

	FY 2018-19 Actual	FY 2019-20 Actual	FY 2020-21 Appropriation	FY 2021-22 Request	Request vs. Appropriation
Payments to OIT	29,294,897	38,358,179	37,424,543	38,231,396	*
General Fund	11,129,367	15,195,208	14,497,246	14,807,876	
Cash Funds	0	0	0	0	
Reappropriated Funds	18,165,530	23,162,971	22,927,297	23,423,520	
Federal Funds	0	0	0	0	
CORE Operations	1,163,018	986,099	1,299,814	1,275,709	
General Fund	635,298	556,078	714,347	701,089	
Cash Funds	0	0	0	0	
Reappropriated Funds	527,720	430,021	585,467	574,620	
Federal Funds	0	0	0	0	
DYC Education Support	394,042	394,042	394,042	394,042	
General Fund	394,042	394,042	394,042	394,042	
Cash Funds	0	0	0	0	
Reappropriated Funds	0	0	0	0	
Federal Funds	0	0	0	0	
IT Systems Interoperability	0	173,540	5,492,211	5,492,211	
General Fund	0	50,044	1,698,352	1,698,352	
Cash Funds	0	0	0	0	
Reappropriated Funds	0	0	3,793,859	3,793,859	
Federal Funds	0	123,496	0	0	
Enterprise Content Management	503,423	735,688	742,367	742,367	
General Fund	246,533	450,085	456,764	456,764	
Cash Funds	0	0	0	0	
Reappropriated Funds	256,890	285,603	285,603	285,603	
Federal Funds	0	0	0	0	

*These lines contain decision items.

	FY 2018-19 Actual	FY 2019-20 Actual	FY 2020-21 Appropriation	FY 2021-22 Request	Request vs. Appropriation
Electronic Health Record and Pharmacy System	2,525,089	2,236,335	2,528,802	2,528,802	
General Fund	2,525,089	2,236,335	2,528,802	2,528,802	
Cash Funds	0	0	0	0	
Reappropriated Funds	0	0	0	0	
Federal Funds	0	0	0	0	
Regional Centers Electronic Health Record System	0	0	698,688	698,688	
General Fund	0	0	0	0	
Cash Funds	0	0	0	0	
Reappropriated Funds	0	0	698,688	698,688	
Federal Funds	0	0	0	0	
Behavioral Health Capacity Tracking System	0	0	0	42,611	
General Fund	0	0	0	0	
Cash Funds	0	0	0	42,611	
Reappropriated Funds	0	0	0	0	
Federal Funds	0	0	0	0	
Statewide training	0	0	0	82,960	*
General Fund	0	0	0	46,458	
Reappropriated Funds	0	0	0	36,502	

*These lines contain decision items.

	FY 2018-19 Actual	FY 2019-20 Actual	FY 2020-21 Appropriation	FY 2021-22 Request	Request vs. Appropriation
SUBTOTAL - (A) Information Technology	43,241,722	54,296,412	62,351,212	62,365,646	0.0%
FTE	0.0	0.0	0.0	0.0	0.0%
General Fund	18,760,672	24,249,375	25,754,996	25,603,520	(0.6%)
Cash Funds	6,118	243,495	22,400	65,011	190.2%
Reappropriated Funds	20,662,502	25,051,016	29,902,711	30,424,589	1.7%
Federal Funds	3,812,430	4,752,526	6,671,105	6,272,526	(6.0%)
(B) Colorado Benefits Management System					
(1) Ongoing Expenses					
Personal Services	864,127	880,519	918,428	918,428	
General Fund	408,409	398,112	408,409	408,409	
Cash Funds	62,398	60,057	72,786	72,786	
Reappropriated Funds	0	0	0	0	
Federal Funds	393,320	422,350	437,233	437,233	
Centrally Appropriated Items	105,101	106,471	106,471	106,471	
General Fund	47,346	47,346	47,346	47,346	
Cash Funds	8,432	8,438	8,438	8,438	
Reappropriated Funds	0	0	0	0	
Federal Funds	49,323	50,687	50,687	50,687	

*These lines contain decision items.

	FY 2018-19 Actual	FY 2019-20 Actual	FY 2020-21 Appropriation	FY 2021-22 Request	Request vs. Appropriation
Operating and Contract Expenses	13,634,645	22,386,765	17,097,767	17,097,767	
General Fund	8,303,696	11,536,412	8,007,245	8,007,245	
Cash Funds	466,411	758,739	757,538	757,538	
Reappropriated Funds	0	0	0	0	
Federal Funds	4,864,538	10,091,614	8,332,984	8,332,984	
SUBTOTAL -	14,603,873	23,373,755	18,122,666	18,122,666	0.0%
FTE	0.0	0.0	0.0	0.0	0.0%
General Fund	8,759,451	11,981,870	8,463,000	8,463,000	0.0%
Cash Funds	537,241	827,234	838,762	838,762	0.0%
Reappropriated Funds	0	0	0	0	0.0%
Federal Funds	5,307,181	10,564,651	8,820,904	8,820,904	0.0%
(2) Special Projects					
Health Care and Economic Security Staff Development Center	307,535	443,450	569,242	569,242	
FTE	11.0	11.0	11.0	11.0	
General Fund	238,715	237,453	260,958	260,958	
Cash Funds	36,550	38,421	42,647	42,647	
Reappropriated Funds	0	0	0	0	
Federal Funds	32,270	167,576	265,637	265,637	
SUBTOTAL -	307,535	443,450	569,242	569,242	0.0%
FTE	11.0	11.0	11.0	11.0	0.0%
General Fund	238,715	237,453	260,958	260,958	0.0%
Cash Funds	36,550	38,421	42,647	42,647	0.0%
Reappropriated Funds	0	0	0	0	0.0%
Federal Funds	32,270	167,576	265,637	265,637	0.0%

*These lines contain decision items.

	FY 2018-19 Actual	FY 2019-20 Actual	FY 2020-21 Appropriation	FY 2021-22 Request	Request vs. Appropriation
SUBTOTAL - (B) Colorado Benefits Management System	14,911,408	23,817,205	18,691,908	18,691,908	0.0%
FTE	11.0	11.0	11.0	11.0	0.0%
General Fund	8,998,166	12,219,323	8,723,958	8,723,958	0.0%
Cash Funds	573,791	865,655	881,409	881,409	0.0%
Reappropriated Funds	0	0	0	0	0.0%
Federal Funds	5,339,451	10,732,227	9,086,541	9,086,541	0.0%
TOTAL - (2) Office of Information Technology Services	58,153,130	78,113,617	81,043,120	81,057,554	0.0%
FTE	11.0	11.0	11.0	11.0	0.0%
General Fund	27,758,838	36,468,698	34,478,954	34,327,478	(0.4%)
Cash Funds	579,909	1,109,150	903,809	946,420	4.7%
Reappropriated Funds	20,662,502	25,051,016	29,902,711	30,424,589	1.7%
Federal Funds	9,151,881	15,484,753	15,757,646	15,359,067	(2.5%)

*These lines contain decision items.

	FY 2018-19 Actual	FY 2019-20 Actual	FY 2020-21 Appropriation	FY 2021-22 Request	Request vs. Appropriation
(3) OFFICE OF OPERATIONS					
(A) Administration					
Personal Services	31,411,732	27,133,686	26,014,326	25,503,091	*
FTE	411.9	414.7	415.8	409.3	
General Fund	17,828,957	16,780,394	15,030,419	14,718,301	
Cash Funds	0	0	3,291	3,291	
Reappropriated Funds	13,582,775	10,353,292	10,980,616	10,781,499	
Federal Funds	0	0	0	0	
Operating Expenses	4,332,212	4,399,659	5,397,183	4,417,294	
General Fund	2,935,423	2,996,686	3,015,461	3,012,867	
Cash Funds	0	0	0	0	
Reappropriated Funds	1,396,789	1,402,973	2,381,722	1,404,427	
Federal Funds	0	0	0	0	
Vehicle Lease Payments	986,224	1,023,324	1,045,216	1,173,983	*
General Fund	448,646	654,613	527,799	592,826	
Cash Funds	0	0	0	0	
Reappropriated Funds	537,578	368,711	517,417	581,157	
Federal Funds	0	0	0	0	
Leased Space	1,658,087	1,310,404	1,688,328	1,688,328	
General Fund	381,500	445,093	445,093	445,093	
Cash Funds	0	0	0	0	
Reappropriated Funds	1,276,587	865,311	1,243,235	1,243,235	
Federal Funds	0	0	0	0	

*These lines contain decision items.

	FY 2018-19 Actual	FY 2019-20 Actual	FY 2020-21 Appropriation	FY 2021-22 Request	Request vs. Appropriation
Capitol Complex Leased Space	1,645,455	1,474,684	1,588,568	1,736,411	
General Fund	602,704	544,673	573,904	627,275	
Cash Funds	0	0	0	0	
Reappropriated Funds	1,042,751	930,011	1,014,664	1,109,136	
Federal Funds	0	0	0	0	
Annual Depreciation-Lease Equivalent Payments	0	0	0	0 *	
General Fund	0	0	0	0	
Utilities	9,633,094	9,264,354	10,039,212	10,047,146	
General Fund	6,737,829	6,772,748	6,797,231	6,805,165	
Cash Funds	0	0	0	0	
Reappropriated Funds	2,895,265	2,491,606	3,241,981	3,241,981	
Federal Funds	0	0	0	0	
SUBTOTAL - (A) Administration	49,666,804	44,606,111	45,772,833	44,566,253	(2.6%)
FTE	411.9	414.7	415.8	409.3	(1.6%)
General Fund	28,935,059	28,194,207	26,389,907	26,201,527	(0.7%)
Cash Funds	0	0	3,291	3,291	0.0%
Reappropriated Funds	20,731,745	16,411,904	19,379,635	18,361,435	(5.3%)
Federal Funds	0	0	0	0	0.0%

*These lines contain decision items.

	FY 2018-19 Actual	FY 2019-20 Actual	FY 2020-21 Appropriation	FY 2021-22 Request	Request vs. Appropriation
(B) Special Purpose					
Buildings and Grounds Rental	616,336	738,440	1,193,530	1,193,530	
FTE	6.5	6.5	6.5	6.5	
General Fund	0	0	0	0	
Cash Funds	616,336	738,440	1,193,530	1,193,530	
Reappropriated Funds	0	0	0	0	
Federal Funds	0	0	0	0	
State Garage Fund	0	345,108	763,233	763,233	
FTE	2.6	2.6	2.6	2.6	
General Fund	0	0	0	0	
Cash Funds	0	0	0	0	
Reappropriated Funds	0	345,108	763,233	763,233	
Federal Funds	0	0	0	0	
SUBTOTAL - (B) Special Purpose	616,336	1,083,548	1,956,763	1,956,763	0.0%
FTE	9.1	9.1	9.1	9.1	(0.0%)
General Fund	0	0	0	0	0.0%
Cash Funds	616,336	738,440	1,193,530	1,193,530	0.0%
Reappropriated Funds	0	345,108	763,233	763,233	0.0%
Federal Funds	0	0	0	0	0.0%
(C) Indirect Cost Assessment					
Indirect Cost Assessment	350,725	350,073	259,514	312,536 *	
General Fund	0	0	0	0	
Cash Funds	339,186	334,347	231,550	243,663	
Reappropriated Funds	11,539	15,726	27,964	68,873	
Federal Funds	0	0	0	0	

*These lines contain decision items.

	FY 2018-19 Actual	FY 2019-20 Actual	FY 2020-21 Appropriation	FY 2021-22 Request	Request vs. Appropriation
SUBTOTAL - (C) Indirect Cost Assessment	350,725	350,073	259,514	312,536	20.4%
FTE	0.0	0.0	0.0	0.0	0.0%
General Fund	0	0	0	0	0.0%
Cash Funds	339,186	334,347	231,550	243,663	5.2%
Reappropriated Funds	11,539	15,726	27,964	68,873	146.3%
Federal Funds	0	0	0	0	0.0%
TOTAL - (3) Office of Operations	50,633,865	46,039,732	47,989,110	46,835,552	(2.4%)
FTE	421.0	423.8	424.9	418.4	(1.5%)
General Fund	28,935,059	28,194,207	26,389,907	26,201,527	(0.7%)
Cash Funds	955,522	1,072,787	1,428,371	1,440,484	0.8%
Reappropriated Funds	20,743,284	16,772,738	20,170,832	19,193,541	(4.8%)
Federal Funds	0	0	0	0	0.0%

*These lines contain decision items.

	FY 2018-19 Actual	FY 2019-20 Actual	FY 2020-21 Appropriation	FY 2021-22 Request	Request vs. Appropriation
(4) COUNTY ADMINISTRATION					
ist counties with the highest costs and lowest property tax values in meeting the obligation of the local match required by the state for certain public assistance programs.					
County Administration	75,334,698	61,319,920	76,649,899	76,649,899	
General Fund	25,983,531	25,515,408	25,515,408	25,515,408	
Cash Funds	15,178,197	0	15,329,979	15,329,979	
Reappropriated Funds	0	0	0	0	
Federal Funds	34,172,970	35,804,512	35,804,512	35,804,512	
County Tax Base Relief	3,879,756	3,879,756	3,879,756	3,879,756	
General Fund	3,879,756	3,879,756	3,879,756	3,879,756	
Cash Funds	0	0	0	0	
Reappropriated Funds	0	0	0	0	
Federal Funds	0	0	0	0	
County Share of Offsetting Revenues	1,580,681	1,435,254	2,986,000	2,986,000	
General Fund	0	0	0	0	
Cash Funds	1,580,681	1,435,254	2,986,000	2,986,000	
Reappropriated Funds	0	0	0	0	
Federal Funds	0	0	0	0	
County Incentive Payments	4,322,597	1,488,650	4,113,000	4,113,000	
General Fund	0	0	0	0	
Cash Funds	4,322,597	1,488,650	4,113,000	4,113,000	
Reappropriated Funds	0	0	0	0	
Federal Funds	0	0	0	0	
TOTAL - (4) County Administration	85,117,732	68,123,580	87,628,655	87,628,655	0.0%
FTE	0.0	0.0	0.0	0.0	0.0%
General Fund	29,863,287	29,395,164	29,395,164	29,395,164	0.0%
Cash Funds	21,081,475	2,923,904	22,428,979	22,428,979	0.0%
Reappropriated Funds	0	0	0	0	0.0%
Federal Funds	34,172,970	35,804,512	35,804,512	35,804,512	0.0%

*These lines contain decision items.

	FY 2018-19 Actual	FY 2019-20 Actual	FY 2020-21 Appropriation	FY 2021-22 Request	Request vs. Appropriation
(5) DIVISION OF CHILD WELFARE					
Administration	5,821,702	6,827,188	6,776,580	7,705,170	*
FTE	61.9	69.2	64.2	68.1	
General Fund	5,755,891	5,668,803	5,719,001	6,600,664	
Cash Funds	0	0	0	0	
Reappropriated Funds	65,811	57,358	65,019	65,019	
Federal Funds	0	1,101,027	992,560	1,039,487	
Continuous Quality Improvement	472,981	468,049	504,178	504,178	
FTE	6.0	6.0	6.0	6.0	
General Fund	472,981	468,049	426,288	426,288	
Cash Funds	0	0	0	0	
Reappropriated Funds	0	0	0	0	
Federal Funds	0	0	77,890	77,890	
Training	4,036,841	6,248,329	6,797,102	6,797,102	
FTE	7.0	7.0	7.0	7.0	
General Fund	2,086,652	4,209,254	3,686,370	3,686,370	
Cash Funds	52,162	0	61,224	61,224	
Reappropriated Funds	0	0	0	0	
Federal Funds	1,898,027	2,039,075	3,049,508	3,049,508	

*These lines contain decision items.

	FY 2018-19 Actual	FY 2019-20 Actual	FY 2020-21 Appropriation	FY 2021-22 Request	Request vs. Appropriation
Foster and Adoptive Parent Recruitment, Training, and Support	616,153	1,245,581	1,517,339	1,487,934	*
FTE	0.0	2.0	1.0	1.0	
General Fund	156,404	1,030,965	1,139,111	1,096,486	
Cash Funds	0	0	0	0	
Reappropriated Funds	0	0	0	0	
Federal Funds	459,749	214,616	378,228	391,448	
Adoption and Relative Guardianship Assistance	46,599,963	43,572,663	40,912,320	41,325,576	
General Fund	21,880,967	21,494,474	22,145,578	22,369,271	
Cash Funds	9,319,993	4,357,266	4,124,433	4,166,094	
Reappropriated Funds	0	0	0	0	
Federal Funds	15,399,003	17,720,923	14,642,309	14,790,211	
Child Welfare Services	350,709,973	336,133,793	353,614,720	357,154,929	*
General Fund	201,640,007	183,472,083	176,963,771	180,194,625	
Cash Funds	68,223,089	67,226,759	66,020,062	55,344,525	
Reappropriated Funds	0	0	12,977,935	13,097,360	
Federal Funds	80,846,877	85,434,951	97,652,952	108,518,419	
County Level Child Welfare Staffing	21,199,094	26,206,650	26,478,879	26,746,342	
General Fund	15,450,639	19,837,670	19,275,468	19,470,170	
Cash Funds	2,138,616	2,620,665	2,666,593	2,693,528	
Reappropriated Funds	0	0	0	0	
Federal Funds	3,609,839	3,748,315	4,536,818	4,582,644	

*These lines contain decision items.

	FY 2018-19 Actual	FY 2019-20 Actual	FY 2020-21 Appropriation	FY 2021-22 Request	Request vs. Appropriation
Permanency Services	232,500	183,419	232,500	232,500	
General Fund	232,500	183,419	232,500	232,500	
Cash Funds	0	0	0	0	
Reappropriated Funds	0	0	0	0	
Federal Funds	0	0	0	0	
Residential Placements for Children with Intellectual and Developmental Disabilities	1,118,317	2,364,455	2,343,060	2,366,727	
FTE	0.0	1.0	1.0	1.0	
General Fund	1,101,447	2,333,660	2,325,824	2,349,317	
Cash Funds	0	0	0	0	
Reappropriated Funds	0	0	0	0	
Federal Funds	16,870	30,795	17,236	17,410	
Child Welfare Prevention and Intervention Services	0	9,358,038	598,953	598,953	
General Fund	0	0	0	0	
Cash Funds	0	0	598,953	598,953	
Reappropriated Funds	0	9,358,038	0	0	
Federal Funds	0	0	0	0	
Child Welfare Legal Representation	0	0	6,009,940	6,009,940	
Cash Funds	0	0	6,009,940	6,009,940	
Family and Children's Programs	60,448,767	60,997,994	55,302,123	55,860,731	
General Fund	43,627,121	44,497,811	46,542,880	47,013,010	
Cash Funds	12,089,899	12,199,599	5,781,763	5,840,165	
Reappropriated Funds	0	0	0	0	
Federal Funds	4,731,747	4,300,584	2,977,480	3,007,556	

*These lines contain decision items.

	FY 2018-19 Actual	FY 2019-20 Actual	FY 2020-21 Appropriation	FY 2021-22 Request	Request vs. Appropriation
Performance-based Collaborative Management Incentives	4,452,709	4,287,971	4,500,000	3,750,000	*
General Fund	1,500,000	1,500,000	1,500,000	750,000	
Cash Funds	2,952,709	2,787,971	3,000,000	3,000,000	
Reappropriated Funds	0	0	0	0	
Federal Funds	0	0	0	0	
Collaborative Management Program Administration and Evaluation	369,013	372,979	356,476	356,476	
FTE	1.5	1.5	1.5	1.5	
General Fund	369,013	372,979	356,476	356,476	
Cash Funds	0	0	0	0	
Reappropriated Funds	0	0	0	0	
Federal Funds	0	0	0	0	
Independent Living Programs	2,216,147	2,686,484	2,681,756	2,681,756	*
FTE	4.0	4.0	4.0	4.0	
General Fund	0	0	0	0	
Cash Funds	0	0	0	0	
Reappropriated Funds	0	0	0	0	
Federal Funds	2,216,147	2,686,484	2,681,756	2,681,756	
Federal Child Abuse Prevention and Treatment Act Grant	1,116,637	704,075	477,600	477,600	
FTE	3.0	3.0	3.0	3.0	
General Fund	0	0	0	0	
Cash Funds	0	0	0	0	
Reappropriated Funds	0	0	0	0	
Federal Funds	1,116,637	704,075	477,600	477,600	

*These lines contain decision items.

	FY 2018-19 Actual	FY 2019-20 Actual	FY 2020-21 Appropriation	FY 2021-22 Request	Request vs. Appropriation
Hotline for Child Abuse and Neglect	3,269,632	2,139,583	3,425,372	3,425,372	
FTE	6.0	6.0	6.0	6.0	
General Fund	3,269,632	2,064,833	3,373,645	3,373,645	
Cash Funds	0	0	0	0	
Reappropriated Funds	0	0	0	0	
Federal Funds	0	74,750	51,727	51,727	
Public Awareness Campaign for Child Welfare	1,020,117	967,776	1,008,890	508,890	*
FTE	0.0	1.0	1.0	1.0	
General Fund	1,020,117	967,776	1,008,890	508,890	
Cash Funds	0	0	0	0	
Reappropriated Funds	0	0	0	0	
Federal Funds	0	0	0	0	
Interagency Prevention Programs Coordination	162,438	147,356	142,419	142,419	
FTE	0.0	1.0	1.0	1.0	
General Fund	162,438	147,356	142,419	142,419	
Cash Funds	0	0	0	0	
Reappropriated Funds	0	0	0	0	
Federal Funds	0	0	0	0	

*These lines contain decision items.

	FY 2018-19 Actual	FY 2019-20 Actual	FY 2020-21 Appropriation	FY 2021-22 Request	Request vs. Appropriation
Tony Grampsas Youth Services Program	9,512,573	10,403,348	9,618,064	9,618,064	
FTE	0.0	3.0	3.0	3.0	
General Fund	1,468,089	1,422,510	1,467,475	1,467,475	
Cash Funds	7,045,247	8,010,523	7,650,589	7,650,589	
Reappropriated Funds	999,237	970,315	500,000	500,000	
Federal Funds	0	0	0	0	
Appropriation to the Youth Mentoring Services Cash Fund	1,000,000	1,000,000	500,000	500,000	
General Fund	0	0	0	0	
Cash Funds	1,000,000	1,000,000	500,000	500,000	
Reappropriated Funds	0	0	0	0	
Federal Funds	0	0	0	0	
Indirect Cost Assessment	9,511,380	10,129,784	11,186,150	11,788,247	*
General Fund	0	0	0	0	
Cash Funds	62,907	69,164	95,632	100,668	
Reappropriated Funds	6,163	59,569	58,780	62,916	
Federal Funds	9,442,310	10,001,051	11,031,738	11,624,663	
Title IV-E Waiver and Evaluation Development	250,000	0	0	0	
General Fund	125,000	0	0	0	
Cash Funds	0	0	0	0	
Reappropriated Funds	0	0	0	0	
Federal Funds	125,000	0	0	0	

*These lines contain decision items.

	FY 2018-19 Actual	FY 2019-20 Actual	FY 2020-21 Appropriation	FY 2021-22 Request	Request vs. Appropriation
Title IV-E Waiver Demonstration	3,858,540	3,968,614	0	0	
General Fund	0	0	0	0	
Cash Funds	3,858,540	3,968,614	0	0	
Reappropriated Funds	0	0	0	0	
Federal Funds	0	0	0	0	
Appropriation to the Child Welfare Prevention and Intervention Services Cash Fund	0	9,358,038	0	0	
General Fund	0	9,358,038	0	0	
Cash Funds	0	0	0	0	
Reappropriated Funds	0	0	0	0	
Federal Funds	0	0	0	0	
Child Welfare Legal Representation	0	2,370,740	0	0	
General Fund	0	0	0	0	
Cash Funds	0	2,370,740	0	0	
Reappropriated Funds	0	0	0	0	
Federal Funds	0	0	0	0	
TOTAL - (5) Division of Child Welfare	527,995,477	542,142,907	534,984,421	540,038,906	0.9%
FTE	89.4	104.7	98.7	102.6	4.0%
General Fund	300,318,898	299,029,680	286,305,696	290,037,606	1.3%
Cash Funds	106,743,162	104,611,301	96,509,189	85,965,686	(10.9%)
Reappropriated Funds	1,071,211	10,445,280	13,601,734	13,725,295	0.9%
Federal Funds	119,862,206	128,056,646	138,567,802	150,310,319	8.5%

*These lines contain decision items.

	FY 2018-19 Actual	FY 2019-20 Actual	FY 2020-21 Appropriation	FY 2021-22 Request	Request vs. Appropriation

(6) OFFICE OF EARLY CHILDHOOD

suant to federal law; and frunds received from Part C of the federal Individuals with Disabilities Education Improvement Act. Reappropriated funds are Medicaid funds transferred from the Department of Health Care Policy and Financing.

(A) Division of Early Care and Learning

Early Childhood Councils	2,926,453	1,935,214	1,991,133	1,991,133
FTE	1.0	1.0	1.0	1.0
General Fund	977,524	0	0	0
Cash Funds	0	0	0	0
Reappropriated Funds	0	0	0	0
Federal Funds	1,948,929	1,935,214	1,991,133	1,991,133
Child Care Licensing and Administration	9,619,893	9,476,769	10,621,736	10,756,082
FTE	54.0	54.3	60.0	60.0
General Fund	2,815,328	2,442,929	2,674,855	2,691,425
Cash Funds	1,416,159	1,307,543	1,633,856	1,633,856
Reappropriated Funds	0	0	0	0
Federal Funds	5,388,406	5,726,297	6,313,025	6,430,801
Fine Assessed Against Licenses	24,757	812	10,000	10,000
General Fund	0	0	0	0
Cash Funds	24,757	812	10,000	10,000
Reappropriated Funds	0	0	0	0
Federal Funds	0	0	0	0

*These lines contain decision items.

	FY 2018-19 Actual	FY 2019-20 Actual	FY 2020-21 Appropriation	FY 2021-22 Request	Request vs. Appropriation
Child Care Assistance Program	109,274,242	109,892,042	130,162,609	133,206,355	
FTE	0.0	0.0	0.0	0.0	
General Fund	29,039,745	29,410,508	28,190,496	29,586,765	
Cash Funds	11,498,093	0	13,332,375	14,551,476	
Reappropriated Funds	0	0	0	0	
Federal Funds	68,736,404	80,481,534	88,639,738	89,068,114	
Intrastate CCCAP Redistribution	0	12,049,476	905,061	500,000	
General Fund	0	0	0	0	
Cash Funds	0	0	0	0	
Reappropriated Funds	0	0	0	0	
Federal Funds	0	12,049,476	905,061	500,000	
Colorado Child Care Assistance Cliff Effect Pilot Program	0	0	0	0	
FTE	0.0	0.0	0.0	0.0	
General Fund	7,171	0	0	0	
Cash Funds	0	0	0	0	
Reappropriated Funds	0	0	0	0	
Federal Funds	(7,171)	0	0	0	
Colorado Child Care Assistance Program Market Rate Study	60,000	13,527	75,000	20,000	*
General Fund	55,000	13,527	55,000	0	
Cash Funds	0	0	0	0	
Reappropriated Funds	0	0	0	0	
Federal Funds	5,000	0	20,000	20,000	

*These lines contain decision items.

	FY 2018-19 Actual	FY 2019-20 Actual	FY 2020-21 Appropriation	FY 2021-22 Request	Request vs. Appropriation
Child Care Grants for Quality and Availability and Federal Targeted Funds Requirements	7,279,024	18,514,599	10,651,143	14,884,480	*
FTE	1.0	0.0	2.8	3.0	
General Fund	4,783,949	4,763,638	4,454,426	4,404,426	
Cash Funds	0	500,000	385	385	
Reappropriated Funds	0	0	0	0	
Federal Funds	2,495,075	13,250,961	6,196,332	10,479,669	
School-readiness Quality Improvement Program	1,768,222	2,036,411	2,239,037	2,239,037	
FTE	0.0	1.0	1.0	1.0	
General Fund	0	0	0	0	
Cash Funds	0	0	0	0	
Reappropriated Funds	0	0	0	0	
Federal Funds	1,768,222	2,036,411	2,239,037	2,239,037	
Continuation of Child Care Quality Initiatives	2,467,848	2,716,376	2,917,156	2,917,156	
FTE	14.6	14.6	14.6	14.6	
General Fund	0	0	0	0	
Cash Funds	0	0	0	0	
Reappropriated Funds	0	0	0	0	
Federal Funds	2,467,848	2,716,376	2,917,156	2,917,156	
Child Care Assistance Program Support	1,539,512	1,135,347	1,200,000	1,200,000	
General Fund	0	0	0	0	
Cash Funds	0	0	0	0	
Reappropriated Funds	0	0	0	0	
Federal Funds	1,539,512	1,135,347	1,200,000	1,200,000	

*These lines contain decision items.

	FY 2018-19 Actual	FY 2019-20 Actual	FY 2020-21 Appropriation	FY 2021-22 Request	Request vs. Appropriation
Early Literacy Book Distribution Partnership	100,000	100,000	0	0	
General Fund	100,000	100,000	0	0	
Cash Funds	0	0	0	0	
Reappropriated Funds	0	0	0	0	
Federal Funds	0	0	0	0	
Child Care Services and Substance Use Disorder Treatment Pilot Program	0	429,998	0	0	
FTE	0.0	0.0	0.0	0.0	
General Fund	0	429,998	0	0	
Cash Funds	0	0	0	0	
Reappropriated Funds	0	0	0	0	
Federal Funds	0	0	0	0	
Early Childhood Workforce Supports	419,425	0	0	0	
FTE	0.0	0.0	0.0	0.0	
General Fund	419,425	0	0	0	
Cash Funds	0	0	0	0	
Reappropriated Funds	0	0	0	0	
Federal Funds	0	0	0	0	
SUBTOTAL - (A) Division of Early Care and Learning	135,479,376	158,300,571	160,772,875	167,724,243	4.3%
FTE	70.6	70.9	79.4	79.6	0.3%
General Fund	38,198,142	37,160,600	35,374,777	36,682,616	3.7%
Cash Funds	12,939,009	1,808,355	14,976,616	16,195,717	8.1%
Reappropriated Funds	0	0	0	0	0.0%
Federal Funds	84,342,225	119,331,616	110,421,482	114,845,910	4.0%

*These lines contain decision items.

	FY 2018-19 Actual	FY 2019-20 Actual	FY 2020-21 Appropriation	FY 2021-22 Request	Request vs. Appropriation
(B) Division of Community and Family Support					
Promoting Safe and Stable Families	3,581,504	3,401,004	4,626,992	4,626,992	
FTE	2.0	2.0	2.0	2.0	
General Fund	65,165	53,928	55,519	55,519	
Cash Funds	0	0	1,074,400	1,074,400	
Reappropriated Funds	0	0	0	0	
Federal Funds	3,516,339	3,347,076	3,497,073	3,497,073	
Early Childhood Mental Health Services	2,846,618	2,634,264	3,045,410	3,074,186	*
FTE	0.7	0.7	0.7	0.7	
General Fund	1,308,418	1,248,562	1,286,964	1,170,940	
Cash Funds	0	0	0	0	
Reappropriated Funds	0	0	0	0	
Federal Funds	1,538,200	1,385,702	1,758,446	1,903,246	
Early Intervention Services	60,815,817	62,579,873	67,038,480	62,195,359	*
FTE	7.5	7.5	7.5	7.5	
General Fund	39,720,428	41,538,022	41,210,055	36,366,934	
Cash Funds	12,594,036	13,198,112	10,509,980	10,509,980	
Reappropriated Funds	0	0	7,968,022	7,968,022	
Federal Funds	8,501,353	7,843,739	7,350,423	7,350,423	
Early Intervention Evaluations	1,772,763	2,500,000	2,456,185	5,007,498 1.0	*
General Fund	1,772,763	2,500,000	2,256,185	4,807,498	
Cash Funds	0	0	0	0	
Reappropriated Funds	0	0	0	0	
Federal Funds	0	0	200,000	200,000	
Colorado Children's Trust Fund	1,448,171	1,486,081	1,171,018	1,171,018	
FTE	1.5	1.5	1.5	1.5	
General Fund	83,644	203,020	0	0	
Cash Funds	291,981	132,907	362,050	362,050	
Reappropriated Funds	0	0	0	0	
Federal Funds	1,072,546	1,150,154	808,968	808,968	

*These lines contain decision items.

	FY 2018-19 Actual	FY 2019-20 Actual	FY 2020-21 Appropriation	FY 2021-22 Request	Request vs. Appropriation
Nurse Home Visitor Program	22,561,229	22,839,427	25,184,132	25,697,933	*
FTE	3.0	3.0	3.0	3.0	
General Fund	0	0	0	0	
Cash Funds	20,440,952	20,469,014	23,420,795	23,934,596	
Reappropriated Funds	0	0	0	0	
Federal Funds	2,120,277	2,370,413	1,763,337	1,763,337	
Family Support Services	752,493	1,133,437	730,423	737,174	
FTE	0.0	0.5	0.5	0.5	
General Fund	772,462	1,133,437	730,423	737,174	
Cash Funds	0	0	0	0	
Reappropriated Funds	0	0	0	0	
Federal Funds	(19,969)	0	0	0	
Community Child Abuse Prevention Services	8,448,285	7,503,283	8,100,556	8,182,206	
FTE	2.0	2.0	2.0	2.0	
General Fund	8,511,722	7,503,283	8,100,556	8,182,206	
Cash Funds	0	0	0	0	
Reappropriated Funds	0	0	0	0	
Federal Funds	(63,437)	0	0	0	
Home Visiting for School Readiness	571,249	543,190	571,946	577,665	
FTE	0.0	0.0	0.0	0.0	
General Fund	571,249	543,190	571,946	577,665	
Cash Funds	0	0	0	0	
Reappropriated Funds	0	0	0	0	
Federal Funds	0	0	0	0	

*These lines contain decision items.

	FY 2018-19 Actual	FY 2019-20 Actual	FY 2020-21 Appropriation	FY 2021-22 Request	Request vs. Appropriation
Incredible Years Program	584,823	848,289	846,029	851,043	
FTE	1.1	1.1	1.1	1.1	
General Fund	114,076	169,775	0	0	
Cash Funds	473,908	678,514	846,029	851,043	
Reappropriated Funds	0	0	0	0	
Federal Funds	(3,161)	0	0	0	
SUBTOTAL - (B) Division of Community and Family Support	103,382,952	105,468,848	113,771,171	112,121,074	(1.5%)
FTE	17.8	18.3	18.3	19.3	5.5%
General Fund	52,919,927	54,893,217	54,211,648	51,897,936	(4.3%)
Cash Funds	33,800,877	34,478,547	36,213,254	36,732,069	1.4%
Reappropriated Funds	0	0	7,968,022	7,968,022	0.0%
Federal Funds	16,662,148	16,097,084	15,378,247	15,523,047	0.9%

*These lines contain decision items.

	FY 2018-19 Actual	FY 2019-20 Actual	FY 2020-21 Appropriation	FY 2021-22 Request	Request vs. Appropriation
(C) Indirect Cost Assessment					
Indirect Cost Assessment	3,141,377	3,651,162	3,610,347	3,804,152 *	
General Fund	0	0	0	0	
Cash Funds	132,817	163,031	182,130	191,657	
Reappropriated Funds	0	0	0	0	
Federal Funds	3,008,560	3,488,131	3,428,217	3,612,495	
SUBTOTAL - (C) Indirect Cost Assessment	3,141,377	3,651,162	3,610,347	3,804,152	5.4%
FTE	0.0	0.0	0.0	0.0	0.0%
General Fund	0	0	0	0	0.0%
Cash Funds	132,817	163,031	182,130	191,657	5.2%
Reappropriated Funds	0	0	0	0	0.0%
Federal Funds	3,008,560	3,488,131	3,428,217	3,612,495	5.4%
TOTAL - (6) Office of Early Childhood	242,003,705	267,420,581	278,154,393	283,649,469	2.0%
FTE	88.4	89.2	97.7	98.9	1.2%
General Fund	91,118,069	92,053,817	89,586,425	88,580,552	(1.1%)
Cash Funds	46,872,703	36,449,933	51,372,000	53,119,443	3.4%
Reappropriated Funds	0	0	7,968,022	7,968,022	0.0%
Federal Funds	104,012,933	138,916,831	129,227,946	133,981,452	3.7%

*These lines contain decision items.

	FY 2018-19 Actual	FY 2019-20 Actual	FY 2020-21 Appropriation	FY 2021-22 Request	Request vs. Appropriation
(7) OFFICE OF SELF SUFFICIENCY					
and disability determination services.					
(A) Administration					
Personal Services	763,351	785,234	953,195	953,195	
FTE	15.0	15.0	15.0	15.0	
General Fund	364,543	369,783	376,713	376,713	
Cash Funds	0	0	0	0	
Reappropriated Funds	0	0	0	0	
Federal Funds	398,808	415,451	576,482	576,482	
Operating Expenses	41,883	27,883	27,883	27,883	
General Fund	41,883	27,883	27,883	27,883	
Cash Funds	0	0	0	0	
Reappropriated Funds	0	0	0	0	
Federal Funds	0	0	0	0	
SUBTOTAL - (A) Administration	805,234	813,117	981,078	981,078	0.0%
FTE	15.0	15.0	15.0	15.0	0.0%
General Fund	406,426	397,666	404,596	404,596	0.0%
Cash Funds	0	0	0	0	0.0%
Reappropriated Funds	0	0	0	0	0.0%
Federal Funds	398,808	415,451	576,482	576,482	0.0%

*These lines contain decision items.

	FY 2018-19 Actual	FY 2019-20 Actual	FY 2020-21 Appropriation	FY 2021-22 Request	Request vs. Appropriation
(B) Colorado Works Program					
Administration	3,443,791	2,969,589	4,093,608	4,093,608	
FTE	19.8	20.0	20.0	20.0	
General Fund	0	0	0	0	
Cash Funds	0	0	0	0	
Reappropriated Funds	0	0	0	0	
Federal Funds	3,443,791	2,969,589	4,093,608	4,093,608	
County Block Grants	146,403,853	128,262,357	158,972,587	150,548,087	
General Fund	0	0	0	0	
Cash Funds	22,150,893	64,000	22,349,730	22,349,730	
Reappropriated Funds	0	0	0	0	
Federal Funds	124,252,960	128,198,357	136,622,857	128,198,357	
County Training	299,918	287,714	392,827	392,827	
FTE	2.0	2.0	2.0	2.0	
General Fund	0	0	0	0	
Cash Funds	0	0	0	0	
Reappropriated Funds	0	0	0	0	
Federal Funds	299,918	287,714	392,827	392,827	
Domestic Abuse Program - COVID Relief Funds	0	0	500,000	500,000	
General Fund	0	0	500,000	500,000	

*These lines contain decision items.

	FY 2018-19 Actual	FY 2019-20 Actual	FY 2020-21 Appropriation	FY 2021-22 Request	Request vs. Appropriation
Domestic Abuse Program	1,615,863	1,748,964	1,891,913	1,891,913	
FTE	2.7	2.7	2.7	2.7	
General Fund	0	0	0	0	
Cash Funds	986,186	1,119,287	1,262,236	1,262,236	
Reappropriated Funds	0	0	0	0	
Federal Funds	629,677	629,677	629,677	629,677	
Works Program Evaluation	486,723	488,173	495,440	495,440	
General Fund	0	0	0	0	
Cash Funds	0	0	0	0	
Reappropriated Funds	0	0	0	0	
Federal Funds	486,723	488,173	495,440	495,440	
Workforce Development Council	76,211	76,211	111,211	111,211	
General Fund	0	0	0	0	
Cash Funds	0	0	0	0	
Reappropriated Funds	0	0	0	0	
Federal Funds	76,211	76,211	111,211	111,211	
Transitional Jobs Programs	2,341,630	2,555,466	2,569,393	2,569,393	
FTE	2.0	0.0	2.0	2.0	
General Fund	2,383,629	2,555,466	2,569,393	2,569,393	
Cash Funds	0	0	0	0	
Reappropriated Funds	0	0	0	0	
Federal Funds	(41,999)	0	0	0	

*These lines contain decision items.

	FY 2018-19 Actual	FY 2019-20 Actual	FY 2020-21 Appropriation	FY 2021-22 Request	Request vs. Appropriation
Employment Opportunities With Wages Program	3,789,471	3,639,189	0	3,999,360 *	
General Fund	0	0	0	0	
Cash Funds	0	0	0	0	
Reappropriated Funds	0	0	0	0	
Federal Funds	3,789,471	3,639,189	0	3,999,360	
Child Support Services Program	0	0	1,819,966	1,819,966	
FTE	0.0	1.0	1.0	1.0	
General Fund	0	0	0	0	
Cash Funds	0	0	0	0	
Reappropriated Funds	0	0	0	0	
Federal Funds	0	0	1,819,966	1,819,966	
SUBTOTAL - (B) Colorado Works Program	158,457,460	140,027,663	170,846,945	166,421,805	(2.6%)
FTE	26.5	25.7	27.7	27.7	(0.0%)
General Fund	2,383,629	2,555,466	3,069,393	3,069,393	0.0%
Cash Funds	23,137,079	1,183,287	23,611,966	23,611,966	0.0%
Reappropriated Funds	0	0	0	0	0.0%
Federal Funds	132,936,752	136,288,910	144,165,586	139,740,446	(3.1%)

*These lines contain decision items.

	FY 2018-19 Actual	FY 2019-20 Actual	FY 2020-21 Appropriation	FY 2021-22 Request	Request vs. Appropriation
(C) Special Purpose Welfare Programs					
Low Income Energy Assistance Program	51,220,175	68,090,658	48,185,763	48,185,763	
FTE	5.2	5.2	5.2	5.2	
General Fund	0	0	0	0	
Cash Funds	0	4,250,000	4,250,000	4,250,000	
Reappropriated Funds	0	0	0	0	
Federal Funds	51,220,175	63,840,658	43,935,763	43,935,763	
Supplemental Nutrition Assistance Program Administration	2,006,763	1,525,592	2,661,425	2,775,843	
FTE	16.3	15.0	15.0	15.0	
General Fund	2,263,295	10,119	1,221,371	1,335,789	
Cash Funds	0	0	0	0	
Reappropriated Funds	0	0	0	0	
Federal Funds	(256,532)	1,515,473	1,440,054	1,440,054	
Supplemental Nutrition Assistance Program State Staff Training	18,124	18,422	25,000	25,000	
General Fund	9,062	9,211	12,500	12,500	
Cash Funds	0	0	0	0	
Reappropriated Funds	0	0	0	0	
Federal Funds	9,062	9,211	12,500	12,500	

*These lines contain decision items.

	FY 2018-19 Actual	FY 2019-20 Actual	FY 2020-21 Appropriation	FY 2021-22 Request	Request vs. Appropriation
Food Stamp Job Search Units - Program Costs	5,212,824	4,960,642	2,099,506	2,099,506	
FTE	6.2	6.2	6.2	6.2	
General Fund	143,467	189,409	190,705	190,705	
Cash Funds	0	0	413,436	413,436	
Reappropriated Funds	0	0	0	0	
Federal Funds	5,069,357	4,771,233	1,495,365	1,495,365	
Food Stamp Job Search Units - Supportive Services	209,161	178,729	261,452	261,452	
General Fund	78,435	67,023	78,435	78,435	
Cash Funds	0	0	52,291	52,291	
Reappropriated Funds	0	0	0	0	
Federal Funds	130,726	111,706	130,726	130,726	
Food Distribution Program	1,625,704	1,129,280	730,316	1,451,055	*
FTE	6.5	0.0	6.5	6.9	
General Fund	521,362	146,993	151,156	389,556	
Cash Funds	72,879	61,349	266,486	323,825	
Reappropriated Funds	0	0	0	0	
Federal Funds	1,031,463	920,938	312,674	737,674	
Income Tax Offset	3,042	1,419	4,128	4,128	
General Fund	1,765	930	2,064	2,064	
Cash Funds	0	0	0	0	
Reappropriated Funds	0	0	0	0	
Federal Funds	1,277	489	2,064	2,064	

*These lines contain decision items.

	FY 2018-19 Actual	FY 2019-20 Actual	FY 2020-21 Appropriation	FY 2021-22 Request	Request vs. Appropriation
Electronic Benefits Transfer Service	1,464,132	1,812,313	3,782,558	3,782,558	
FTE	7.0	7.0	7.0	7.0	
General Fund	689,236	926,040	1,019,559	1,019,559	
Cash Funds	62,056	33,950	1,011,174	1,011,174	
Reappropriated Funds	0	0	0	0	
Federal Funds	712,840	852,323	1,751,825	1,751,825	
Refugee Assistance	8,846,960	9,974,323	10,838,241	10,856,865	
FTE	10.0	10.0	10.0	10.0	
General Fund	0	0	0	0	
Cash Funds	0	0	0	0	
Reappropriated Funds	0	0	0	0	
Federal Funds	8,846,960	9,974,323	10,838,241	10,856,865	
Systematic Alien Verification for Eligibility	30,339	29,108	45,898	45,898	
FTE	1.0	0.0	1.0	1.0	
General Fund	5,222	3,341	6,386	6,386	
Cash Funds	747	672	2,541	2,541	
Reappropriated Funds	20,702	19,813	28,307	28,307	
Federal Funds	3,668	5,282	8,664	8,664	
SUBTOTAL - (C) Special Purpose Welfare Programs	70,637,224	87,720,486	68,634,287	69,488,068	1.2%
FTE	52.2	43.4	50.9	51.3	0.8%
General Fund	3,711,844	1,353,066	2,682,176	3,034,994	13.2%
Cash Funds	135,682	4,345,971	5,995,928	6,053,267	1.0%
Reappropriated Funds	20,702	19,813	28,307	28,307	0.0%
Federal Funds	66,768,996	82,001,636	59,927,876	60,371,500	0.7%

*These lines contain decision items.

	FY 2018-19 Actual	FY 2019-20 Actual	FY 2020-21 Appropriation	FY 2021-22 Request	Request vs. Appropriation
(D) Child Support Enforcement					
Automated Child Support Enforcement System	9,125,867	8,293,342	9,411,896	9,411,896	
FTE	16.9	16.9	16.9	16.9	
General Fund	2,751,827	2,604,237	2,631,644	2,631,644	
Cash Funds	516,685	448,738	877,141	877,141	
Reappropriated Funds	0	0	0	0	
Federal Funds	5,857,355	5,240,367	5,903,111	5,903,111	
Child Support Enforcement	6,634,635	7,027,764	7,370,156	7,523,725	
FTE	24.5	24.5	24.5	24.5	
General Fund	5,616,947	5,525,511	5,490,114	5,643,683	
Cash Funds	77,697	0	171,955	171,955	
Reappropriated Funds	0	0	0	0	
Federal Funds	939,991	1,502,253	1,708,087	1,708,087	
SUBTOTAL - (D) Child Support Enforcement	15,760,502	15,321,106	16,782,052	16,935,621	0.9%
FTE	41.4	41.4	41.4	41.4	0.0%
General Fund	8,368,774	8,129,748	8,121,758	8,275,327	1.9%
Cash Funds	594,382	448,738	1,049,096	1,049,096	0.0%
Reappropriated Funds	0	0	0	0	0.0%
Federal Funds	6,797,346	6,742,620	7,611,198	7,611,198	0.0%

*These lines contain decision items.

	FY 2018-19 Actual	FY 2019-20 Actual	FY 2020-21 Appropriation	FY 2021-22 Request	Request vs. Appropriation
(E) Disability Determination Services					
Program Costs	23,053,230	23,748,898	18,923,092	18,923,092	
FTE	121.7	121.7	121.7	121.7	
General Fund	0	0	0	0	
Cash Funds	0	0	0	0	
Reappropriated Funds	0	0	0	0	
Federal Funds	23,053,230	23,748,898	18,923,092	18,923,092	
SUBTOTAL - (E) Disability Determination Services	23,053,230	23,748,898	18,923,092	18,923,092	0.0%
FTE	121.7	121.7	121.7	121.7	0.0%
General Fund	0	0	0	0	0.0%
Cash Funds	0	0	0	0	0.0%
Reappropriated Funds	0	0	0	0	0.0%
Federal Funds	23,053,230	23,748,898	18,923,092	18,923,092	0.0%
(F) Indirect Cost Assessment					
Indirect Cost Assessment	17,249,180	19,267,163	22,723,856	24,032,439 *	
General Fund	0	0	0	0	
Cash Funds	318,317	95,439	111,901	117,742	
Reappropriated Funds	2,422,596	2,539,195	5,497,159	5,879,876	
Federal Funds	14,508,267	16,632,529	17,114,796	18,034,821	
SUBTOTAL - (F) Indirect Cost Assessment	17,249,180	19,267,163	22,723,856	24,032,439	5.8%
FTE	0.0	0.0	0.0	0.0	0.0%
General Fund	0	0	0	0	0.0%
Cash Funds	318,317	95,439	111,901	117,742	5.2%
Reappropriated Funds	2,422,596	2,539,195	5,497,159	5,879,876	7.0%
Federal Funds	14,508,267	16,632,529	17,114,796	18,034,821	5.4%
TOTAL - (7) Office of Self Sufficiency	285,962,830	286,898,433	298,891,310	296,782,103	(0.7%)
FTE	256.8	247.2	256.7	257.1	0.2%
General Fund	14,870,673	12,435,946	14,277,923	14,784,310	3.5%
Cash Funds	24,185,460	6,073,435	30,768,891	30,832,071	0.2%
Reappropriated Funds	2,443,298	2,559,008	5,525,466	5,908,183	6.9%
Federal Funds	244,463,399	265,830,044	248,319,030	245,257,539	(1.2%)

*These lines contain decision items.

	FY 2018-19 Actual	FY 2019-20 Actual	FY 2020-21 Appropriation	FY 2021-22 Request	Request vs. Appropriation

(8) OFFICE OF BEHAVIORAL HEALTH

Services Block Grant, transfers from the Judicial Branch (originating as General Fund and drug offender surcharge revenues), and patient revenues.

(A) Community Behavioral Health Administration

ijuana Tax Cash Fund.

Personal Services	6,886,543	9,393,587	7,764,345	8,170,714	*
FTE	76.6	85.9	79.8	84.0	
General Fund	2,403,476	2,307,978	2,247,890	2,501,941	
Cash Funds	349,880	455,824	730,253	882,571	
Reappropriated Funds	813,310	783,378	1,287,268	1,287,268	
Federal Funds	3,319,877	5,846,407	3,498,934	3,498,934	
Operating Expenses	333,537	408,113	325,525	343,434	*
General Fund	37,562	47,143	31,704	32,939	
Cash Funds	61,998	66,453	58,894	75,568	
Reappropriated Funds	16,266	11,418	16,266	16,266	
Federal Funds	217,711	283,099	218,661	218,661	
Federal Programs and Grants	0	0	21,000	21,000	
FTE	0.0	0.0	0.0	0.0	
General Fund	0	0	0	0	
Cash Funds	0	0	0	0	
Reappropriated Funds	0	0	0	0	
Federal Funds	0	0	21,000	21,000	

*These lines contain decision items.

	FY 2018-19 Actual	FY 2019-20 Actual	FY 2020-21 Appropriation	FY 2021-22 Request	Request vs. Appropriation
SUBTOTAL - (A) Community Behavioral Health Administration	7,220,080	9,801,700	8,110,870	8,535,148	5.2%
FTE	76.6	85.9	79.8	84.0	5.3%
General Fund	2,441,038	2,355,121	2,279,594	2,534,880	11.2%
Cash Funds	411,878	522,277	789,147	958,139	21.4%
Reappropriated Funds	829,576	794,796	1,303,534	1,303,534	0.0%
Federal Funds	3,537,588	6,129,506	3,738,595	3,738,595	0.0%

(B) Community-based Mental Health Services

General Fund, the federal Mental Health Services Block Grant, and the Marijuana Tax Cash Fund.

Mental Health Community Programs	34,661,641	42,917,418	35,610,235	35,886,706	*
General Fund	26,987,027	27,584,997	27,370,658	27,647,129	
Cash Funds	0	0	0	0	
Reappropriated Funds	0	0	0	0	
Federal Funds	7,674,614	15,332,421	8,239,577	8,239,577	
ACT Programs and Other Alternatives to the MHIs	0	16,889,426	15,721,007	16,889,906	
General Fund	0	16,889,426	15,721,007	16,889,906	
Cash Funds	0	0	0	0	
Reappropriated Funds	0	0	0	0	
Federal Funds	0	0	0	0	
Mental Health Services for Juvenile and Adult Offenders	5,530,355	5,604,786	4,653,735	4,377,509	*
General Fund	0	0	0	0	
Cash Funds	5,530,355	5,604,786	4,653,735	4,377,509	
Reappropriated Funds	0	0	0	0	
Federal Funds	0	0	0	0	
Children and Youth Mental Health Treatment Act	2,878,307	2,962,390	3,054,427	3,085,317	
General Fund	2,471,060	2,544,663	2,516,052	2,541,499	
Cash Funds	407,247	417,727	413,031	417,208	
Reappropriated Funds	0	0	125,344	126,610	
Federal Funds	0	0	0	0	

*These lines contain decision items.

	FY 2018-19 Actual	FY 2019-20 Actual	FY 2020-21 Appropriation	FY 2021-22 Request	Request vs. Appropriation
Assertive Community Treatment Programs	16,486,643	0	0	0	
General Fund	16,486,643	0	0	0	
Cash Funds	0	0	0	0	
Reappropriated Funds	0	0	0	0	
Federal Funds	0	0	0	0	
SUBTOTAL - (B) Community-based Mental Health Services	59,556,946	68,374,020	59,039,404	60,239,438	2.0%
FTE	0.0	0.0	0.0	0.0	0.0%
General Fund	45,944,730	47,019,086	45,607,717	47,078,534	3.2%
Cash Funds	5,937,602	6,022,513	5,066,766	4,794,717	(5.4%)
Reappropriated Funds	0	0	125,344	126,610	1.0%
Federal Funds	7,674,614	15,332,421	8,239,577	8,239,577	0.0%

*These lines contain decision items.

	FY 2018-19 Actual	FY 2019-20 Actual	FY 2020-21 Appropriation	FY 2021-22 Request	Request vs. Appropriation

(C) Substance Use Treatment and Prevention Services

er Cash Fund, transfers from the Department of Health Care Policy and Financing (which originate as General Fund and federal Medicaid funds), and transfers from the Judicial Branch (which originate as General Fund and drug offender surcharge revenue).

FY 2017-18 Long Bill Structure

Treatment and Detoxification Programs	31,657,871	59,878,485	32,243,507	34,060,172	*
FTE	0.0	0.0	2.1	2.1	
General Fund	12,541,319	12,928,000	12,204,598	2,948,481	
Cash Funds	277,860	2,089,448	845,442	11,918,224	
Reappropriated Funds	0	0	0	0	
Federal Funds	18,838,692	44,861,037	19,193,467	19,193,467	
Increasing Access to Effective Substance Use Disorder Services	14,874,201	16,175,557	13,921,095	10,157,266	*
General Fund	0	0	0	0	
Cash Funds	14,874,201	16,175,557	13,921,095	10,157,266	
Reappropriated Funds	0	0	0	0	
Federal Funds	0	0	0	0	
Prevention Contracts	5,545,439	6,259,140	6,418,095	6,418,559	
General Fund	35,427	27,695	35,930	36,293	
Cash Funds	39,057	484,234	51,149	51,250	
Reappropriated Funds	0	0	0	0	
Federal Funds	5,470,955	5,747,211	6,331,016	6,331,016	

*These lines contain decision items.

	FY 2018-19 Actual	FY 2019-20 Actual	FY 2020-21 Appropriation	FY 2021-22 Request	Request vs. Appropriation
Community Prevention and Treatment Programs	2,626,310	2,379,633	5,848,935	5,856,752	
FTE	0.0	0.0	0.0	0.0	
General Fund	9,946	9,800	10,087	10,189	
Cash Funds	2,616,364	2,369,833	2,451,030	2,458,745	
Reappropriated Funds	0	0	0	0	
Federal Funds	0	0	3,387,818	3,387,818	
Offender Services	3,932,583	4,514,851	3,776,485	4,574,702	
FTE	0.0	0.0	0.0	0.0	
General Fund	2,952,828	3,061,082	2,271,312	3,054,325	
Cash Funds	0	0	0	0	
Reappropriated Funds	979,755	1,453,769	1,505,173	1,520,377	
Federal Funds	0	0	0	0	
High Risk Pregnant Women Program	138,241	0	1,183,268	1,201,654	
General Fund	0	0	0	0	
Cash Funds	0	0	0	0	
Reappropriated Funds	138,241	0	1,183,268	1,201,654	
Federal Funds	0	0	0	0	
Gambling Addiction Counseling Services	32,604	49,997	0	100,000	
General Fund	0	0	0	0	
Cash Funds	32,604	49,997	0	100,000	
Reappropriated Funds	0	0	0	0	
Federal Funds	0	0	0	0	
SUBTOTAL -	58,807,249	89,257,663	63,391,385	62,369,105	(1.6%)
FTE	0.0	0.0	2.1	2.1	0.0%
General Fund	15,539,520	16,026,577	14,521,927	6,049,288	(58.3%)
Cash Funds	17,840,086	21,169,069	17,268,716	24,685,485	42.9%
Reappropriated Funds	1,117,996	1,453,769	2,688,441	2,722,031	1.2%
Federal Funds	24,309,647	50,608,248	28,912,301	28,912,301	0.0%

*These lines contain decision items.

	FY 2018-19 Actual	FY 2019-20 Actual	FY 2020-21 Appropriation	FY 2021-22 Request	Request vs. Appropriation
SUBTOTAL - (C) Substance Use Treatment and Prevention Services	58,807,249	89,257,663	63,391,385	62,369,105	(1.6%)
FTE	0.0	0.0	2.1	2.1	0.0%
General Fund	15,539,520	16,026,577	14,521,927	6,049,288	(58.3%)
Cash Funds	17,840,086	21,169,069	17,268,716	24,685,485	42.9%
Reappropriated Funds	1,117,996	1,453,769	2,688,441	2,722,031	1.2%
Federal Funds	24,309,647	50,608,248	28,912,301	28,912,301	0.0%

(D) Integrated Behavioral Health Services

al Fund, the Marijuana Tax Cash Fund, and transfers from the Judicial Branch (which originate as General Fund and drug offender surcharge revenue).

Crisis Response System - Walk-in, Stabilization, Mobile, Residential, and Respite Services	28,071,729	28,079,269	27,798,476	28,989,269	*
General Fund	23,506,902	24,081,881	23,841,062	24,991,881	
Cash Funds	4,564,827	3,997,388	3,957,414	3,997,388	
Reappropriated Funds	0	0	0	0	
Federal Funds	0	0	0	0	

*These lines contain decision items.

	FY 2018-19 Actual	FY 2019-20 Actual	FY 2020-21 Appropriation	FY 2021-22 Request	Request vs. Appropriation
Behavioral Health Crisis Response System Secure Transportation Pilot Programs	0	546,639	0	546,639	
General Fund	0	0	0	0	
Cash Funds	0	546,639	0	546,639	
Reappropriated Funds	0	0	0	0	
Federal Funds	0	0	0	0	
Crisis Response System - Telephone Hotline	3,068,291	3,698,556	3,503,226	3,872,820	
General Fund	3,068,291	3,538,410	3,503,226	3,538,410	
Cash Funds	0	160,146	0	334,410	
Reappropriated Funds	0	0	0	0	
Federal Funds	0	0	0	0	
Crisis Response System - Marketing	600,000	588,377	0	600,000	
General Fund	600,000	588,377	0	600,000	
Cash Funds	0	0	0	0	
Reappropriated Funds	0	0	0	0	
Federal Funds	0	0	0	0	
Community Transition Services	2,128,738	6,211,134	6,634,023	7,311,134	
General Fund	2,128,738	6,211,134	6,634,023	7,311,134	
Cash Funds	0	0	0	0	
Reappropriated Funds	0	0	0	0	
Federal Funds	0	0	0	0	

*These lines contain decision items.

	FY 2018-19 Actual	FY 2019-20 Actual	FY 2020-21 Appropriation	FY 2021-22 Request	Request vs. Appropriation
Criminal Justice Diversion Programs	3,924,204	5,253,026	6,797,182	7,241,144	
FTE	1.3	2.1	2.1	2.3	
General Fund	0	659,074	1,165,052	1,552,124	
Cash Funds	3,924,204	4,593,952	5,632,130	5,689,020	
Reappropriated Funds	0	0	0	0	
Federal Funds	0	0	0	0	
Jail-based Behavioral Health Services	5,686,085	9,112,250	13,232,195	13,585,542	*
General Fund	506,705	3,491,651	6,127,117	6,408,696	
Cash Funds	0	0	0	0	
Reappropriated Funds	5,179,380	5,620,599	7,105,078	7,176,846	
Federal Funds	0	0	0	0	
Circle Program and Other Rural Treatment Programs for People with Co-occurring Disorders	0	8,220,050	7,590,842	10,703,229	
General Fund	0	3,090,019	0	581,081	
Cash Funds	0	3,130,031	5,590,842	8,122,148	
Reappropriated Funds	0	2,000,000	2,000,000	2,000,000	
Federal Funds	0	0	0	0	
Medication Consistency and Health Information Exchange	220,247	480,700	380,700	380,700	
General Fund	0	0	0	0	
Cash Funds	220,247	480,700	380,700	380,700	
Reappropriated Funds	0	0	0	0	
Federal Funds	0	0	0	0	

*These lines contain decision items.

	FY 2018-19 Actual	FY 2019-20 Actual	FY 2020-21 Appropriation	FY 2021-22 Request	Request vs. Appropriation
Rural Co-occuring Disorder Services	2,641,865	0	0	0	
General Fund	1,625,000	0	0	0	
Cash Funds	1,016,865	0	0	0	
Reappropriated Funds	0	0	0	0	
Federal Funds	0	0	0	0	
Community-based Circle Program	1,993,511	0	0	0	
General Fund	0	0	0	0	
Cash Funds	1,993,511	0	0	0	
Reappropriated Funds	0	0	0	0	
Federal Funds	0	0	0	0	
SUBTOTAL - (D) Integrated Behavioral Health Services	48,334,670	62,190,001	65,936,644	73,230,477	11.1%
FTE	1.3	2.1	2.1	2.3	9.5%
General Fund	31,435,636	41,660,546	41,270,480	44,983,326	9.0%
Cash Funds	11,719,654	12,908,856	15,561,086	19,070,305	22.6%
Reappropriated Funds	5,179,380	7,620,599	9,105,078	9,176,846	0.8%
Federal Funds	0	0	0	0	0.0%

*These lines contain decision items.

	FY 2018-19 Actual	FY 2019-20 Actual	FY 2020-21 Appropriation	FY 2021-22 Request	Request vs. Appropriation
(E) Mental Health Institutes					
(DOC) for food services provided by the mental health institute to DOC facilities located on the Pueblo campus, and the Marijuana Tax Cash Fund.					
(1) Mental Health Institute - Ft. Logan					
Personal Services	27,362,083	16,099,022	21,624,773	23,457,570	
FTE	216.2	216.2	216.2	216.2	
General Fund	25,169,507	14,372,363	19,888,545	21,721,342	
Cash Funds	1,700,536	1,699,980	1,642,140	1,642,140	
Reappropriated Funds	492,040	26,679	94,088	94,088	
Federal Funds	0	0	0	0	
Contract Medical Services	650,895	815,297	773,466	773,466	
General Fund	650,895	815,297	773,466	773,466	
Cash Funds	0	0	0	0	
Reappropriated Funds	0	0	0	0	
Federal Funds	0	0	0	0	
Operating Expenses	1,026,704	1,327,663	1,066,793	1,066,793	
General Fund	1,002,801	1,190,278	925,278	925,278	
Cash Funds	0	114,762	117,612	117,612	
Reappropriated Funds	23,903	22,623	23,903	23,903	
Federal Funds	0	0	0	0	
Capital Outlay	116,771	112,916	112,916	112,916	
General Fund	116,771	112,916	112,916	112,916	
Cash Funds	0	0	0	0	
Reappropriated Funds	0	0	0	0	
Federal Funds	0	0	0	0	

*These lines contain decision items.

	FY 2018-19 Actual	FY 2019-20 Actual	FY 2020-21 Appropriation	FY 2021-22 Request	Request vs. Appropriation
Pharmaceuticals	1,478,487	1,368,888	1,328,473	1,328,473	
General Fund	1,364,090	1,274,852	1,211,865	1,211,865	
Cash Funds	91,825	94,036	94,036	94,036	
Reappropriated Funds	22,572	0	22,572	22,572	
Federal Funds	0	0	0	0	
SUBTOTAL -	30,634,940	19,723,786	24,906,421	26,739,218	7.4%
FTE	216.2	216.2	216.2	216.2	0.0%
General Fund	28,304,064	17,765,706	22,912,070	24,744,867	8.0%
Cash Funds	1,792,361	1,908,778	1,853,788	1,853,788	0.0%
Reappropriated Funds	538,515	49,302	140,563	140,563	0.0%
Federal Funds	0	0	0	0	0.0%
(2) Mental Health Institute - Pueblo					
Personal Services	101,888,458	195,036,712	82,982,780	99,176,272	
FTE	981.8	1,026.3	1,050.2	1,081.2	
General Fund	91,889,199	88,436,626	71,573,426	87,766,918	
Cash Funds	1,344,898	95,569,159	3,755,180	3,755,180	
Reappropriated Funds	8,654,361	3,376,753	7,654,174	7,654,174	
Federal Funds	0	7,654,174	0	0	
Contract Medical Services	2,368,871	2,684,664	2,592,833	3,342,833	
General Fund	2,368,871	2,684,664	2,592,833	3,342,833	
Cash Funds	0	0	0	0	
Reappropriated Funds	0	0	0	0	
Federal Funds	0	0	0	0	

*These lines contain decision items.

Appendix A: Numbers Pages

	FY 2018-19 Actual	FY 2019-20 Actual	FY 2020-21 Appropriation	FY 2021-22 Request	Request vs. Appropriation
Operating Expenses	6,258,168	7,137,397	8,501,837	8,083,725	*
General Fund	3,079,750	3,708,889	5,068,579	4,509,640	
Cash Funds	182,207	395,155	399,905	399,905	
Reappropriated Funds	2,996,211	3,033,353	3,033,353	3,174,180	
Federal Funds	0	0	0	0	
Capital Outlay	307,721	324,068	324,068	324,068	
General Fund	307,721	324,068	324,068	324,068	
Cash Funds	0	0	0	0	
Reappropriated Funds	0	0	0	0	
Federal Funds	0	0	0	0	
Pharmaceuticals	4,123,848	4,336,782	4,019,355	4,114,182	
General Fund	3,915,680	4,103,660	3,785,873	3,880,700	
Cash Funds	170,547	195,861	195,861	195,861	
Reappropriated Funds	37,621	37,261	37,621	37,621	
Federal Funds	0	0	0	0	
Educational Programs	214,674	216,554	236,402	236,402	
FTE	2.7	2.7	2.7	2.7	
General Fund	28,602	31,094	31,094	31,094	
Cash Funds	0	0	0	0	
Reappropriated Funds	145,803	136,190	205,308	205,308	
Federal Funds	40,269	49,270	0	0	

*These lines contain decision items.

	FY 2018-19 Actual	FY 2019-20 Actual	FY 2020-21 Appropriation	FY 2021-22 Request	Request vs. Appropriation
SUBTOTAL -	115,161,740	209,736,177	98,657,275	115,277,482	16.8%
FTE	984.5	1029.0	1052.9	1083.9	2.9%
General Fund	101,589,823	99,289,001	83,375,873	99,855,253	19.8%
Cash Funds	1,697,652	96,160,175	4,350,946	4,350,946	0.0%
Reappropriated Funds	11,833,996	6,583,557	10,930,456	11,071,283	1.3%
Federal Funds	40,269	7,703,444	0	0	0.0%
(3) Forensic Services					
Forensic Services Administration	623,049	233,099	253,209	1,194,072	
FTE	13.9	13.9	13.9	13.9	
General Fund	623,049	233,099	253,209	1,194,072	
Cash Funds	0	0	0	0	
Reappropriated Funds	0	0	0	0	
Federal Funds	0	0	0	0	
Court Services	4,644,477	5,507,420	7,663,240	6,717,385	
FTE	34.6	52.6	77.1	66.1	
General Fund	4,644,477	5,507,420	7,663,240	6,717,385	
Cash Funds	0	0	0	0	
Reappropriated Funds	0	0	0	0	
Federal Funds	0	0	0	0	
Forensic Community-based Services	2,391,484	2,169,557	3,358,441	3,447,632	
FTE	19.4	20.4	20.4	20.4	
General Fund	2,391,484	2,169,557	3,358,441	3,447,632	
Cash Funds	0	0	0	0	
Reappropriated Funds	0	0	0	0	
Federal Funds	0	0	0	0	

*These lines contain decision items.

	FY 2018-19 Actual	FY 2019-20 Actual	FY 2020-21 Appropriation	FY 2021-22 Request	Request vs. Appropriation
Jail-based Competency Restoration Program	10,951,126	13,537,982	13,429,826	13,429,826	
FTE	4.3	4.3	4.3	4.3	
General Fund	10,951,126	13,537,982	13,429,826	13,429,826	
Cash Funds	0	0	0	0	
Reappropriated Funds	0	0	0	0	
Federal Funds	0	0	0	0	
Purchased Psychiatric Bed Capacity	24,359	2,368,304	3,255,333	3,278,988	
FTE	1.0	1.0	1.0	1.0	
General Fund	24,359	2,368,304	3,255,333	3,278,988	
Cash Funds	0	0	0	0	
Reappropriated Funds	0	0	0	0	
Federal Funds	0	0	0	0	
Outpatient Competency Restoration Program	424,017	1,322,304	3,628,772	3,637,772	
FTE	1.0	1.0	1.0	1.0	
General Fund	424,017	1,322,304	3,628,772	3,637,772	
Cash Funds	0	0	0	0	
Reappropriated Funds	0	0	0	0	
Federal Funds	0	0	0	0	
SUBTOTAL -	19,058,512	25,138,666	31,588,821	31,705,675	0.4%
FTE	74.2	93.2	117.7	106.7	(9.3%)
General Fund	19,058,512	25,138,666	31,588,821	31,705,675	0.4%
Cash Funds	0	0	0	0	0.0%
Reappropriated Funds	0	0	0	0	0.0%
Federal Funds	0	0	0	0	0.0%

*These lines contain decision items.

	FY 2018-19 Actual	FY 2019-20 Actual	FY 2020-21 Appropriation	FY 2021-22 Request	Request vs. Appropriation
(4) Consent Decree Fines and Costs					
Consent Decree Fines and Costs	0	9,534,841	2,947,000	2,947,000	
General Fund	0	9,534,841	2,947,000	2,947,000	
Cash Funds	0	0	0	0	
Reappropriated Funds	0	0	0	0	
Federal Funds	0	0	0	0	
SUBTOTAL -	0	9,534,841	2,947,000	2,947,000	0.0%
FTE	0.0	0.0	0.0	0.0	0.0%
General Fund	0	9,534,841	2,947,000	2,947,000	0.0%
Cash Funds	0	0	0	0	0.0%
Reappropriated Funds	0	0	0	0	0.0%
Federal Funds	0	0	0	0	0.0%
SUBTOTAL - (E) Mental Health Institutes	164,855,192	264,133,470	158,099,517	176,669,375	11.7%
FTE	1,274.9	1,338.4	1,386.8	1,406.8	1.4%
General Fund	148,952,399	151,728,214	140,823,764	159,252,795	13.1%
Cash Funds	3,490,013	98,068,953	6,204,734	6,204,734	0.0%
Reappropriated Funds	12,372,511	6,632,859	11,071,019	11,211,846	1.3%
Federal Funds	40,269	7,703,444	0	0	0.0%
(F) Indirect Cost Assessment					
Indirect Cost Assessment	8,534,194	8,179,526	6,350,432	6,709,084 *	
General Fund	0	0	0	0	
Cash Funds	7,417,673	5,822,972	3,451,101	3,631,457	
Reappropriated Funds	215,546	1,370,519	1,428,686	1,528,013	
Federal Funds	900,975	986,035	1,470,645	1,549,614	

*These lines contain decision items.

	FY 2018-19 Actual	FY 2019-20 Actual	FY 2020-21 Appropriation	FY 2021-22 Request	Request vs. Appropriation
SUBTOTAL - (F) Indirect Cost Assessment	8,534,194	8,179,526	6,350,432	6,709,084	5.6%
FTE	0.0	0.0	0.0	0.0	0.0%
General Fund	0	0	0	0	0.0%
Cash Funds	7,417,673	5,822,972	3,451,101	3,631,457	5.2%
Reappropriated Funds	215,546	1,370,519	1,428,686	1,528,013	7.0%
Federal Funds	900,975	986,035	1,470,645	1,549,614	5.4%
TOTAL - (8) Office of Behavioral Health	347,308,331	501,936,380	360,928,252	387,752,627	7.4%
FTE	1,352.8	1,426.4	1,470.8	1,495.2	1.7%
General Fund	244,313,323	258,789,544	244,503,482	259,898,823	6.3%
Cash Funds	46,816,906	144,514,640	48,341,550	59,344,837	22.8%
Reappropriated Funds	19,715,009	17,872,542	25,722,102	26,068,880	1.3%
Federal Funds	36,463,093	80,759,654	42,361,118	42,440,087	0.2%

*These lines contain decision items.

	FY 2018-19 Actual	FY 2019-20 Actual	FY 2020-21 Appropriation	FY 2021-22 Request	Request vs. Appropriation
(9) SERVICES FOR PEOPLE WITH DISABILITIES					
(A) Regional Centers for People with Developmental Disabilities					
(1) Wheat Ridge Regional Center					
Wheat Ridge Regional Center Intermediate Care Facility	31,015,688	32,697,679	26,536,606	26,536,606	
FTE	373.0	373.0	373.0	373.0	
General Fund	0	0	0	0	
Cash Funds	652,014	625,921	779,589	779,589	
Reappropriated Funds	30,363,674	32,071,758	25,757,017	25,757,017	
Federal Funds	0	0	0	0	
Wheat Ridge Regional Center Provider Fee	1,435,612	1,435,614	1,435,612	1,435,612	
General Fund	0	0	0	0	
Cash Funds	0	0	0	0	
Reappropriated Funds	1,435,612	1,435,614	1,435,612	1,435,612	
Federal Funds	0	0	0	0	
Wheat Ridge Regional Center Depreciation	175,355	148,479	180,718	180,718	
General Fund	0	0	0	0	
Cash Funds	0	0	0	0	
Reappropriated Funds	175,355	148,479	180,718	180,718	
Federal Funds	0	0	0	0	
SUBTOTAL -	32,626,655	34,281,772	28,152,936	28,152,936	0.0%
FTE	373.0	373.0	373.0	373.0	0.0%
General Fund	0	0	0	0	0.0%
Cash Funds	652,014	625,921	779,589	779,589	0.0%
Reappropriated Funds	31,974,641	33,655,851	27,373,347	27,373,347	0.0%
Federal Funds	0	0	0	0	0.0%

*These lines contain decision items.

	FY 2018-19 Actual	FY 2019-20 Actual	FY 2020-21 Appropriation	FY 2021-22 Request	Request vs. Appropriation
(2) Grand Junction Regional Center					
Grand Junction Regional Center Intermediate Care Facility	9,063,912	8,202,813	7,341,491	7,341,491	
FTE	98.8	98.8	98.8	98.8	
General Fund	0	0	0	0	
Cash Funds	175,931	142,320	1,037,320	1,037,320	
Reappropriated Funds	8,887,981	8,060,493	6,304,171	6,304,171	
Federal Funds	0	0	0	0	
Grand Junction Regional Center Provider Fee	418,629	400,541	453,291	453,291	
General Fund	0	0	0	0	
Cash Funds	0	0	0	0	
Reappropriated Funds	418,629	400,541	453,291	453,291	
Federal Funds	0	0	0	0	
Grand Junction Regional Center Waiver Funding	13,420,211	12,675,587	11,057,981	11,057,981	
FTE	174.2	174.2	174.2	174.2	
General Fund	0	199,117	350,000	350,000	
Cash Funds	398,264	3,067	398,264	398,264	
Reappropriated Funds	13,021,947	12,473,403	10,309,717	10,309,717	
Federal Funds	0	0	0	0	
Grand Junction Regional Center Depreciation	181,788	276,447	323,681	323,681	
General Fund	0	0	0	0	
Cash Funds	0	0	0	0	
Reappropriated Funds	181,788	276,447	323,681	323,681	
Federal Funds	0	0	0	0	

*These lines contain decision items.

	FY 2018-19 Actual	FY 2019-20 Actual	FY 2020-21 Appropriation	FY 2021-22 Request	Request vs. Appropriation
SUBTOTAL -	23,084,540	21,555,388	19,176,444	19,176,444	0.0%
FTE	273.0	273.0	273.0	273.0	0.0%
General Fund	0	199,117	350,000	350,000	0.0%
Cash Funds	574,195	145,387	1,435,584	1,435,584	0.0%
Reappropriated Funds	22,510,345	21,210,884	17,390,860	17,390,860	0.0%
Federal Funds	0	0	0	0	0.0%
(3) Pueblo Regional Center					
Pueblo Regional Center Waiver Funding	12,755,487	14,276,478	11,301,116	11,301,116	
FTE	181.8	181.8	181.8	181.8	
General Fund	0	222,363	250,000	250,000	
Cash Funds	380,621	11	539,856	539,856	
Reappropriated Funds	12,374,866	14,054,104	10,511,260	10,511,260	
Federal Funds	0	0	0	0	
Pueblo Regional Center Depreciation	165,869	137,181	187,326	187,326	
General Fund	0	0	0	0	
Cash Funds	0	0	0	0	
Reappropriated Funds	165,869	137,181	187,326	187,326	
Federal Funds	0	0	0	0	

*These lines contain decision items.

	FY 2018-19 Actual	FY 2019-20 Actual	FY 2020-21 Appropriation	FY 2021-22 Request	Request vs. Appropriation
SUBTOTAL -	12,921,356	14,413,659	11,488,442	11,488,442	0.0%
FTE	181.8	181.8	181.8	181.8	0.0%
General Fund	0	222,363	250,000	250,000	0.0%
Cash Funds	380,621	11	539,856	539,856	0.0%
Reappropriated Funds	12,540,735	14,191,285	10,698,586	10,698,586	0.0%
Federal Funds	0	0	0	0	0.0%
SUBTOTAL - (A) Regional Centers for People with Developmental Disabilities	68,632,551	70,250,819	58,817,822	58,817,822	0.0%
FTE	827.8	827.8	827.8	827.8	(0.0%)
General Fund	0	421,480	600,000	600,000	0.0%
Cash Funds	1,606,830	771,319	2,755,029	2,755,029	0.0%
Reappropriated Funds	67,025,721	69,058,020	55,462,793	55,462,793	0.0%
Federal Funds	0	0	0	0	0.0%
(B) Work Therapy Program					
Program Costs	354,941	290,128	584,532	584,532	
FTE	1.5	1.5	1.5	1.5	
General Fund	0	0	0	0	
Cash Funds	354,941	290,128	584,532	584,532	
Reappropriated Funds	0	0	0	0	
Federal Funds	0	0	0	0	
SUBTOTAL - (B) Work Therapy Program	354,941	290,128	584,532	584,532	0.0%
FTE	1.5	1.5	1.5	1.5	0.0%
General Fund	0	0	0	0	0.0%
Cash Funds	354,941	290,128	584,532	584,532	0.0%
Reappropriated Funds	0	0	0	0	0.0%
Federal Funds	0	0	0	0	0.0%

*These lines contain decision items.

	FY 2018-19 Actual	FY 2019-20 Actual	FY 2020-21 Appropriation	FY 2021-22 Request	Request vs. Appropriation
(C) Brain Injury Program					
Appropriation to the Colorado Brain Injury Trust Fund	0	449,940	0	0 *	
General Fund	0	449,940	0	0	
Cash Funds	0	0	0	0	
Reappropriated Funds	0	0	0	0	
Federal Funds	0	0	0	0	
Colorado Brain Injury Trust Fund	2,088,211	2,030,893	3,037,113	3,037,113 *	
FTE	1.5	1.5	1.5	1.5	
General Fund	0	0	0	0	
Cash Funds	2,088,211	2,030,893	3,037,113	3,037,113	
Reappropriated Funds	0	0	0	0	
Federal Funds	0	0	0	0	
Probation Pilot Program	450,000	0	0	0	
General Fund	450,000	0	0	0	
Cash Funds	0	0	0	0	
Reappropriated Funds	0	0	0	0	
Federal Funds	0	0	0	0	
SUBTOTAL - (C) Brain Injury Program	2,538,211	2,480,833	3,037,113	3,037,113	0.0%
FTE	1.5	1.5	1.5	1.5	0.0%
General Fund	450,000	449,940	0	0	0.0%
Cash Funds	2,088,211	2,030,893	3,037,113	3,037,113	0.0%
Reappropriated Funds	0	0	0	0	0.0%
Federal Funds	0	0	0	0	0.0%

*These lines contain decision items.

	FY 2018-19 Actual	FY 2019-20 Actual	FY 2020-21 Appropriation	FY 2021-22 Request	Request vs. Appropriation
(D) Veterans Community Living Centers					
Administration	2,034,500	2,039,507	2,039,507	2,039,507	
FTE	5.0	5.0	5.0	5.0	
General Fund	0	0	0	0	
Cash Funds	2,034,500	2,039,507	2,039,507	2,039,507	
Reappropriated Funds	0	0	0	0	
Federal Funds	0	0	0	0	
Fitzsimmons Veterans Community Living Center	22,092,757	24,506,708	24,506,708	24,506,708	*
FTE	236.4	0.0	236.4	236.4	
General Fund	0	965,580	0	0	
Cash Funds	10,579,557	12,027,928	12,993,508	12,993,508	
Reappropriated Funds	0	0	0	0	
Federal Funds	11,513,200	11,513,200	11,513,200	11,513,200	
Florence Veterans Community Living Center	11,275,686	12,558,427	12,558,427	12,558,427	*
FTE	135.0	135.0	135.0	135.0	
General Fund	0	513,096	0	0	
Cash Funds	6,904,586	7,674,231	8,187,327	8,187,327	
Reappropriated Funds	0	0	0	0	
Federal Funds	4,371,100	4,371,100	4,371,100	4,371,100	
Homelake Veterans Community Living Center	7,735,871	8,688,170	8,688,170	8,688,170	*
FTE	95.3	95.3	95.3	95.3	
General Fund	186,130	567,049	0	0	
Cash Funds	4,609,241	5,180,621	5,747,670	5,747,670	
Reappropriated Funds	0	0	0	0	
Federal Funds	2,940,500	2,940,500	2,940,500	2,940,500	

*These lines contain decision items.

	FY 2018-19 Actual	FY 2019-20 Actual	FY 2020-21 Appropriation	FY 2021-22 Request	Request vs. Appropriation
Homelake Military Veterans Cemetery	65,247	53,730	67,786	67,786	
FTE	0.5	0.5	0.5	0.5	
General Fund	57,582	53,570	60,121	60,121	
Cash Funds	7,665	160	7,665	7,665	
Reappropriated Funds	0	0	0	0	
Federal Funds	0	0	0	0	
Rifle Veterans Community Living Center	8,834,007	9,770,303	10,394,500	10,394,500	*
FTE	110.6	110.6	110.6	110.6	
General Fund	0	0	0	0	
Cash Funds	6,227,007	7,163,303	7,787,500	7,787,500	
Reappropriated Funds	0	0	0	0	
Federal Funds	2,607,000	2,607,000	2,607,000	2,607,000	
Walsenburg Veterans Community Living Center	373,600	373,985	373,985	373,985	
FTE	1.0	1.0	1.0	1.0	
General Fund	0	0	0	0	
Cash Funds	373,600	373,985	373,985	373,985	
Reappropriated Funds	0	0	0	0	
Federal Funds	0	0	0	0	
Appropriation to the Central Fund pursuant to Section 26-12-108 (1) (a.5), C.R.S.	800,000	800,000	800,000	800,000	
General Fund	800,000	800,000	800,000	800,000	
Cash Funds	0	0	0	0	
Reappropriated Funds	0	0	0	0	
Federal Funds	0	0	0	0	

*These lines contain decision items.

	FY 2018-19 Actual	FY 2019-20 Actual	FY 2020-21 Appropriation	FY 2021-22 Request	Request vs. Appropriation
SUBTOTAL - (D) Veterans Community Living Centers	53,211,668	58,790,830	59,429,083	59,429,083	0.0%
FTE	583.8	347.4	583.8	583.8	(0.0%)
General Fund	1,043,712	2,899,295	860,121	860,121	0.0%
Cash Funds	30,736,156	34,459,735	37,137,162	37,137,162	0.0%
Reappropriated Funds	0	0	0	0	0.0%
Federal Funds	21,431,800	21,431,800	21,431,800	21,431,800	0.0%
(E) Indirect Cost Assessment					
Indirect Cost Assessment	14,675,255	13,933,911	14,078,431	14,992,941 *	
General Fund	0	0	0	0	
Cash Funds	5,525,345	4,400,179	3,790,116	3,988,300	
Reappropriated Funds	9,144,279	9,520,341	10,281,146	10,997,078	
Federal Funds	5,631	13,391	7,169	7,563	
SUBTOTAL - (E) Indirect Cost Assessment	14,675,255	13,933,911	14,078,431	14,992,941	6.5%
FTE	0.0	0.0	0.0	0.0	0.0%
General Fund	0	0	0	0	0.0%
Cash Funds	5,525,345	4,400,179	3,790,116	3,988,300	5.2%
Reappropriated Funds	9,144,279	9,520,341	10,281,146	10,997,078	7.0%
Federal Funds	5,631	13,391	7,169	7,563	5.5%
TOTAL - (9) Services for People with Disabilities	139,412,626	145,746,521	135,946,981	136,861,491	0.7%
FTE	1,414.6	1,178.2	1,414.6	1,414.6	(0.0%)
General Fund	1,493,712	3,770,715	1,460,121	1,460,121	0.0%
Cash Funds	40,311,483	41,952,254	47,303,952	47,502,136	0.4%
Reappropriated Funds	76,170,000	78,578,361	65,743,939	66,459,871	1.1%
Federal Funds	21,437,431	21,445,191	21,438,969	21,439,363	0.0%

*These lines contain decision items.

	FY 2018-19 Actual	FY 2019-20 Actual	FY 2020-21 Appropriation	FY 2021-22 Request	Request vs. Appropriation
(10) ADULT ASSISTANCE PROGRAMS					
Coloradans through the 16 Area Agencies on Aging (AAA).					
(A) Administration					
Administration	991,495	1,035,133	1,129,551	1,129,551	
FTE	11.0	11.0	11.8	11.8	
General Fund	1,071,916	912,800	1,000,087	1,000,087	
Cash Funds	115,409	122,333	129,464	129,464	
Reappropriated Funds	0	0	0	0	
Federal Funds	(195,830)	0	0	0	
SUBTOTAL - (A) Administration	991,495	1,035,133	1,129,551	1,129,551	0.0%
FTE	11.0	11.0	11.8	11.8	0.0%
General Fund	1,071,916	912,800	1,000,087	1,000,087	0.0%
Cash Funds	115,409	122,333	129,464	129,464	0.0%
Reappropriated Funds	0	0	0	0	0.0%
Federal Funds	(195,830)	0	0	0	0.0%
(B) Old Age Pension Program					
Cash Assistance Programs	70,454,824	68,087,805	78,905,051	78,905,051	
General Fund	0	0	0	0	
Cash Funds	70,454,824	68,087,805	78,905,051	78,905,051	
Reappropriated Funds	0	0	0	0	
Federal Funds	0	0	0	0	

*These lines contain decision items.

	FY 2018-19 Actual	FY 2019-20 Actual	FY 2020-21 Appropriation	FY 2021-22 Request	Request vs. Appropriation
Refunds	588,362	588,362	588,362	588,362	
General Fund	0	0	0	0	
Cash Funds	588,362	588,362	588,362	588,362	
Reappropriated Funds	0	0	0	0	
Federal Funds	0	0	0	0	
Burial Reimbursements	918,364	961,537	918,364	918,364	
General Fund	0	0	0	0	
Cash Funds	918,364	961,537	918,364	918,364	
Reappropriated Funds	0	0	0	0	
Federal Funds	0	0	0	0	
State Administration	406,949	482,816	441,277	441,277	
FTE	3.5	3.5	3.5	3.5	
General Fund	0	0	0	0	
Cash Funds	406,949	482,816	441,277	441,277	
Reappropriated Funds	0	0	0	0	
Federal Funds	0	0	0	0	
County Administration	4,193,525	4,255,125	2,566,974	2,566,974	
General Fund	0	0	0	0	
Cash Funds	4,193,525	4,255,125	2,566,974	2,566,974	
Reappropriated Funds	0	0	0	0	
Federal Funds	0	0	0	0	

*These lines contain decision items.

	FY 2018-19 Actual	FY 2019-20 Actual	FY 2020-21 Appropriation	FY 2021-22 Request	Request vs. Appropriation
SUBTOTAL - (B) Old Age Pension Program	76,562,024	74,375,645	83,420,028	83,420,028	0.0%
FTE	3.5	3.5	3.5	3.5	0.0%
General Fund	0	0	0	0	0.0%
Cash Funds	76,562,024	74,375,645	83,420,028	83,420,028	0.0%
Reappropriated Funds	0	0	0	0	0.0%
Federal Funds	0	0	0	0	0.0%
(C) Other Grant Programs					
Administration - Home Care Allowance SEP Contract	1,063,259	1,063,259	1,063,259	1,063,259	
General Fund	1,063,259	1,063,259	1,063,259	1,063,259	
Cash Funds	0	0	0	0	
Reappropriated Funds	0	0	0	0	
Federal Funds	0	0	0	0	
Aid to the Needy Disabled Programs	12,424,456	12,544,265	16,144,238	18,844,238	
General Fund	12,424,456	12,102,409	9,854,065	12,554,065	
Cash Funds	0	441,856	6,290,173	6,290,173	
Reappropriated Funds	0	0	0	0	
Federal Funds	0	0	0	0	
Burial Reimbursements	402,985	402,985	508,000	508,000	
General Fund	402,985	402,985	402,985	402,985	
Cash Funds	0	0	105,015	105,015	
Reappropriated Funds	0	0	0	0	
Federal Funds	0	0	0	0	

*These lines contain decision items.

	FY 2018-19 Actual	FY 2019-20 Actual	FY 2020-21 Appropriation	FY 2021-22 Request	Request vs. Appropriation
Home Care Allowance	8,461,783	8,218,473	8,720,437	8,720,437	
General Fund	8,461,783	8,218,473	8,218,473	8,218,473	
Cash Funds	0	0	501,964	501,964	
Reappropriated Funds	0	0	0	0	
Federal Funds	0	0	0	0	
SSI Stabilization Fund Programs	388,572	974,947	1,000,000	1,000,000	
General Fund	388,572	0	0	0	
Cash Funds	0	974,947	1,000,000	1,000,000	
Reappropriated Funds	0	0	0	0	
Federal Funds	0	0	0	0	
Disability Benefits Application Assistance Program	0	126,250	0	0	
FTE	0.0	0.0	0.0	0.0	
General Fund	0	0	0	0	
Cash Funds	0	126,250	0	0	
Reappropriated Funds	0	0	0	0	
Federal Funds	0	0	0	0	
Home Care Allowance Grant Program	481,797	40,961	0	0	
General Fund	481,797	0	0	0	
Cash Funds	0	40,961	0	0	
Reappropriated Funds	0	0	0	0	
Federal Funds	0	0	0	0	

*These lines contain decision items.

	FY 2018-19 Actual	FY 2019-20 Actual	FY 2020-21 Appropriation	FY 2021-22 Request	Request vs. Appropriation
SUBTOTAL - (C) Other Grant Programs	23,222,852	23,371,140	27,435,934	30,135,934	9.8%
FTE	0.0	0.0	0.0	0.0	0.0%
General Fund	23,222,852	21,787,126	19,538,782	22,238,782	13.8%
Cash Funds	0	1,584,014	7,897,152	7,897,152	0.0%
Reappropriated Funds	0	0	0	0	0.0%
Federal Funds	0	0	0	0	0.0%
(D) Community Services for the Elderly					
Administration	544,703	621,221	770,055	1,132,267 *	
FTE	7.0	7.0	7.0	7.0	
General Fund	160,706	179,772	191,654	282,289	
Cash Funds	0	0	0	0	
Reappropriated Funds	0	0	0	0	
Federal Funds	383,997	441,449	578,401	849,978	
Colorado Commission on Aging	108,626	37,486	88,632	88,632	
FTE	1.0	1.0	1.0	1.0	
General Fund	27,042	12,784	22,041	22,041	
Cash Funds	0	0	0	0	
Reappropriated Funds	0	0	0	0	
Federal Funds	81,584	24,702	66,591	66,591	
Senior Community Services Employment	764,807	823,540	860,205	860,205	
FTE	0.5	0.5	0.5	0.5	
General Fund	0	0	0	0	
Cash Funds	0	0	0	0	
Reappropriated Funds	0	0	0	0	
Federal Funds	764,807	823,540	860,205	860,205	

*These lines contain decision items.

	FY 2018-19 Actual	FY 2019-20 Actual	FY 2020-21 Appropriation	FY 2021-22 Request	Request vs. Appropriation
Older Americans Act Programs	14,174,926	17,123,512	17,574,052	20,918,207	*
General Fund	765,125	644,230	765,125	990,653	
Cash Funds	0	0	3,079,710	3,079,710	
Reappropriated Funds	0	0	0	0	
Federal Funds	13,409,801	16,479,282	13,729,217	16,847,844	
National Family Caregiver Support Program	2,151,244	2,094,045	2,173,936	2,173,936	
General Fund	140,980	140,464	142,041	142,041	
Cash Funds	0	0	423,805	423,805	
Reappropriated Funds	0	0	0	0	
Federal Funds	2,010,264	1,953,581	1,608,090	1,608,090	
State Ombudsman Program	702,696 1.0	714,077	760,320 1.0	923,570 1.0	*
General Fund	426,898	426,898	426,898	590,148	
Cash Funds	145,670	150,755	173,289	173,289	
Reappropriated Funds	1,800	1,800	1,800	1,800	
Federal Funds	128,328	134,624	158,333	158,333	
State Funding for Senior Services	0	27,644,799	28,811,622	28,332,209	*
General Fund	0	14,803,870	11,803,870	7,304,413	
Cash Funds	0	12,840,929	16,007,752	20,027,796	
Reappropriated Funds	0	0	1,000,000	1,000,000	
Federal Funds	0	0	0	0	

*These lines contain decision items.

	FY 2018-19 Actual	FY 2019-20 Actual	FY 2020-21 Appropriation	FY 2021-22 Request	Request vs. Appropriation
Area Agencies on Aging Administration	2,089,442	1,379,812	1,375,384	1,375,384	
General Fund	0	0	0	0	
Cash Funds	0	0	0	0	
Reappropriated Funds	0	0	0	0	
Federal Funds	2,089,442	1,379,812	1,375,384	1,375,384	
Respite Services	458,797	378,875	398,370	398,370	
General Fund	410,797	378,875	350,000	350,000	
Cash Funds	48,000	0	48,370	48,370	
Reappropriated Funds	0	0	0	0	
Federal Funds	0	0	0	0	
Senior Services Data Evaluation	25,154,223	0	0	0	
General Fund	15,303,870	0	0	0	
Cash Funds	9,850,353	0	0	0	
Reappropriated Funds	0	0	0	0	
Federal Funds	0	0	0	0	
SUBTOTAL - (D) Community Services for the Elderly	46,149,464	50,817,367	52,812,576	56,202,780	6.4%
FTE	9.5	8.5	9.5	9.5	0.0%
General Fund	17,235,418	16,586,893	13,701,629	9,681,585	(29.3%)
Cash Funds	10,044,023	12,991,684	19,732,926	23,752,970	20.4%
Reappropriated Funds	1,800	1,800	1,001,800	1,001,800	0.0%
Federal Funds	18,868,223	21,236,990	18,376,221	21,766,425	18.4%

*These lines contain decision items.

	FY 2018-19 Actual	FY 2019-20 Actual	FY 2020-21 Appropriation	FY 2021-22 Request	Request vs. Appropriation
(E) Adult Protective Services					
State Administration	823,637	1,013,293	1,049,713	1,049,713	
FTE	6.5	8.3	8.5	8.5	
General Fund	913,434	992,688	978,913	978,913	
Cash Funds	29,500	20,605	70,800	70,800	
Reappropriated Funds	0	0	0	0	
Federal Funds	(119,297)	0	0	0	
Adult Protective Services	17,795,940	14,610,621	18,165,983	18,535,579	
General Fund	12,597,648	12,538,493	12,405,977	12,716,803	
Cash Funds	3,107,956	0	3,670,034	3,707,480	
Reappropriated Funds	0	0	0	0	
Federal Funds	2,090,336	2,072,128	2,089,972	2,111,296	
SUBTOTAL - (E) Adult Protective Services	18,619,577	15,623,914	19,215,696	19,585,292	1.9%
FTE	6.5	8.3	8.5	8.5	(0.0%)
General Fund	13,511,082	13,531,181	13,384,890	13,695,716	2.3%
Cash Funds	3,137,456	20,605	3,740,834	3,778,280	1.0%
Reappropriated Funds	0	0	0	0	0.0%
Federal Funds	1,971,039	2,072,128	2,089,972	2,111,296	1.0%

*These lines contain decision items.

	FY 2018-19 Actual	FY 2019-20 Actual	FY 2020-21 Appropriation	FY 2021-22 Request	Request vs. Appropriation
(F) Indirect Cost Assessment					
Indirect Cost Assessment	346,932	551,528	154,899	163,208 *	
General Fund	0	0	0	0	
Cash Funds	143,297	176,139	55	55	
Reappropriated Funds	0	0	0	0	
Federal Funds	203,635	375,389	154,844	163,153	
SUBTOTAL - (F) Indirect Cost Assessment	346,932	551,528	154,899	163,208	5.4%
FTE	0.0	0.0	0.0	0.0	0.0%
General Fund	0	0	0	0	0.0%
Cash Funds	143,297	176,139	55	55	0.0%
Reappropriated Funds	0	0	0	0	0.0%
Federal Funds	203,635	375,389	154,844	163,153	5.4%
TOTAL - (10) Adult Assistance Programs	165,892,344	165,774,727	184,168,684	190,636,793	3.5%
FTE	30.5	31.3	33.3	33.3	(0.0%)
General Fund	55,041,268	52,818,000	47,625,388	46,616,170	(2.1%)
Cash Funds	90,002,209	89,270,420	114,920,459	118,977,949	3.5%
Reappropriated Funds	1,800	1,800	1,001,800	1,001,800	0.0%
Federal Funds	20,847,067	23,684,507	20,621,037	24,040,874	16.6%

*These lines contain decision items.

	FY 2018-19 Actual	FY 2019-20 Actual	FY 2020-21 Appropriation	FY 2021-22 Request	Request vs. Appropriation

(11) DIVISION OF YOUTH SERVICES

to detention and/or commitment in each judicial district. The Division maintains 10 secure institutional centers and augments this capacity with contracts for community, staff secure, and detention placements.

(A) Administration

Personal Services	1,911,690	2,143,304	1,624,300	1,677,940	
FTE	15.3	17.7	15.3	15.3	
General Fund	1,864,349	2,031,101	1,564,234	1,617,874	
Cash Funds	0	0	0	0	
Reappropriated Funds	47,341	112,203	60,066	60,066	
Federal Funds	0	0	0	0	
Operating Expenses	35,526	30,357	30,357	79,276	
General Fund	30,356	30,357	30,357	79,276	
Cash Funds	0	0	0	0	
Reappropriated Funds	5,170	0	0	0	
Federal Funds	0	0	0	0	
Victim Assistance	32,386	33,251	43,525	43,525	
FTE	0.0	0.3	0.3	0.3	
General Fund	0	0	0	0	
Cash Funds	0	0	0	0	
Reappropriated Funds	32,386	33,251	43,525	43,525	
Federal Funds	0	0	0	0	

*These lines contain decision items.

	FY 2018-19 Actual	FY 2019-20 Actual	FY 2020-21 Appropriation	FY 2021-22 Request	Request vs. Appropriation
SUBTOTAL - (A) Administration	1,979,602	2,206,912	1,698,182	1,800,741	6.0%
FTE	15.3	18.0	15.6	15.6	0.0%
General Fund	1,894,705	2,061,458	1,594,591	1,697,150	6.4%
Cash Funds	0	0	0	0	0.0%
Reappropriated Funds	84,897	145,454	103,591	103,591	0.0%
Federal Funds	0	0	0	0	0.0%
(B) Institutional Programs					
Personal Services	72,479,132	75,009,732	62,697,068	64,569,781	*
FTE	0.0	971.5	957.0	957.0	
General Fund	72,479,132	75,009,732	62,697,068	64,569,781	
Cash Funds	0	0	0	0	
Reappropriated Funds	0	0	0	0	
Federal Funds	0	0	0	0	
Operating Expenses	2,936,058	4,409,687	4,629,628	4,917,812	*
General Fund	0	3,014,557	3,151,815	3,439,999	
Cash Funds	12,336	25,872	70,000	70,000	
Reappropriated Funds	1,340,200	0	1,392,668	1,392,668	
Federal Funds	1,583,522	1,369,258	15,145	15,145	
Medical Services	12,335,212	13,215,448	13,188,930	12,455,665	*
FTE	74.0	84.2	84.2	84.2	
General Fund	12,335,212	13,215,448	13,188,930	12,455,665	
Cash Funds	0	0	0	0	
Reappropriated Funds	0	0	0	0	
Federal Funds	0	0	0	0	

*These lines contain decision items.

	FY 2018-19 Actual	FY 2019-20 Actual	FY 2020-21 Appropriation	FY 2021-22 Request	Request vs. Appropriation
Educational Programs	8,274,200	8,361,670	8,178,669	8,216,098	
FTE	40.1	44.1	44.1	44.1	
General Fund	7,282,465	7,734,915	7,828,664	7,866,093	
Cash Funds	0	0	0	0	
Reappropriated Funds	350,005	0	350,005	350,005	
Federal Funds	641,730	626,755	0	0	
Prevention/Intervention Services	96,583	31,421	50,886	50,886	
FTE	1.0	1.0	1.0	1.0	
General Fund	0	0	0	0	
Cash Funds	50,886	0	0	0	
Reappropriated Funds	0	0	50,886	50,886	
Federal Funds	45,697	31,421	0	0	
SUBTOTAL - (B) Institutional Programs	96,121,185	101,027,958	88,745,181	90,210,242	1.7%
FTE	115.1	1,100.8	1,086.3	1,086.3	(0.0%)
General Fund	92,096,809	98,974,652	86,866,477	88,331,538	1.7%
Cash Funds	63,222	25,872	70,000	70,000	0.0%
Reappropriated Funds	1,690,205	0	1,793,559	1,793,559	0.0%
Federal Funds	2,270,949	2,027,434	15,145	15,145	0.0%
(C) Community Programs					
Personal Services	9,708,582	9,046,914	8,011,045	6,907,711 *	
FTE	99.7	99.7	99.7	82.2	
General Fund	8,715,875	8,334,745	6,953,471	6,013,654	
Cash Funds	68,750	68,750	82,698	82,698	
Reappropriated Funds	240,868	217,977	314,102	150,585	
Federal Funds	683,089	425,442	660,774	660,774	

*These lines contain decision items.

	FY 2018-19 Actual	FY 2019-20 Actual	FY 2020-21 Appropriation	FY 2021-22 Request	Request vs. Appropriation
Operating Expenses	541,662	534,243	549,205	539,705	*
General Fund	531,461	531,460	531,460	523,860	
Cash Funds	6,250	0	6,281	6,281	
Reappropriated Funds	3,951	2,783	11,464	9,564	
Federal Funds	0	0	0	0	
Purchase of Contract Placements	15,962,783	12,425,613	10,516,257	9,910,370	*
General Fund	15,147,049	11,521,723	9,397,480	8,846,250	
Cash Funds	0	0	0	0	
Reappropriated Funds	0	0	468,750	570,646	
Federal Funds	815,734	903,890	650,027	493,474	
Managed Care Project	1,453,662	1,322,222	1,489,983	(171,866)	*
General Fund	1,453,662	1,322,222	1,453,517	(208,332)	
Cash Funds	0	0	0	0	
Reappropriated Funds	0	0	36,466	36,466	
Federal Funds	0	0	0	0	
S.B. 91-94 Programs	14,996,501	15,309,329	15,148,659	14,074,763	*
General Fund	13,016,375	13,269,131	12,100,547	11,005,963	
Cash Funds	1,980,126	2,040,198	3,048,112	3,068,800	
Reappropriated Funds	0	0	0	0	
Federal Funds	0	0	0	0	
Parole Program Services	4,828,362	4,621,839	4,961,248	2,994,548	*
General Fund	4,828,362	4,621,839	4,961,248	2,994,548	
Cash Funds	0	0	0	0	
Reappropriated Funds	0	0	0	0	
Federal Funds	0	0	0	0	

*These lines contain decision items.

	FY 2018-19 Actual	FY 2019-20 Actual	FY 2020-21 Appropriation	FY 2021-22 Request	Request vs. Appropriation
Juvenile Sex Offender Staff Training	44,959	31,701	45,548	45,548	
General Fund	6,709	7,075	7,120	7,120	
Cash Funds	38,250	24,626	38,428	38,428	
Reappropriated Funds	0	0	0	0	
Federal Funds	0	0	0	0	
SUBTOTAL - (C) Community Programs	47,536,511	43,291,861	40,721,945	34,300,779	(15.8%)
FTE	99.7	99.7	99.7	82.2	(17.6%)
General Fund	43,699,493	39,608,195	35,404,843	29,183,063	(17.6%)
Cash Funds	2,093,376	2,133,574	3,175,519	3,196,207	0.7%
Reappropriated Funds	244,819	220,760	830,782	767,261	(7.6%)
Federal Funds	1,498,823	1,329,332	1,310,801	1,154,248	(11.9%)
(D) Indirect Cost Assessment					
Indirect Cost Assessment	0	119,108	125,337 *		
General Fund	0	0	0		
Cash Funds	0	119,108	125,337		
Reappropriated Funds	0	0	0		
Federal Funds	0	0	0		
SUBTOTAL - (D) Indirect Cost Assessment	0	119,108	125,337	5.2%	
FTE	0.0	0.0	0.0	0.0%	
General Fund	0	0	0	0.0%	
Cash Funds	0	119,108	125,337	5.2%	
Reappropriated Funds	0	0	0	0.0%	
Federal Funds	0	0	0	0.0%	
TOTAL - (11) Division of Youth Services	145,637,298	146,526,731	131,284,416	126,437,099	(3.7%)
FTE	230.1	1,218.5	1,201.6	1,184.1	(1.5%)
General Fund	137,691,007	140,644,305	123,865,911	119,211,751	(3.8%)
Cash Funds	2,156,598	2,159,446	3,364,627	3,391,544	0.8%
Reappropriated Funds	2,019,921	366,214	2,727,932	2,664,411	(2.3%)
Federal Funds	3,769,772	3,356,766	1,325,946	1,169,393	(11.8%)

*These lines contain decision items.

Appendix A: Numbers Pages

	FY 2018-19 Actual	FY 2019-20 Actual	FY 2020-21 Appropriation	FY 2021-22 Request	Request vs. Appropriation
TOTAL - Department of Human Services	2,156,810,595	2,392,987,420	2,277,176,218	2,319,886,960	1.9%
FTE	4,047.4	4,878.1	5,178.6	5,192.4	0.3%
General Fund	949,336,972	1,037,904,856	960,429,029	996,243,222	3.7%
Cash Funds	389,082,303	433,013,149	420,236,935	429,992,961	2.3%
Reappropriated Funds	154,549,847	183,322,668	208,978,816	206,187,307	(1.3%)
Federal Funds	663,841,473	738,746,747	687,531,438	687,463,470	0.0%

*These lines contain decision items.

APPENDIX B
FOOTNOTES AND INFORMATION REQUESTS

UPDATE ON LONG BILL FOOTNOTES

The General Assembly includes footnotes in the annual Long Bill to: (a) set forth purposes, conditions, or limitations on an item of appropriation; (b) explain assumptions used in determining a specific amount of an appropriation; or (c) express legislative intent relating to any appropriation. Footnotes to the 2020 Long Bill (H.B. 20-1360) can be found at the end of each departmental section of the bill at https://leg.colorado.gov/bills/HB20-1360. The Long Bill footnotes relevant to this document are listed below.

38 **Department of Human Services, Executive Director's Office, General Administration, Health, Life, and Dental** -- The General Fund appropriation includes a decrease of $10,956,710 that is equal to 5.0 percent of the General Fund portion of estimated base salary for the Department. The reduction in this General Fund appropriation is in lieu of a 5.0 percent personal services base reduction and provides the Department with increased flexibility to absorb the reduction and engage in more considered targeted reductions across all department divisions and programs. This reduction is not intended to reduce the Health, Life, and Dental benefit provided to state employees. It is the General Assembly's intent that Health, Life, and Dental costs for employees, as approved in budget actions, be fully paid within personal services appropriations augmented by Department allocations from central benefits appropriations.

COMMENT: This footnote explains assumptions used in determining the amount of the FY 2020-21 appropriation for Health, Life, and Dental. The footnote describes the adjustment made as a statewide compensation balancing action. This item is addressed in the Statewide Compensation briefing document.

39 **Department of Human Services, Office of Information Technology Services, Colorado Benefits Management System** -- In addition to the transfer authority provided in Section 24-75-108, C.R.S., the Department is authorized to transfer up to 5.0 percent of the total appropriations in this subsection among line items in this subsection. The Department is also authorized to transfer up to 5.0 percent of the total appropriations in this subsection to the following line item appropriations within the Department of Health Care Policy and Financing, Executive Director's Office, Information Technology Contracts and Projects, Colorado Benefits Management Systems, Operating and Contract Expenses and Colorado Benefits Management System, Health Care and Economic Security Staff Development Center.

COMMENT: This footnote was included for FY 2020-21 to allow appropriations for the Colorado Benefits Management System to be transferred (up to 5.0 percent) between the Department of Human Services and the Department of Health Care Policy and Financing. This flexibility is intended to allow the agencies to expend money for cross-department projects rather than limiting expenditures to a single department.

40 **Department of Human Services, Office of Information Technology Services, Colorado Benefits Management System, Ongoing Expenses, Operating and Contract Expenses** -- Of this appropriation, $2,500,000 remains available for expenditure until the close of the 2021-22 state fiscal year.

COMMENT: This footnote was included for FY 2020-21 to allow appropriations for the Colorado Benefits Management System to be expended in FY 2021-22, as well. This flexibility is intended to allow the Department to undertake (and pay for) projects that extend beyond a 12 month timeframe.

41 **Department of Human Services, County Administration, County Administration; and Adult Assistance Programs, Adult Protective Services, Adult Protective Services** -- Any amount in the Adult Protective Services line item that is not required for the provision of adult protective services may be transferred to the County Administration line item and used to provide additional benefits under that program. Further, if county spending exceeds the total appropriations from the Adult Protective Services line item, any amount in the County Administration line item that is not required for the provision of services under that program may be transferred to the Adult Protective Services line item and used to provide adult protective services.

COMMENT: This footnote was included for FY 2020-21 to provide counties with flexibility to move money between two purposes, county administration and adult protective services, based on the need for such services. This footnote dates back to the first fiscal year in which the appropriation for the county administration of adult protective services was removed from the County Administration line item and isolated in an adult protective services-specific line item. This isolation was based on a forecast for county administration and adult protective services, thus the footnote was included in the event that the expenditures varied from the forecast.

42 **Department of Human Services, County Administration, County Incentive Payments; Office of Self Sufficiency, Colorado Works Program, County Block Grants; Child Support Enforcement, Child Support Enforcement** -- Pursuant to Sections 26-13-108 and 26-13-112.5 (2), C.R.S., the Department shall distribute child support incentive payments to counties. Further, all of the State share of recoveries of amounts of support for public assistance recipients, less annual appropriations from this fund source for state child support enforcement operations, be distributed to counties, as described in Sections 26-13-108 and 26-2-108, C.R.S. If the total amount of the State share of recoveries is greater than the total annual appropriations from this fund source, the Department is authorized to distribute to counties, for county incentive payments, the actual State share of any additional recoveries.

COMMENT: This footnote was included for FY 2020-21 to express legislative intent with respect to the use of the State share of child support enforcement recoveries.

44 **Department of Human Services, Office of Early Childhood, Division of Early Care and Learning, Early Childhood Councils** -- It is the General Assembly's intent that these funds be allocated to existing Early Childhood Councils.

COMMENT: This footnote was added in FY 2020-21 to express legislative intent. The department has stated these funds have been allocated to existing Early Childhood Councils.

45 **Department of Human Services, Office of Early Childcare, Division of Early Care and Learning, Child Care Grants for Quality and Availability and Federal Targeted Funds Requirements** -- It is the General Assembly's intent that $1,500,000 of this appropriation be used by the Early Childhood Councils to support efforts critical to quality improvement such as facilitating structures and connections, promoting shared results for children and families, capacity building and sustainability, community and family engagement, professional development, and recruitment of the workforce.

COMMENT: This footnote was included for FY 2020-21 to express legislative intent.

46 **Department of Human Services, Office of Early Childhood, Division of Community and Family Support, Early Childhood Mental Health Services** -- It is the General Assembly's intent that this appropriation be used for the purpose of supporting early childhood mental health specialists in each community mental health center.

COMMENT: This footnote was included for FY 2020-21 to express legislative intent. The Department has stated these funds have been used for the purpose of supporting early childhood mental health specialists in community mental health centers and other community-based locations. State procurement law requires that the services be acquired through a competitive process. However, the Department conducts targeted outreach to each of the community mental health centers to encourage their participation in the procurement process.

47 **Department of Human Services, Office of Self Sufficiency, Administration, Personal Services and Operating Expenses; and Special Purpose Welfare Programs, Supplemental Nutrition Assistance Program Administration** -- The Department is authorized to transfer up to 5.0 percent of the total appropriations between these line items.

COMMENT: This footnote was first included for FY 2017-18 as a result of the addition of a line item for FY 2016-17 to the Department's Long Bill structure to capture all appropriations for the State's administrative functions associated with Supplemental Nutrition Assistance Program (SNAP). This line item was carved out of two existing line items that historically contained appropriations for administrative functions for a variety of programs, including SNAP. The appropriation splits between the line items are based on a forecast of expenditures, thus the footnote was included in the event that the expenditures varied from the forecast.

48 **Department of Human Services, Office of Self Sufficiency, Colorado Works Program, County Block Grants** -- Pursuant to Sections 26-2-714 (7) and 26-2-714 (9), C.R.S., under certain conditions, a county may transfer federal Temporary Assistance for Needy Families (TANF) funds within its Colorado Works Program Block Grant to the federal child care development fund or to programs funded by Title XX of the federal Social Security Act. One of the conditions specified is that the amount a county transfers must be specified by the Department of Human Services as being available for transfer within the limitation imposed by federal law. The Department may allow individual counties to transfer a greater percent of federal TANF funds than the state is allowed under federal law as long as: (a) Each county has

had an opportunity to transfer an amount up to the federal maximum allowed; and, (b) the total amount transferred statewide does not exceed the federal maximum.

COMMENT: This footnote was included for FY 2020-21 to clarify that counties may transfer TANF funds to child welfare and child care programs in excess of 30.0 percent of the county's own TANF allocation, as long as the amount transferred statewide does not exceed federal caps.

49 **Department of Human Services, Office of Self Sufficiency, Colorado Works Program, County Block Grants** -- The appropriation of local funds for Colorado Works program county block grants may be decreased by a maximum of $100,000 to reduce one or more small counties' fiscal year 2020-21 targeted or actual spending level pursuant to Section 26-2-714 (8), C.R.S.

COMMENT: The Colorado Works Allocation Committee is authorized (Section 26-2-714 (8), C.R.S.) to mitigate (reduce) a small county's targeted and/or actual spending level, up to a maximum amount identified in the Long Bill. A small county is one with less than 0.38% of the total statewide Works caseload, as determined by the Department of Human Services. This footnote authorizes the Works Allocation Committee to approve a maximum of $100,000 in mitigation.

50 **Department of Human Services, Office of Self Sufficiency, Colorado Works Program, County Block Grants** -- The Department may comply with the provisions of Section 26-2-714 (10), C.R.S., by reducing required county Temporary Assistance for Needy Families (TANF) maintenance of effort expenditures in the fiscal year after the State is notified that it has met federal work participation rates and qualifies for a percent reduction in the state's maintenance of effort. If the State is notified during state FY 2020-21 that it has met federal work participation rates for a prior year and therefore qualifies for a percent reduction in the state's maintenance of effort, local cash funds expenditure obligations that are established in this line item pursuant to Section 26-2-714 (6)(c)(I), C.R.S., shall be reduced by $5,524,726.

COMMENT: This footnote was included for FY 2020-21 to reimburse counties when the state is notified that its federally required TANF maintenance of effort has been reduced based on the state meeting specified work participation rates.

50a **Department of Human Services, Office of Self Sufficiency, Colorado Works Program, Domestic Abuse Program - Coronavirus Relief Funds** -- This appropriation only remains available for expenditure through December 30, 2020. The General Assembly finds and declares that reports of domestic abuse and violence across the state have increased since the start of the COVID-19 public health emergency due to factors related to the virus and the associated public health orders, and that domestic violence shelters have and will continue to incur expenditures due to the COVID-19 public health emergency. The General Assembly further finds and declares that the amount appropriated is for costs that are necessary expenditures incurred due to the COVID-19 public health emergency and that were not accounted for in the budget most recently approved as of March 27, 2020.

COMMENT: This footnote was included for FY 2020-21 to reflect legislative intent to use federal Coronavirus Relief Funds to mitigate the impacts of COVID-19.

51 **Department of Human Services, Office of Self Sufficiency, Special Purpose Welfare Programs, Food Distribution Program** -- Of this amount, it is the General Assembly's intent that $100,000 General Fund go to a Colorado-based community foundation as part of the department's responsibilities under Section 26-1-121, C.R.S., to distribute funds to requesting food pantries and food banks, not to exceed $50,000 per entity per year, such funds to be used for the purchase of Colorado grown foods that meet the Colorado Proud definition and any associated costs, such as transportation and cold storage. This amount is calculated based on the assumption that the Colorado-based community foundation will receive up to 5.0 percent of the total allocation for costs associated with program administration and that entities receiving funds will use no more than 10.0 percent of these funds for indirect costs associated with the purchase of Colorado grown foods including, but not limited to, transportation, refrigeration, and storage.

COMMENT: This footnote was added in FY 2020-21 to reflect legislative intent.

58 **Department of Human Services, Adult Assistance Programs, Community Services for the Elderly, Older Americans Act Programs, and State Funding for Senior Services** -- Amounts in the Older Americans Act Programs line item are calculated based on a requirement for a non-federal match of at least 15 percent, including a 5.0 percent state match, pursuant to Title III of the federal Older Americans Act. The Department is authorized to transfer General Fund and cash funds from the State Funding for Senior Services line item to the Older Americans Act Programs line item to comply with the 5.0 percent state match requirement for the Older Americans Act Programs. This appropriation is based on the assumption that all federal Title III funds requiring a state match that are not for purposes of administration or included in the appropriations for other line items will be expended from the Older Americans Act Programs line item.

COMMENT: This footnote was included for FY 2020-21 to authorize the transfer of funds from the State Funding for Senior Services line item to the Older Americans Act program line item in the event that funding is needed to meet the State match to receive federal funds.

UPDATE ON LONG BILL REQUESTS FOR INFORMATION

The Joint Budget Committee annually submits requests for information to executive departments and the judicial branch via letters to the Governor, the Chief Justice, and other elected officials. Each request is associated with one or more specific Long Bill line item(s), and the requests have been prioritized by the Joint Budget Committee as required by Section 2-3-203 (3), C.R.S. Copies of these letters are included as Appendix L of the annual Appropriations Report. The requests for information relevant to this document are listed below.

REQUESTS FOR MULTIPLE DEPARTMENTS

1 Department of Corrections; **Department of Human Services**; Judicial Department; Department of Public Safety; and Department of Transportation -- State agencies involved in multi-agency programs requiring separate appropriations to each agency are requested to designate one lead agency to be responsible for submitting a comprehensive annual budget request for such programs to the Joint Budget Committee, including prior year, request year, and three year forecasts for revenues into the fund and expenditures from the fund by agency. The requests should be sustainable for the length of the forecast based on anticipated revenues. Each agency is still requested to submit its portion of such request with its own budget document. This applies to requests for appropriation from: the Alcohol and Drug Driving Safety Program Fund, the Law Enforcement Assistance Fund, the Offender Identification Fund, the Persistent Drunk Driver Cash Fund, and the Sex Offender Surcharge Fund, among other programs.

COMMENT: The Department provided the following information on November 2, 2020. The Persistent Drunk Driver Cash Fund, created in Section 42-3-303 (1), C.R.S., is projected to have a FY 2021-22 beginning fund balance of $744,920. Revenue in FY 2021-22 are projected at $1,660,269 and expenditures are projected at $1,563,211, resulting in modest annual surplus.

5 Department of Health Care Policy and Financing, Medical Services Premiums; Indigent Care Program, Children's Basic Health Plan Medical and Dental Costs; Department of Higher Education, Colorado Commission on Higher Education, Special Purpose, University of Colorado, Lease Purchase of Academic Facilities at Fitzsimons; Governing Boards, Regents of the University of Colorado; **Department of Human Services, Division of Child Welfare, Tony Grampsas Youth Services Program; Office of Early Childhood, Division of Community and Family Support, Nurse Home Visitor Program;** Department of Military and Veterans Affairs, Division of Veterans Affairs, Colorado State Veterans Trust Fund Expenditures; Department of Personnel, Division of Human Resources, Employee Benefits Services, H.B. 07-1335 Supplemental State Contribution Fund; Department of Public Health and Environment, Disease Control and Environmental Epidemiology Division, Administration, General Disease Control, and Surveillance, Immunization Operating Expenses; Special Purpose Disease Control Programs, Sexually Transmitted Infections, HIV and AIDS Operating Expenses, and Ryan White Act Operating Expenses; Prevention Services Division, Chronic Disease Prevention Programs, Oral Health Programs; Primary Care Office -- Each Department is requested to provide the following information to the Joint Budget

Committee by October 1, 2020 for each program funded with Tobacco Master Settlement Agreement money: the name of the program; the amount of Tobacco Master Settlement Agreement money received and expended by the program for the preceding fiscal year; a description of the program including the actual number of persons served and the services provided through the program; information evaluating the operation of the program, including the effectiveness of the program in achieving its stated goals.

COMMENT: The Department provided the following information on October 1, 2020.

COLORADO
Department of Human Services

October 1, 2020

The Honorable Daneya Esgar
Chair, Colorado General Assembly Joint Budget Committee

Representative Esgar:

The Colorado Department of Human Services, in response to the Long Bill FY 2020-21 Multi-department Request for Information #5, respectfully submits the attached information concerning the Tony Grampsas Youth Services Program.

> *"Department of Health Care Policy and Financing, Medical Services Premiums; Indigent Care Program, Children's Basic Health Plan Medical and Dental Costs; Department of Higher Education, Colorado Commission on Higher Education, Special Purpose, University of Colorado, Lease Purchase of Academic Facilities at Fitzsimons; Governing Boards, Regents of the University of Colorado;* ***Department of Human Services, Division of Child Welfare, Tony Grampsas Youth Services Program****; Office of Early Childhood, Division of Community and Family Support, Nurse Home Visitor Program; Department of Military and Veterans Affairs, Division of Veterans Affairs, Colorado State Veterans Trust Fund Expenditures; Department of Personnel, Division of Human Resources, Employee Benefits Services, H.B. 07-1335 Supplemental State Contribution Fund; Department of Public Health and Environment, Disease Control and Environmental Epidemiology Division, Administration, General Disease Control, and Surveillance, Immunization Operating Expenses; Special Purpose Disease Control Programs, Sexually Transmitted Infections, HIV and AIDS Operating Expenses, and Ryan White Act Operating Expenses; Prevention Services Division, Chronic Disease Prevention Programs, Oral Health Programs; Primary Care Office -- Each Department is requested to provide the following information to the Joint Budget Committee by October 1, 2020 for each program funded with Tobacco Master Settlement Agreement money: the name of the program; the amount of Tobacco Master Settlement Agreement money received and expended by the program for the preceding fiscal year; a description of the program including the actual number of persons served and the services provided through the program; information evaluating the operation of the program, including the effectiveness of the program in achieving its stated goals."*

If you have any questions, please contact Kevin Neimond, CDHS' Legislative Director, at 303-620-6450 or kevin.neimond@state.co.us.

Sincerely,

Minna Castillo Cohen

Minna Castillo Cohen
Director, Office of Children, Youth, and Families

TONY GRAMPSAS YOUTH SERVICES PROGRAM

Program Overview:

Program Description:	The Tony Grampsas Youth Services Program (TGYS) is a program authorized by C.R.S.§ 26-6.8-101 through 106 to provide funding to community-based organizations that serve children, youth, and their families with programs designed to reduce youth crime and violence and youth marijuana use and prevent child abuse and neglect.
Eligible Population:	Eligible TGYS applicants include local governments, schools, nonprofit organizations, state agencies, and institutions of higher education. TGYS-funded agencies serve target populations including children and youth ages 0-25, as well as parents, caregivers, mentors, and community members.

Services:	Number of Eligible Persons Served:
TGYS achieves its goals by funding programs that implement Positive Youth Development and Strengthening Families approaches. Using a strengths-based approach, TGYS-funded agencies address those risk and protective factors that are associated with the prevention of various negative outcomes. Specific strategies include, but are not limited to: 1. Student dropout prevention 2. Youth mentoring 3. Before- and after-school programs 4. Restorative justice 5. Early childhood programs 6. Violence prevention 7. Marijuana prevention	TGYS funded 94 lead agencies (grantees), representing a total of 136 local providers through multi-agency and intermediary agency partnerships which served 88,240 individuals in 46 counties and two tribes, the Ute Mountain Ute and Southern Ute Tribe, in State Fiscal Year (FY) 2019-20. Of those served: ● 26,720 (31%) were children (ages 0-8) ● 47,605 (54%) were youth (ages 9-18) ● 1,682 (2%) were young adults (ages 19-24) ● 7,304 (8%) were parents or caregivers ● 1,846 (2%) were adult mentors ● 3,083 (3%) community members

Financial Overview:

TGYS receives funding from three sources: the Master Settlement Agreement (MSA), State General Fund (GF), and the Marijuana Tax Cash Fund (MTCF).

Total FY 2019-20 Program Appropriation (Includes POTS and roll forward)	**TOTAL: $10,715,289** GF: $1,457,278 MTCF: $2,634,702
MSA Appropriation (Includes POTS and roll forward)	$6,623,309
Total Program Expenditures	**TOTAL: $10,443,987.06** GF: $1,421,888.47 MTCF: $2,599, 610
MSA Expenditure	$6,377,813.10

Actual Administrative Program Costs (Personnel Services, Supplies & Operating, Youth Advisor, and Indirect)	$518,804
% of Total Actual Adm. Costs / Expenditures	5.0%
Actual Contractual Costs (Evaluation, Evidence-Base Training and Technical Assistance, OIT services, SYDP Dashboard Updates, Grantee Training)	$698,201
% of Contractual Costs	6.7%

FY 2020-21 Strategic Priorities and Key Goals:

- FY 2020-21 is the first year of a new three-year grant cycle with 68 grantees providing services to children, youth, and families in 86 programs across the state. TGYS program staff will begin monitoring grantee programs through modified, virtual site visits in compliance with statewide mandates and guidance due to the COVID-19 pandemic.
- TGYS will contract with Butler Institute for Families, University of Denver (Butler) for evaluation of grantee programs for FY 2020-21 and throughout the three-year grant cycle with a focus on providing guidance for both the implementation and outcome surveys and on improving the percentage of outcome surveys completed by youth and families served.
- TGYS will continue to seek out new and innovative strategies to support grantees who have experienced trauma or secondary trauma during the COVID-19 pandemic.

- The TGYS Board will direct strategic priorities and in light of COVID, its impact on communities, and its impact on grantees' ability to safely implement their programs as originally proposed.

Partner Relationships:

- In the final year of the FY18-20 three-year grant cycle, TGYS continued to contract with Butler to provide evaluation services. Butler continued their ongoing communication strategies to assist grantees with evaluation related questions or concerns and made changes to best meet the needs of grantees.
    - Email: Butler established a single email address for grantees to ensure a rapid response to all emails and to facilitate coordination among evaluation team members. Grantees could also still email any member of the team directly.
    - Evaluation Newsletters: Butler continued to send out a monthly newsletter to all grantees with important evaluation updates, timelines, and frequently asked questions.
    - Online Evaluation Resources: All evaluation forms continued to be stored on the TGYS website and information on how to access the evaluation forms was included in the regular newsletters.
    - Office Hours: Grantees were able to continue to reserve time with the Butler evaluation team each week.
    - Individual Conferences: Individual conferences were planned with all grantees. These 30-40 minute conferences were an opportunity for the evaluation team and grantees to connect over video conference calls and troubleshoot issues, and the evaluation team was able to gather feedback on the process for their own quality improvement efforts. Fifty grantees were contacted and 24 meetings were conducted prior to mid-March when adjustments needed to be made due to the COVID-19 pandemic. After mid-March TA efforts were shifted to respond to emergent needs within grantee organizations.
    - Each grantee was impacted in different and significant ways by the COVID-19 pandemic. Each evaluation coach engaged their grantees frequently via phone, email, and teleconferences to address their specific concerns and develop alternative strategies to ensure that evaluation requirements could be met.

- TGYS maintains strong collaborative relationships and shares grantees with several other state agencies including the Colorado Department of Public Health and Environment (CDPHE), Division of Prevention Services; Colorado Department of Human Services (CDHS), Office of Early Childhood (OEC) and Office of Behavioral Health (OBH); and Colorado Department of Education (CDE), Office of Dropout Prevention and Student Re-Engagement.

- TGYS actively participates in the Statewide Prevention Collaborative, an initiative of OBH, and the statewide Family First Prevention Services Act Implementation Team Meetings.

Measures of Success:

TGYS contracts with Butler to complete an annual evaluation which includes two main components: (1) program implementation evaluation and (2) client outcomes evaluation. The implementation evaluation asks grantee staff and volunteers questions related to best practices for service delivery. A single outcome survey was designed to be completed by all clients (children, youth, and families served) at grantee organizations.

Program Outcomes – Implementation Survey (Staff & Volunteers)	
● 71% of survey respondents indicated they intend to stay at their organization for at least the next two years. Of that group, the vast majority (82%) indicated their top reason for staying was "To help children and families." ● Staff and volunteers rated their organizations highly across the eight implementation domains included in the survey (Data Use, Leadership, Performance Assessment, Recruitment and Selection, Supervision and Coaching, Training, Facilitative Administration, and Systems Intervention). Average scores for each domain were above five out of a six point scale.	● For FY 2019-20, 1,042 total surveys were completed across 92 of the 94 grantee organizations. ● 71% of all respondents provide direct services to clients, while 29% were administrative and management personnel. ● 28% of respondents had been with their organization for less than 1 year, 48% had been with their organization for 1-5 years, and 24% for more than 5 years.

Program Outcomes – Outcome Survey (Participants)	
● Grantees participated in TGYS program support and monitoring activities including provider orientation, year-end reports, virtual meetings, and progress calls.	● Youth 11 or older who completed the survey were asked a set of questions pertaining to substance use: o 82% of youth reported having never smoked cigarettes. A similar proportion (80%) report never having used other tobacco products

● Two main versions of the survey were made available to grantees depending on the age of children/youth participating in programming. For youth who are under 11 years old, guardians or staff who work with youth were asked to complete surveys. Youth 11 or older were able to complete surveys on their own. ● A total of 4,398 valid surveys were turned in to the Butler Institute for analysis (1,362 of the guardian survey and 3,036 of the youth version). Grantees made a best effort to collect data from their program participants this spring, but data collection was still negatively impacted by the onset of the COVID-19 pandemic. ● Ages of children/youth who benefited from TGYS funded programming ranged from less than 1 year old to over 25 years old. Median age of children/youth was 13 (just youth respondents was 14) years old. ● 49% of children/youth are Hispanic, Latino, or Spanish Origin	(e.g.: vaping, e-cigarettes, snuff, chewing tobacco, and smoking tobacco from a pipe.) Of those who had smoked cigarettes, 41% smoked before age 13; 59% first smoked at age 13 or older. Of those who had used other tobacco products, 33% used before age 13; 67% first used at 13 or older. o 68% report having never drank alcohol. Of those who had drunk alcohol, 41% drank before age 13; 59% first drank at age 13 or older. o 74% report having never smoked marijuana. Of those who had smoked marijuana, 28% smoked before age 13; 72% first smoked at age 13 or older. o TGYS youth showed increases in the belief that weekly substance use is harmful with the largest mean changes in beliefs about alcohol and marijuana. Youth who believed that weekly marijuana or alcohol use has a great or moderate risk to cause harm increased by 3.4% and 4.4% respectively. o TGYS youth showed decreases in violent behavior and increases in related protective factors. The number of youth who agree or mostly agree that they know what a healthy relationship looks like increased by 3%, while youth reports of getting angry more than half of the time were reduced by 3.6%.

Professional Development Opportunities for TGYS Grantees:

In addition to the financial support of the TGYS grant itself, TGYS offers grantees high-quality, timely, and relevant professional development opportunities. This furthers the program's overall

mission of providing effective prevention and intervention services to Colorado's children and youth. The following opportunities were available to TGYS grantees during the cycle:

- **COVID-19 Response Scholarships:** TGYS COVID-19 Response Scholarships were made available to grantees beginning in April 2020. $366,184 in funding was used to provide groceries, rent assistance, utility assistance, internet and technical support, household goods, and other necessities to over 3,500 children, youth, and families across Colorado.
- **Training and Coaching:** Each year TGYS surveys grantees about areas in which additional training or technical assistance is most needed. For FY 2019-20, TGYS was able to provide training and coaching in two of those areas:
    1. **Building Organizational Capacity Cohort Coaching:** Through a partnership with Community Resource Center (CRC), 10 TGYS grantees participated in cohorts with CRC providing guidance in building organizational capacity. An initial comprehensive organizational assessment was given to each cohort member organization to determine the cohort groupings and focus areas. CRC then planned to deliver three educational training sessions at locations in the northern, central, and southern Front Range. However, due to the COVID-19 pandemic, CRC was only able to deliver 2 of the training sessions. To replace the final training session, CRC provided two coaching sessions with each grantee. 100% of participants said they would be likely or highly likely to recommend this opportunity to others. In addition, 30% found the coaching sessions useful and the remaining 70% found them very useful.
    2. **Chaos to Calm Training:** Through a partnership with Alvarado Consulting, TGYS provided five days of unique full day trainings to TGYS grantees and other organizations providing prevention and intervention services to children, youth, and their families on trauma informed care, secondary trauma, employee well-being, and well-being support of the children and youth served. These trainings were held in Alamosa, Colorado Springs, Denver, Fort Collins, and Montrose with a total of 165 attendees. Of those 165 attendees, over 95% said they learned new self-regulating strategies to use, the training enhanced their knowledge of trauma informed care, and they would recommend this training to their peers.
    3. **Positive Youth Development (PYD) Coaching:** Through a partnership with Rise Above Colorado, TGYS continued a PYD coaching program to provide advanced PYD coaching for a second year. Six workshops followed by two community of practices sessions for each workshop were provided throughout the year and in various locations across the state. Topic areas were Applying the Spectrum of Engagement in PYD Programs, Supporting Adolescent Developmental Stages through PYD Programs, Engaging Youth through Social Media, and Communications that Engage Youth Beyond Social Media. Number of grantee participants varied from nine to twenty-six for any given workshop. Participants

noted provided positive feedback for the format of the coaching with workshops followed by community of practice sessions as well as the opportunity to collaborate with other grantees through the workshops and communities of practice.

- **Statewide Youth Development Dashboard (SYDP):** SYDP was designed with two goals:
  1. to support and encourage funding alignment for Colorado's youth systems, and
  2. to support local communities in accessing key data points.

  During FY20, early childhood data was added to provide a more complete picture for TGYS grantees. Grantees and other prevention and intervention organizations can use this dashboard to better coordinate services, understand gaps in service, and develop a clearer picture of what's happening in their communities.
- **Building Evidence:** For a fifth year, TGYS provided grantees with an opportunity to participate in training and technical assistance to improve data collection and build evidence base through the Impact Series facilitated by Butler and with a new option, Impact Fellows, being offered for the first time.
  1. Impact Core: This training was the year-long foundation offered to all grantees and provided a virtual introduction to the "Plan-Collect-Analyze-Use" evaluation cycle through four quarterly webinars. In addition to providing a tutorial for interpretations of grantees' individual reports, each webinar focused on a different element of the cycle and provided participants with information about how to begin to engage in evaluation activities within their own organizations. Between 14-29 grantees registered for each webinar.
  2. Impact Accelerator: This was a nine month program that included intensive coaching for nine grantees, all of whom previously completed Impact Builder or Impact Rapid. In this offering, an evaluation coach worked with each organization monthly to collect, clean, analyze, report, and share data related to a very clear evaluation question.
  3. Impact Rapid: This was a six month program with 11-12 participants from five small grass-roots grantees who worked with evaluation coaches to grow their data practice and more effectively measure their work. In-person, webinar, and coaching focused on the performance measurement cycle of design, measure, and act.
  4. Impact Rapid Fellows: During the last six months of the fiscal year, four grantees were selected to participate in this new and innovative program. Each grantee was provided access to an Impact Fellow for 12 months for approximately 8 hours a week, working to deepen their organizational practice for data-driven decision making. The Impact Rapid Fellows will continue through December, 2020.
- **Technology Improvements:** The FY 2021-23 Request for Application (RFA) was successfully completed using an online application system, Survey Monkey Apply, with 197 agencies submitting applications for 285 programs and requesting over $38.6 million in funding for those prevention and intervention services across the state.

- **Cancelled Due to Pandemic:** Due to the COVID-19 pandemic that began in March 2020, several youth prevention activities and training opportunities in which TGYS grantees typically participate, including Mentor Colorado's Annual Conference and the Colorado Department of Public Health and Environment's Shared Risk and Protective Factor Conference, were cancelled.

COLORADO
Department of Human Services

October 1, 2020

The Honorable Daneya Esgar
Chair, Colorado General Assembly Joint Budget Committee

Representative Esgar:

The Colorado Department of Human Services, in response to the Long Bill FY 2020-21 Multi-department Request for Information #5, respectfully submits the attached information concerning the Nurse Home Visitor Program.

> *"Department of Health Care Policy and Financing, Medical Services Premiums; Indigent Care Program, Children's Basic Health Plan Medical and Dental Costs; Department of Higher Education, Colorado Commission on Higher Education, Special Purpose, University of Colorado, Lease Purchase of Academic Facilities at Fitzsimons; Governing Boards, Regents of the University of Colorado; Department of Human Services, Division of Child Welfare, Tony Grampsas Youth Services Program;* ***Office of Early Childhood, Division of Community and Family Support, Nurse Home Visitor Program****; Department of Military and Veterans Affairs, Division of Veterans Affairs, Colorado State Veterans Trust Fund Expenditures; Department of Personnel, Division of Human Resources, Employee Benefits Services, H.B. 07-1335 Supplemental State Contribution Fund; Department of Public Health and Environment, Disease Control and Environmental Epidemiology Division, Administration, General Disease Control, and Surveillance, Immunization Operating Expenses; Special Purpose Disease Control Programs, Sexually Transmitted Infections, HIV and AIDS Operating Expenses, and Ryan White Act Operating Expenses; Prevention Services Division, Chronic Disease Prevention Programs, Oral Health Programs; Primary Care Office -- Each Department is requested to provide the following information to the Joint Budget Committee by October 1, 2020 for each program funded with Tobacco Master Settlement Agreement money: the name of the program; the amount of Tobacco Master Settlement Agreement money received and expended by the program for the preceding fiscal year; a description of the program including the actual number of persons served and the services provided through the program; information evaluating the operation of the program, including the effectiveness of the program in achieving its stated goals."*

If you have any questions, please contact Kevin Neimond, CDHS' Legislative Director, at 303-620-6450 or kevin.neimond@state.co.us.

Sincerely,

Mary Anne Snyder
Director, Office of Early Childhood

COLORADO NURSE HOME VISITOR PROGRAM

Program Overview:

Program Description:	The Nurse Home Visitor Program (NHVP) was created in statute in FY 2000. The NHVP utilizes Nurse-Family Partnership (NFP), an evidenced-based, voluntary, community health nursing program aimed at improving the lives of vulnerable families expecting their first child. Clients are partnered with a registered nurse early in their pregnancy and receive home visits until the child turns two. All nurses delivering NFP are trained on the model by the NFP National Service Office (NFPNSO) and receive nursing consultation and continuing education from Invest in Kids (IIK). IIK, the NFPNSO, and the University of Colorado monitor the data to ensure the program is being implemented with fidelity to the model as tested in the original randomized controlled trials. Per statute, Colorado Department of Human Services (CDHS) is responsible for fiscal oversight and contract management of the program.
Eligible Population:	The program is open to all first-time, low-income parents (individuals living with an annual income below 200% of federal poverty level). The cumulative average age of clients in Colorado is 20. NHVP is available in all 64 counties in Colorado. The total number of eligible mothers according to the CO Health Index Dataset is 7,709 in 2019 which is the last year data is available.

Services:	Number of Eligible Persons Served:
Improve pregnancy outcomes by helping women engage in preventative health practices including prenatal care from their healthcare providers, improving their diets and reducing the use of cigarettes, alcohol and illegal substances. Improve child health and development by helping parents provide responsible and competent care. Improve the economic self-sufficiency of the family by helping parents develop a vision for their own future, plan future pregnancies, continue their education and find work.	4,630 clients and 3,812 children *(4,049 clients and 3,327 children under state Tobacco Master Settlement Agreement (MSA) funded NHVP, 592 clients and 496 children under federally funded Maternal, Infant, and Early Childhood Home Visiting Program (MIECHV))*[1] Previous year: 4,586 clients and 3,929 children 57,030 completed visits *(50,422 completed visits under state MSA funded NHVP and 6,608 completed visits under federally funded MIECHV)* Previous year: 50,066 completed visits

Present Financial Overview:

Total FY 2019-20 MSA Appropriation	$22,921,755*
FY 2019-20 MSA Expenditures	$20,543,970
Total Actual Administrative Expenditures	$839,264

Administrative Expenditures as a percent of the Total MSA Allocation	3.66%
Maximum % of Administrative Expenditures Allowable	5%

**The FY 2019-20 Long Bill appropriated $22,897,788 and the program received POTS distributions in the amount of $23,967 resulting in a total appropriation of $22,921,755. $22,759,294 was the actual MSA funding allocated to NHVP based on tobacco receipts.*

[1] Some clients were served by both NHVP and MIECHV during this time period, so there is some overlap of clients served by the two programs.

Previous Fiscal Year's Financial Overview:

Total FY 2018-19 MSA Appropriation	$22,287,963*
FY 2018-19 MSA Expenditures	$20,560,913
Total Actual Administrative Expenditures	$943,185

Administrative Expenditures as a percent of the Total MSA Allocation	4.23%
Maximum % of Administrative Expenditures Allowable	5%

**The FY 2018-19 Long Bill appropriated $22,223,400 and the program received POTS distributions in the amount of $64,563 resulting in a total appropriation of $22,287,963. $22,890,511 was the actual MSA funding allocated to NHVP based on tobacco receipts.*

FY 2020-21 Opportunities and Challenges with Strategic Priorities and Key Goals:

Opportunity and Challenge	**Strategic Priorities and Key Goals**
Recruit and Retain Nurses ● CO continues to experience a nursing shortage. NFP is especially vulnerable due to the typically lower salaries offered by community health agencies compared to acute care settings.	Continue to recruit and retain a competent NHVP nursing workforce as the success of NHVP depends upon the preparation of NHVP nurses and supervisors. Assist nurses with an AA in nursing to complete their BS in nursing through funding provided by a private IIK donor. Continue support of new nurses through the Nurse Residency Program at the CU College of Nursing. Continue mentoring of supervisors through the supervisor community of practice focused on reflective supervision and preventing compassion fatigue.
Early Enrollment of the target population ● The FY19-20 early enrollment rate was 63.9% by 28 weeks which was a slight decrease from the FY18-19 rate of 65.1%. This was a slight decrease from the FY 2017-18 rate of 65.4%.	The Nurse Home Visitor Act mandates the program be made available to all eligible clients up to 30 days postpartum. To positively influence pregnancy outcomes, the NHVP clients should be enrolled early in pregnancy. NHVP sites strive to enroll clients early while following the statute. Assistance to increase the rates of early enrollment is being piloted using a dedicated nurse outreach worker charged with partnering with and educating referral sources in the Denver Metro area. The midway evaluation of this project shows promise even with the March 2020 pivot to

	telehealth due to the pandemic.
Retention of Clients ● The FY19-20 retention rates were: 76.5% in pregnancy, 63.4% in infancy and 80.5% in toddler. ● For the previous year, FY 2018-19, the retention rates were: 80.3% in pregnancy, 64.7% in infancy and 79.8% in toddler.	The goal established by the NFPNSO is 75% retention in pregnancy, 65% in infancy and 85% in toddler. All sites have specific Quality Improvement plans to increase retention, and IIK works with each individually to support and monitor progress.
Increase and maintain client caseload to the funded amount ● The MSA funded caseload for FY19-20 was 3,079. ● For previous years, the MSA-funded caseload for FY 2018-19 was 3,079. For FY 2017-18 it was 2,963.	This effort is reliant on recruiting and retaining nurses. IIK facilitates the work of the NFP nurse practice council (NPC) and supervisor group. The NPC has developed guidance for all sites in the area of local orientation and nurse mentoring and supervisors are implementing these practices. IIK is providing extra support and education for all nurses to implement the program through telehealth until further notice due to the pandemic. Many nurses have been temporarily deployed to work the public health pandemic response. IIK has coordinated the coverage of all clients across sites. IIK has increased the frequency of consultation calls and supportive educational offerings in response to the increased stress on the nursing workforce and continues to monitor the impact on clients and nurses.
Ensure sustained funding through the Nurse Home Visit Act	IIK works to maintain community and legislative support for the use of NHVP funds to support the program. In addition, all sites are in various stages of Medicaid billing for Preventive Counseling, Targeted Case Management, Depression Screening and Tobacco Cessation Counseling to all NFP sites.

Partner Relationships:

- The NHVP implementation depends on strong partnerships between CDHS, the University of Colorado, NFPNSO and IIK.
- NHVP partners with local public health agencies and communities; all sites have community advisory boards comprised of community stakeholders.
- NHVP partners with the Department of Health Care Policy and Financing (HCPF) to ensure Health First Colorado (Medicaid) billing for NHVP services. NHVP continues to work to identify a better fit

within Health First Colorado to bill for NHVP services. In addition, NHVP receives statewide referrals from HCPF.

- NHVP partners with state and national organizations including Reach Out and Read, Bright by Three, Parents as Teachers, Safecare, HIPPY, Healthy Steps, and the National Conference of State Legislatures.

Measures of Success (July 2019- June 2020)

Program Outputs and Outcomes*

● 6,478 total eligible referrals to NHVP with a 29.5% state conversion rate.
● Client retention increased in the toddler phase compared to FY18-19.
  ● Pregnancy phase: 76.5% (80.3% FY18-19)
  ● Infancy phase: 63.4% (64.7% FY 18-19)
  ● Toddler phase: 80.5% (79.8% FY 18-19)
● 95.5% of nurses hold a bachelor's degree or higher.
● NHVP employs 157 nurses, mostly in Public Health Department settings. The average turnover rate was 13% in FY19-20 (19% FY 18-19).
● 8.9% reduction in smoking during pregnancy.
● 9% preterm birth rate.[!] Premature births can have long-term effects on the child including behavioral problems, intellectual and developmental disabilities, and health problems.
● 9.9% low birth weight rate[!] Healthy babies are better equipped to learn and build core capabilities necessary for school readiness.
● 95% of clients initiate breastfeeding. Breast milk benefits the infant's growth and development, immune system and general health. All of these benefits contribute positively to school readiness.
● 93% immunization rate of 24-month old infants.
● 72% of infants received a developmental screening at 4 months and 71% at 10 months.
● 2.9% clients had subsequent pregnancies at 6 months postpartum; 9.6% at 12 months and 17.2% at 18 months.
● 45% of clients (18 and older at intake) were working at 6 months postpartum. This increases to 60.1% at 18 months postpartum.

**Program Outputs and Program Outcomes include NHVP data consolidated from the state and federally funded programs.*

[!]For clients who enrolled during pregnancy.

REQUESTS FOR THE DEPARTMENT OF HUMAN SERVICES

1 **Department of Human Services, Office of Early Childhood, Early Intervention Services** – The Department is requested to submit annually, on or before January 1, a report to the Joint Budget Committee concerning caseload growth for early intervention services. The requested report should include the following information: (a) the total number of early intervention services performed compared to the projected amount of early intervention services; (b) the amount of funds expended in the fiscal year from July 1 through the time period when the report is created compared to the projected spending; and (c) the amount of any expected gaps between the appropriation in the long bill and actual expenditures.

COMMENT: Staff expects this report to be received on or before January 1, 2021.

2 **Department of Human Services, Office of Early Childhood, Child Care Assistance Program** – The Department is requested to submit annually, on or before January 1, a report to the Joint Budget Committee concerning costs for the Colorado Child Care Assistance Program. The requested report should include the following information: (a) the changes in direct services costs from the prior year due to inflation; (b) changes in direct services costs from the prior year due to quality; and (c) changes in cost due to changes to continuity from the previous year.

COMMENT: Staff expects this report to be received on or before January 1, 2021.

4 **Department of Human Services, Totals** -- The Department is requested to submit a report concerning the status of federal Temporary Assistance for Needy Families (TANF) funds. The requested report should include the following: (a) an analysis of the TANF Long Term Reserve, including estimated TANF funds available for appropriation, estimated TANF appropriations by Long Bill line item, and the estimated closing Long Term Reserve balance, for the most recent actual fiscal year, the current fiscal year, and the request fiscal year; (b) an analysis of the TANF maintenance of effort (MOE) payments, showing the actual and forecasted MOE expenditures, by program, for the most recent actual fiscal year, the current fiscal year, and the request fiscal year; and (c) an analysis of the counties' TANF reserve balances that includes, for each county, for the most recent actual fiscal year, the starting TANF Reserve Account balances for the Works Program, Title XX, and Child Care Development Fund accounts, the annual TANF allocation, the total expenditures, the net transfers to child care and child welfare, any amounts remitted to the state, and the closing reserve balance for all county TANF accounts. The report should be provided to the Joint Budget Committee annually on or before November 1. An update to this information reflecting data at the close of the federal fiscal year should be provided to the Joint Budget Committee annually on or before January 1.

COMMENT: The Department provided the following information on November 2, 2020.

TANF LONG-TERM RESERVE ANALYSIS			
TANF FUNDS AVAILABLE TO APPROPRIATE	FY 2019-20 ACTUALS	FY 2020-21 LONG BILL	FY 2021-22 PROJECTED
Prior Grant Year Funds Available (as of June 30)[1]	**$148,853,801**	**$48,599,914**	**$22,882,094**
Less Minimum State LTR Balance (Quarter of Award)[2]	(33,901,926)	0	0
State Family Assistance Grant[3]	135,607,703	135,607,703	135,607,703
Contingency Fund [4]	16,154,660	12,000,000	12,000,000

TANF Long-term Reserve Analysis			
TANF Funds Available to Appropriate	FY 2019-20 Actuals	FY 2020-21 Long Bill	FY 2021-22 Projected
Sub-total TANF Funds Available	**$266,714,238**	**$196,207,617**	**$170,489,797**
Less County Reserves (as of June 30)/ Net Change in out year	(57,537,014)	1,492,672	0
Total TANF Funds Available to Appropriate	**$209,177,224**	**$197,700,289**	**$170,489,797**
TANF Spending/Appropriations			
General & Administrative & Prior Year Adjustments	$4,505,615	$5,320,184	$5,320,184
OIT Common Policy	528,153	972,485	999,101
Colorado Benefits Management System	2,647,702	2,688,485	2,688,485
Colorado Works Administration	3,461,416	4,093,608	4,093,608
County Block Grants	128,198,357	128,198,357	128,198,357
County TANF Transfer Utilization	0	0	0
JBC Initiated Child Welfare GF Refinance	0	11,338,408	0
State Long Term Utilization (HB 18-1306)	1,426,107	2,750,328	2,750,328
Total TANF Transfers to SSBG (Title XX)	**$1,426,107**	**$14,088,736**	**$2,750,328**
County TANF Transfer Utilization	0	0	0
State Long Term Utilization (HB 18-1162)	4,187,884	3,000,000	3,000,000
Total TANF Transfers to CCDF[5]	**$4,187,884**	**$3,000,000**	**$3,000,000**
County Training	335,846	392,827	392,827
Domestic Abuse Program	629,677	629,677	629,677
Works Program Evaluation	488,173	495,440	495,440
Workforce Development Council	76,211	111,211	111,211
Employment Opportunities with Wages (SB 17-292)	3,639,189	0	0
Child Support Services Program	0	1,819,966	1,819,966
Refugee Assistance	2,791,523	2,759,392	2,759,392
Electronic Benefits Transfer Service	46,448	205,406	205,406
System Alien Verification for Eligibility	1,941	2,421	2,421
Child Welfare Services (SB 19-258)	6,700,000	0	0
SB 19-235 Voter Registration	0	0	0
Senate Bill 20-029	0	8,540,000	0
County Block Grant Support Fund	913,067	1,500,000	**0**
Decision Items:			
R-25 Employment Opportunities with Wages	0	0	3,999,360
R-29 Refinance Child Welfare Block	0	0	10,000,000
Total TANF Spending/Appropriations	**$160,577,310**	**$174,818,195**	**$167,465,763**
State Long-term Reserve Balance	**$48,599,914**	**$22,882,094**	**$3,024,034**

[1]The Long-term Reserve Balance as of 6/30/2020 is included in the amount for Prior Grant Year Funds Available for FY 2019-20 which represents unobligated balances reflected on TANF ACF-196 Financial Reports for any open grant years, the fourth quarter federal award (see #2), plus budgeted amounts for the Child Care Development Fund and the Social Services Block Grant (Title XX). The estimated Long-term Reserve Balance for the beginning of FY 2020-21 is based on submitted federal fiscal reports.

[2] The LTR balance includes the fourth quarter (federal fiscal year) award (July-Sept) which is not available to be appropriated during the current State fiscal year.

[3] The State Family Assistance Grant amount was reduced by 0.33% for federal FY 2019 and 2020 based on direction from Administration of Children and Families. The Department projects amount will return in federal FY 2020.

[4] The federal budget for Contingency Funds is appropriated to $598 million across all states annually. Amounts awarded to individual states fluctuate annually based on a federal calculation of need and the number of states applying and qualifying for funds. The federal government has multiple proposals to reduce or repurpose these funds, so there is no assurance funds will be available. **As there is no guarantee of federal funding of Contingency to continue nor Colorado receiving these funds, program only includes actual amounts awarded.** Since 2009, Colorado has received between $4 million and $15 million annually for Contingency and projects to receive $12,000,000 in each year.

[5] CCDF: Child Care and Development Fund

County Reserves	
Ending Balance as of 6/30/2019	$57,537,014
Ending Balance as of 6/30/2020	$56,044,342
Net Inc/(Dec)	**($1,492,672)**

Table 2: TANF MOE Analysis

MOE Source	FFY 2018-19 Actual	FFY 2019-20 Projected	FFY 2020-21 Projected
Child Welfare			
Child Welfare Services Line	$23,379,928	$26,561,075	$26,561,075
Family and Children's Programs (Core)	$20,828,653	$13,443,661	$13,443,661
Colorado Works			
County Share Of Block Grant	$13,619,385	$3,149,730	$3,149,730
Child Care			
Child Care MOE	$8,985,901	$8,985,900	$8,985,900
County Share Of Admin Costs In Colorado Child Care Assistance Program (CCCAP)	$1,863,119	$1,863,119	$1,863,119
State Administration			
General Fund Expenditures On MOE Grant	$1,155,672	$1,155,672	$1,155,672
General Fund Used to Match TANF Dollars	0	0	0
CBMS Modernization	$600,365	$0	$0
Nurse Home Visitor Program			
General Fund Expenditures	$9,252,411	$9,252,411	$9,252,411
Department of Education			
GF Spent on Colorado Preschool Program (CPP) (185% of Federal Poverty Level (FPL) and below)	$37,070,371	$37,070,371	$37,070,371
GF Spent on (CPP) for households up to $75K (Direct Costs)	$22,173,721	$22,173,721	$22,173,721
Low Income Energy Assistance Program			
Funding from Energy Outreach Colorado	$0	$1,000,000	$1,000,000
Add'l Funding from Severance Tax Fund		$0	$0
Refugee - CRSP 3rd Party			
General Fund Expenditures	$1,211,722	$1,211,722	$1,211,722
Domestic Violence Program			
General/Cash Fund Expenditures	$354,472	$441,714	$441,714
Tax Credits			
Child Care Tax Credit	$2,436,245	$4,767,752	$4,767,752
Earned Income Tax Credit	$74,004,128	$70,000,000	$70,000,000
Other Sources			
County DSS Program Exp's-TANF Elig Recip's	$1,675,457	$2,000,000	$2,000,000
Foundation Expenditures-TANF Elig Recip's	11,562,886	14,000,000	14,000,000
ReHire	$190,079	$200,000	$200,000
Total	**$230,364,514**	**$217,276,847**	**$217,276,847**
Base MOE Requirement	$88,395,624	$88,395,624	$88,395,624
Surplus/(Deficit) MOE Expenditures	$141,968,890	$128,881,223	$128,881,223

5 **Department of Human Services, Totals** -- The Department is requested to submit annually, on or before November 1, a report to the Joint Budget Committee concerning federal Child Care Development Funds. The requested report should include the following information related to these funds for the actual, estimate, and request years: (a) the total amount of federal funds available and anticipated to be available to Colorado, including funds rolled forward from previous state fiscal years; (b) the amount of federal funds expended, estimated, or requested to be expended for these years by Long Bill line item; (c) the amount of funds expended, estimated, or requested to be expended for these years, by Long Bill line item where applicable, to be reported to the federal government as either maintenance of effort or matching funds associated with the expenditure of federal funds; and (d) the amount of funds expended, estimated, or requested to be expended for these years that are to be used to meet the four percent federal requirement related to quality activities and the federal requirement related to targeted funds. An update to the information on the amount of federal funds anticipated to be available and requested to be expended by Long Bill line item should be provided to the Joint Budget Committee annually on or before January 15.

Comment: The Department provided the following information on November 2, 2020. It is estimated that in FY 2020-21 a total of $162.2 million in federal Child Care Development Funds will be available and $115.3 million will be expended, leaving $46.9 million to roll forward into the next fiscal year. The Department estimates that for FY 2021-22 a total of $153.5 million in Child Care Development Funds will be available and $119.1 will be expended, leaving $34.4 million to roll forward into the next fiscal year. The Department further reports that in FY 2020-21 it is estimated that the State will provide $44.2 million in matching funds, this amount is estimated to increase to $45.2 million in FY 2021-22. The Department estimates that it will exceed the 9.0 percent federal quality requirement by approximately $6.9 million in FY 2020-21 and $7.2 million in FY 2021-22. The Department estimate in both FY 2020-21 and FY 2021-22 $5.2 million in Child Care Development Funds will be expended to meet federal targeted requirements.

6 **Department of Human Services, Office of Early Childhood, Division of Community and Family Support** -- The Department is requested to submit a report annually, on or before November 1, updating the Joint Budget Committee on the recent expansion of The Incredible Years® (IY) programs initially funded in the Long Bill in FY 2018-19. Rigorously researched IY programs support parenting skills (Preschool Basic Parent Program), teacher training (Teacher Classroom Management), and children's social-emotional skill development (Dinosaur School). The report should include a listing of the organizations that have applied for and received funding; the specific IY program(s) delivered; and information regarding how IY is being supported by the Implementation Partner through: (a) Community readiness and entity selection; (b) Training, coaching and fidelity monitoring; (c) Local Implementation Team development; (d) Entity-specific and statewide process and outcomes evaluation; and (e) On-going quality improvements to ensure high-quality scale and sustainability. The report should also include information on any changes made that affect the nature of the program.

COMMENT: The Department provided the requested information on November 2, 2020.

COLORADO
Department of Human Services

November 1, 2020

The Honorable Daneya Esgar
Chair, Colorado General Assembly Joint Budget Committee

Representative Esgar:

The Colorado Department of Human Services, in response to the Long Bill FY 2020-21 Request for Information #6, respectfully submits the attached information concerning the Incredible Years program.

> *"Department of Human Services, Office of Early Childhood, Division of Community and Family Support -- The Department is requested to submit a report annually, on or before November 1, updating the Joint Budget Committee on the recent expansion of The Incredible Years® (IY) programs initially funded in the Long Bill in FY 2018-19. Rigorously researched IY programs support parenting skills (Preschool Basic Parent Program), teacher training (Teacher Classroom Management), and children's social-emotional skill development (Dinosaur School). The report should include a listing of the organizations that have applied for and received funding; the specific IY program(s) delivered; and information regarding how IY is being supported by the Implementation Partner through: (a) Community readiness and entity selection; (b) Training, coaching and fidelity monitoring; (c) Local Implementation Team development; (d) Entity-specific and statewide process and outcomes evaluation; and (e) On-going quality improvements to ensure high-quality scale and sustainability. The report should also include information on any changes made that affect the nature of the program."*

If you have any questions, please contact Kevin Neimond, CDHS' Legislative Director, at 303-620-6450 or kevin.neimond@state.co.us.

Sincerely,

Mary Alice Cohen
Director, Office of Early Childhood

COLORADO
Office of Early Childhood
Division of Community & Family Support

THE INCREDIBLE YEARS® LEGISLATIVE REPORT NOVEMBER 1, 2020

The Department is requested to submit a report annually, on or before November 1, 2019 and November 1 in all subsequent years, updating the Joint Budget Committee on the recent expansion of The Incredible Years® (IY) programs initially funded in the Long Bill in FY 2018-19. Rigorously researched IY program components support parenting skills (Preschool Basic Parent Program), teacher training (Teacher Classroom Management), and children's social-emotional skill development (Dinosaur School).

The report should include a listing of the organizations that have applied for and received funding; the specific IY program(s) delivered; and information regarding how IY is being supported by the Implementation Partner through:

(a) Community readiness and entity selection;
(b) Training, coaching and fidelity monitoring;
(c) Local Implementation Team development;
(d) Entity-specific and statewide process and outcomes evaluation; and
(e) On-going quality improvements to ensure high-quality scale and sustainability.

The report should also include information on any changes made that impact the nature of the program.

PROGRAM OVERVIEW

The Incredible Years® (IY) is a suite of evidence-based programs that includes three prevention components for parents and teachers of young children. The Colorado Department of Human Services (CDHS or the Department), with support from its Implementation Partner, Invest in Kids (IIK), funds and supports all aspects of the implementation of the three IY components in Colorado, specifically Teacher Classroom Management (TCM), Dinosaur School, and the Preschool BASIC Parent Program (Parent Program). Each works to reduce risk factors and increase protective factors by leveraging positive parent-child and teacher-child relationships to promote preschool-aged children's social-emotional skills, which prepare young children for success in school and in life.

Teacher Classroom Management (TCM) is a framework through which care providers learn positive classroom management strategies, how to build positive relationships with children demonstrating challenging behaviors, and how to help those children control their behaviors, among other essential strategies for classroom management, including parent engagement.

Dinosaur School is a social-emotional curriculum that includes 60 lessons delivered two to three times per week in early childhood classrooms (preschool through first grade). Trained teachers co-lead the lessons using engaging activities, role-play, and video vignettes. The lessons focus on how to solve problems, control one's anger, self-monitor emotions, succeed in school, and form friendships.

The Preschool BASIC Parenting Program (Parent Program) is delivered by IIK-trained co-facilitators over 14 weeks through weekly two-hour sessions. During these sessions, parents learn strategies and skills to promote children's social competence and reduce behavior problems such as effective praise and use of incentives, establishing predictable routines, effective limit-setting, strategies to manage misbehavior, and teaching children to problem-solve.

ELIGIBLE POPULATION

While the focus is on contracting with sites that serve children from low-income families, children of color, and English Language Learners, these IY prevention program components are delivered universally and with a prioritization for program delivery in under-resourced communities that have clearly identified unmet needs.

IIK IMPLEMENTATION SUPPORT ACTIVITIES

IY in Colorado is supported through its implementation partner, IIK, through a variety of activities in the following areas:

(a) Community readiness and entity selection:

- Exploration and pre-implementation work, including assessing site readiness for the need and fit with IY, and the site's capacity to implement the IY program component(s).
- Designed and, in collaboration with the Department, conducted a rigorous Request for Proposal (RFP) process that includes the completion of a Letter of Interest (LOI) and RFP for interested sites. In Spring 2019, 59 entities submitted LOIs and 34 RFPs were submitted. After careful review, the Department awarded and funded 15 sites for the direct service costs associated with the following IY components that were delivered during the 2019-20 school year, in addition to the support provided by IIK. In Spring 2020, the Department and IIK engaged in planning for the 2020-21 program year.
    - Dinosaur School: Adams County Head Start, AspenPointe Child and Family Services, Early Childhood Partners, Grand Beginnings, Manitou Springs School District, Widefield School District 3
    - TCM: Adams County Head Start, Catholic Charities
    - Parent Program: Adams County Head Start, AspenPointe Child and Family Services, Catholic Charities, Connections 4 Kids, Delta, Devereux, Early Childhood Partners, Manitou Springs, Motherwise, North Range Behavioral Health, Sterling Family Resource Center, STRIVE, SummitStone Health Partners, Jefferson County HIPPY, YWCA of Boulder.
    - The following entities were awarded but not funded by the Department to deliver the Parent Program in 2019-20. However, IIK provided all of their support as well as philanthropic funding (also raised by IIK) for these entities throughout the program year: Jewish Family Services, Broomfield ECC, Family Visitor Program, and Mental Health Center of Denver. Two entities, Jefferson County HIPPY and YWCA of Boulder, received partial funding from IIK.

(b) Training, coaching and fidelity monitoring:

- Provided IY certified training to lead teachers, paraprofessionals, Parent Program facilitators, and other key staff. During the 2019-20 program year, 409 teachers, paraprofessionals, and Parent Program facilitators were trained in IY by IIK staff.
- Provided intensive coaching supports to lead teachers and Parent Program Facilitators. During the 2019-20 program year (i.e., August 2019-June 2020), 199 classrooms and 47 parent groups received IY coaching from IIK staff.
- Monitored fidelity to the program model across the school year and/or 14-week parent group series. During the 2019-20 program year, fidelity was monitored up to two times at the beginning and middle of the school year for TCM and Dinosaur School, and up to two times during each 14-week parent group. The fidelity ratings for 2019-20 were completed prior to March 2020, when the COVID-19 pandemic led many IY implementers to deliver the program remotely. Between March and June, the IIK-IY team focused on supporting the transition to remote IY delivery rather than completing the fidelity checklists, which were developed specifically for observations of in-person program delivery. Satisfactory fidelity was observed through February 2020 for program implementers across all three program components.

(c) Local Implementation Team (LIT) development

- Developed and sustained LITs at Entity locations, an organized, active group that supports high-quality use and sustainability of IY. IIK-IY staff facilitated these meetings up to three times a year with 51 different LITs during the 2019-20 program year.

(d) Entity-specific and statewide process and outcomes evaluation

- Collected and monitored outputs, such as the number of teachers and Parent Program facilitators supported, number of training days and coaching visits, and number of students and Parent Program participants benefiting from each component. In 2019-20, IIK provided a total of 96 training days and 1,024 coaching visits to IY implementers (across all 3 components).

- Collected and monitored coaching visit and fidelity information (process evaluation).
- At the beginning and end of each program component, collected pre- and post-test data to assess changes in students, teachers, and parents' use of the skills learned in IY (see 2019-20 outcomes synopsis, below).
- Developed and disseminated detailed entity, district, and/or county outcomes reports annually. In August 2020, one statewide and 80 entity-specific outcomes reports were shared with IY implementing sites. A copy of the 2019-20 statewide outcomes report is available upon request.

(e) On-going quality improvements to ensure high-quality scale and sustainability

- Annual evaluation drives the ongoing quality improvement process.
- Utilize data to refine implementation, coaching, and evaluation tools to ensure continuous practice improvement.
- Use a sustainability tool annually with local entities that identifies strengths and challenges in using IY. The results guide sustainability action planning and goal setting with LITs.
- Participate on the IY Coordination Team to ensure maximum collaboration between IIK and the Department.
- Specific examples from 2019-20: The director of the IIK Peer Coach Initiative continued training a third cohort of community based peer coaches, who collectively will extend IIK's capacity to support IY in the following counties: Adams, Arapahoe, Delta, El Paso, Grand, and Summit. She will begin training a fourth cohort this fall. In addition, the team of IIK-IY consultants expanded this year to include a second bilingual program consultant, which augments IIK's capacity to support Spanish-speaking Parent Program Facilitators.

2019-2020 STATEWIDE OUTCOMES SUMMARY AND NUMBERS SERVED

During the 2019-20 program year, IY components were delivered across 24 counties in Colorado with the support of IIK:

DINOSAUR SCHOOL

Outcomes: There was a statistically significant increase from pre- to post-test in students' Prosocial Communication, Emotion Regulation, Academic skills, and overall Social Competence, as reported by teachers. There was also a statistically significant increase in all nine items that measured student progress on Dinosaur School social-emotional skills in the classroom.

TCM

Numbers Served: 57 teachers were in classrooms that benefited from training and coaching in TCM, and 757 students were in those classrooms.
Outcomes: There was a statistically significant increase from pre- to post-test in students' Prosocial Communication, Emotion Regulation, Academic Skills, and overall Social Competence, as reported by teachers. There was also a statistically significant increase from pre- to post-test in teachers' use of Incentives, Social Emotional Learning Support, and Planning and Support. TCM teachers also reported a significant increase in their Confidence in their abilities to manage current and future behavior problems, and their ability to promote social-emotional skills.

PARENT PROGRAM

Numbers Served: 94 Parent Program facilitators delivered the Parent Program to 746 parents across 63 unique parent groups in Colorado.
Outcomes: There was a statistically significant increase from pre- to post-test for parents who reported increased use of Appropriate Discipline, Clear Expectations, and Positive Parenting strategies, and a significant decrease from pre- to post-test for parents' use of Harsh Discipline and Inconsistent Discipline. There was also a significant increase in preschool-aged children's Prosocial Communication, Emotion Regulation, and overall Social Competence, as reported by parents.

RESPONSE TO COVID-19

In March 2020, when IY entities had to stop in-person learning and meetings due to COVID-19, the IIK-IY team quickly and efficiently shifted gears to provide a variety of implementation supports virtually, including the following:

- Developed and distributed weekly IY activities to all our sites, across all three IY components.
- For teachers who were able to provide remote learning opportunities for their students, our team provided coaching support by joining the remote Dinosaur School lessons and providing feedback.
- IIK-IY's bilingual consultants translated numerous IY documents into Spanish that were recently created by the IY program developer, Carolyn Webster-Stratton, for Dinosaur School, TCM, and the Parent Program. These documents are now available to support Colorado's Spanish-speaking implementers, and they are also available on The Incredible Years® website for IY implementers worldwide.
- Parent Program Facilitators from 19 of the 32 spring parent groups were able to continue the weekly parent groups virtually, using Zoom or another remote platform. Most groups that were unable to meet virtually instead provided weekly activities and checked in with each family via phone calls, emails, and/or texts. Some facilitators even sent meal gift certificates to families each week, continuing the meal aspect of the in person program.
- In May 2020, IIK collaborated with Rocky Mountain PBS (RMPBS), the Colorado Education Association, the Colorado Department of Education, Gary Community Investments, and the Governor's Office in a five-week television series called Colorado Classroom. IIK-IY consultants provided social and emotional content to air between the academic sessions for the children watching (kindergarten through third grade). This was an incredible opportunity for young children and families from the most under-resourced communities in Colorado to access IY. The IIK-IY team will film new segments to be aired on RMPBS starting in September 2020.

7 **Department of Human Services, Adult Assistance Programs, Community Services for the Elderly** -- The Department is requested to submit a report by November 1 of each year on Older Americans Act Funds received and anticipated to be received, and the match requirements for these funds. The report should also specify the amount of funds, if any, that were transferred between the State Funding for Senior Services line item and the Older Americans Act Programs line item in the prior actual fiscal year to comply with federal match requirements.

Comment: The Department provided the following information on November 2, 2020. In FY 2019-20 the State received $21.4 million in federal Older Americans Act funds, while the state provided a match of $4.6 million. The total funds provided for Older Americans Act program was $30.0 million. The Department did not transfer any funds between line items. The Department projects the same amount of funding for FY 2021-22.

10 **Department of Human Services, Adult Assistance Programs** -- The Department is requested to submit annually, on or before November 1, a report to that provides the cost to eliminate waitlists for each service type for services provided to older adults by the state's Area Agencies on Aging.

Comment: The Department provided the following information on November 2, 2020. There are an estimated 5,742 individuals on waitlists for a variety of services, including adult day care, in-home services, home delivered meals, respite care, and transportation. The category with the largest waitlist is for in-home services with 2,490 individuals. The total cost to eliminate the waitlist is estimated to be $5.4 million. However, It is important to note that per Section 26-11205.5(2), C.R.S., the funding provided to AAAs through the State Funding for Senior Services Long Bill line item must be disbursed to them via the federally-approved Intrastate Funding Formula (IFF). The IFF is an allocation formula based on several population demographic figures provided annually by the State Demography Office. As a result, if additional funding is appropriated to the State Funding for Senior Services (SFSS) line item, it will be distributed to the AAAs based on the IFF, not based on their individual funding needs to eliminate their waitlists.

14 **Department of Human Services, All Divisions** -- The Department is requested to provide, by November 1 of each fiscal year, a list of each transfer made in the previous fiscal year pursuant to Section 24-75-106, C.R.S. This information should include: the line item in which the funds originated, the line item to which the funds were transferred, the amount of each transfer, the fund split for each transfer, and the purpose of the transfer.

COMMENT: The Department provided the following information on November 2, 2020. There were three transfers related to this request for information that occurred in FY 2019-20:

- From the Department of Health Care Policy and Finance (HCPF) to the State Funding for Senior Services line item for $500,000 General Fund;
- From HCPF to Child Welfare Services for $90,578 General Fund; and
- From HCPF to Child Welfare Services for $2.8 million General Fund.

21 **Department of Human Services, Executive Director's Office, Special Purpose, Employment and Regulatory Affairs** -- The Department is requested to provide to the Joint Budget Committee, by November 1 of each fiscal year, a report including aggregate data by program area and job classification for the previous five fiscal years, including, but not limited to: employee recruitment and retention activities; time-to-fill (positions) data; staff turn-over rates; and direct care professional to client ratios.

Comment: The Department provided the requested information on November 2, 2020. JBC staff is analyzing the information and will provide further guidance and recommendations during figure setting.

22 Department of Human Services, All Divisions – The Department is requested to submit, on or before October 1, 2020, a budget neutral proposal for reorganizing the divisional and line item structure of the Long Bill.

Comment: The Department provided the requested information on November 2, 2020. JBC staff is assessing the impact of a reorganization of the divisional and line item structure of the Long Bill and will provide further guidance and recommendations during figure setting.

APPENDIX C
DEPARTMENT ANNUAL PERFORMANCE REPORT

Pursuant to Section 2-7-205 (1)(b), C.R.S., the Department of Human Services is required to publish an **Annual Performance Report** for the *previous fiscal year* by November 1 of each year. This report is to include a summary of the Department's performance plan and most recent performance evaluation for the designated fiscal year. In addition, pursuant to Section 2-7-204 (3)(a)(I), C.R.S., the Department is required to develop a **Performance Plan** and submit the plan for the *current fiscal year* to the Joint Budget Committee and appropriate Joint Committee of Reference by July 1 of each year.

For consideration by the Joint Budget Committee in prioritizing the Department's FY 2021-22 budget request, the FY 2019-20 Annual Performance Report and the FY 2020-21 Performance Plan can be found at the following link:

https://www.colorado.gov/pacific/performancemanagement/department-performance-plans