

# Joint Budget Committee



## Staff Budget Briefing FY 2025-26

Office of the Governor, Lt.  
Governor, OSPB  
(Office of Information Technology)

JBC Working Document - Subject to Change  
Staff Recommendation Does Not Represent Committee Decision

Prepared by:

Scott Philip Thompson, JBC Staff

Monday, December 16, 2024

Joint Budget Committee Staff  
200 E. 14th Avenue, 3rd Floor • Denver • Colorado • 80203  
Telephone: (303) 866-2061 • TDD: (303) 866-3472  
<https://leg.colorado.gov/agencies/joint-budget-committee>

# Contents

Overview of the Office of Information Technology.....	3
General Factors Driving the Budget.....	7
Summary of Request.....	9
Budget Reduction Options.....	12
Footnotes and Requests for Information .....	15
Department Annual Performance Report .....	17
Appendix A: Numbers Pages.....	18

## ADDITIONAL RESOURCES

Brief summaries of all bills that passed during the 2024 legislative session that had a fiscal impact on this department are available in Appendix A of the annual Appropriations Report: <https://leg.colorado.gov/sites/default/files/fy24-25apprept.pdf>

The online version of the briefing document may be found by searching the budget documents on the General Assembly’s website by visiting [leg.colorado.gov/content/budget/budget-documents](https://leg.colorado.gov/content/budget/budget-documents). Once on the budget documents page, select the name of this department's *Department/Topic*, "Briefing" under *Type*, and ensure that *Start date* and *End date* encompass the date a document was presented to the JBC.

# Overview of the Office of Information Technology

The Office of Information Technology (OIT) serves as the enterprise provider and consulting partner to keep state systems operating, information flowing, and technology advancing, securely. These are the main drivers of agency and customer need for OIT services.

Most of OIT’s budget (96.5 percent) is reappropriated from other state agencies, with the remaining 3.5 percent coming from general funds, cash funds, and federal funds to support OIT programs.

Increased mobile phone use, advanced cybersecurity threats, the need for system enhancements and infrastructure refreshes, and the desire to automate through emerging technology such as Chatbots drive great demand for IT services. OIT manages approximately 300 IT projects at any given time. Also, because OIT primarily serves state agencies, agency staff (FTE) growth is another component that drives demand for IT services. OIT utilizes agency-driven technology planning workbooks as a way for agencies to communicate needs related to tech advancements, new initiatives, and additional staff.

The state’s IT assets are managed by OIT as well as individual agencies. OIT submits an annual asset inventory and refresh cycle report to the Joint Budget Committee and Joint Technology Committee which includes details covering personal computers, networks, servers, and non-productivity software. Current efforts are underway to account for all appropriate IT assets under OIT’s management through a recently approved decision item for an IT asset management tool.

## Recent Appropriations

The following tables provide summaries of recent appropriations made to the Governor’s office including all divisions followed by a table summarizing only the Office of Information Technology recent appropriations.

## Office of the Governor, Lt. Governor, OSPB – All Divisions

Governor All Divisions: Recent Appropriations				
Funding Source	FY 2022-23	FY 2023-24	FY 2024-25	FY 2025-26
General Fund	\$57,157,966	\$50,106,915	\$55,862,788	\$54,420,838
Cash Funds	94,591,666	203,802,924	103,880,903	98,071,665
Reappropriated Funds	327,993,055	344,073,150	355,478,626	389,269,795
Federal Funds	6,786,613	7,986,145	8,934,562	8,897,890
<b>Total Funds</b>	<b>\$486,529,300</b>	<b>\$605,969,134</b>	<b>\$524,156,879</b>	<b>\$550,660,188</b>

### Governor All Divisions: Recent Appropriations

Funding Source	FY 2022-23	FY 2023-24	FY 2024-25	FY 2025-26
Full Time Equivalent Staff	1,286.2	1,268.8	1,298.3	1,288.8

Funding for the Office of the Governor, Lt. Governor, OSPB in FY 2024-25 consists of 10.7 percent General Fund, 19.8 percent cash funds, 67.8 percent reappropriated funds, and 1.7 percent federal funds.

## Office of Information Technology

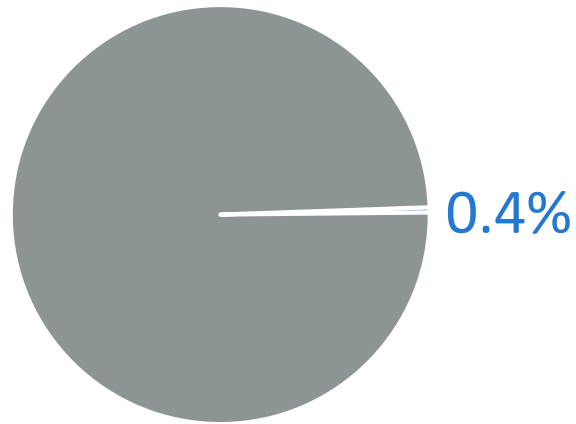
### Office of Information Technology: Recent Appropriations

Funding Source	FY 2022-23	FY 2023-24	FY 2024-25	FY 2025-26
General Fund	\$11,568,839	\$4,513,253	\$5,414,437	\$6,136,841
Cash Funds	1,667,844	3,267,823	7,449,867	3,168,555
Reappropriated Funds	318,512,832	339,596,924	350,337,923	382,263,160
Federal Funds	121,000	312,145	4,573	4,573
<b>Total Funds</b>	<b>\$331,870,515</b>	<b>\$347,690,145</b>	<b>\$363,206,800</b>	<b>\$391,573,129</b>
Full Time Equivalent Staff	1,103.7	1,066.1	1,083.4	1,075.4

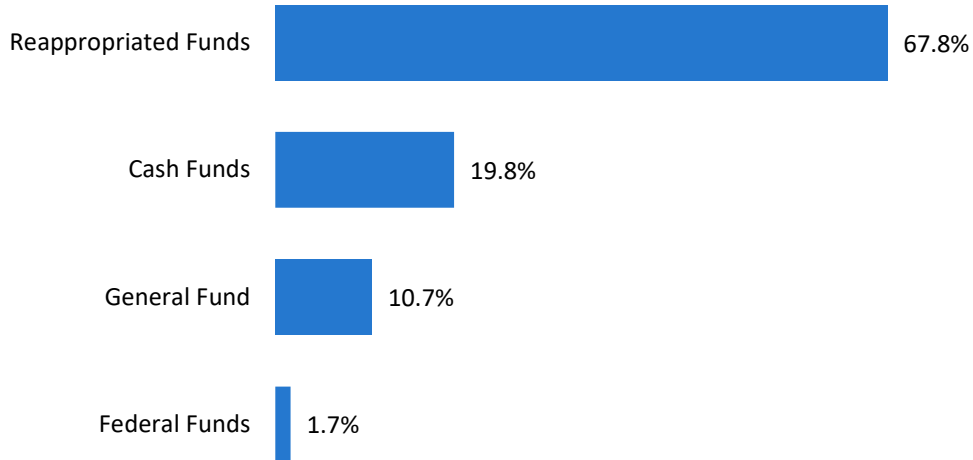
Funding for only the Office of Information Technology in FY 2024-25 consists of 1.5 percent General Fund, 2.1 percent cash funds, and 96.5 percent reappropriated funds.

# Graphic Overview

## Department's Share of Statewide General Fund

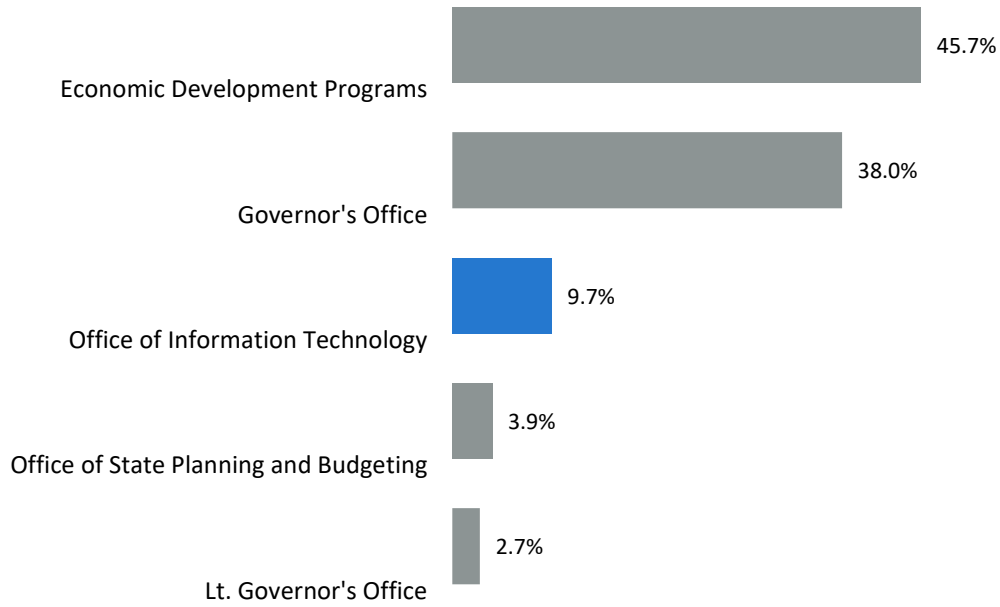


## Department Funding Sources



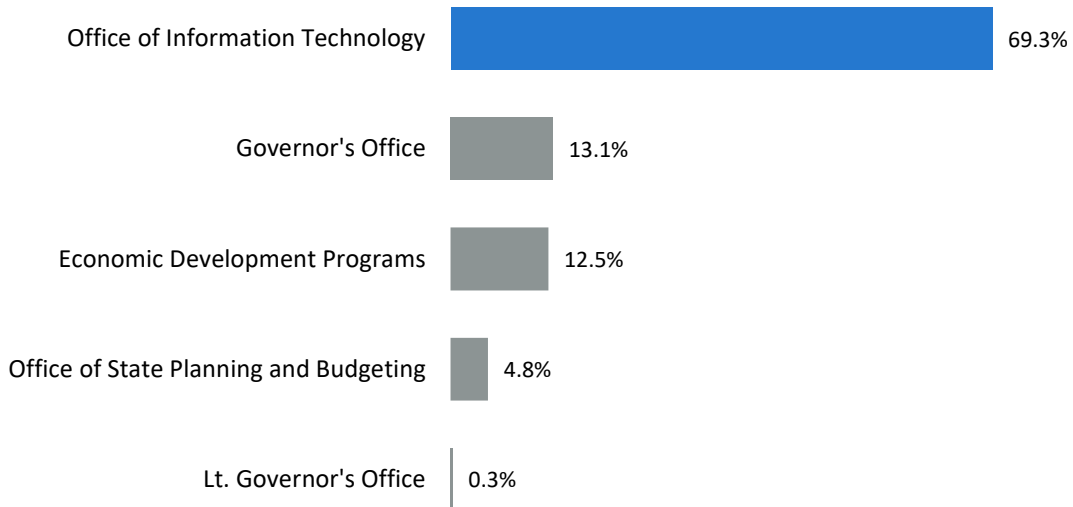
Based on the FY 2024-25 appropriation.

### Distribution of General Fund by Division



Based on the FY 2024-25 appropriation.

### Distribution of Total Funds by Division



Based on the FY 2024-25 Appropriation

# Cash Funds Detail

Office of Information Technology Cash Funds Detail				
Fund Name	FY 2024-25 Approp.	Note	Primary Revenue Sources	Primary Uses in Dept.
Statewide Longitudinal Data System	\$4,432,419	1	One-time transfer of \$5 million General Fund made July 1, 2024.	Created by H.B. 24-1364 directs OIT to create the Colorado Statewide Longitudinal Data System (SLDS) to establish a means to share education and workforce data and outcomes that support decision making by students, families, educators, and policy makers.
Technology Risk Prevention and Response Fund	1,500,000	2	General Fund reversions from IT-related appropriations statewide.	Funds one-time costs associated with IT emergencies, address technology at risk of failure, or address system creating unreasonable security risks.
Marijuana TAX Cash Fund	453,812		See Marijuana Tax Policy.	Information Technology Services for the Marijuana Enforcement Division
<b>Total</b>	<b>\$6,386,231</b>			

<sup>1</sup> The FY 2024-25 appropriation from this fund has roll-forward authority through FY 2026-27

<sup>2</sup> In addition to the \$1.5 million General Fund appropriation, half of the fund balance is continuously appropriated to OIT annually.

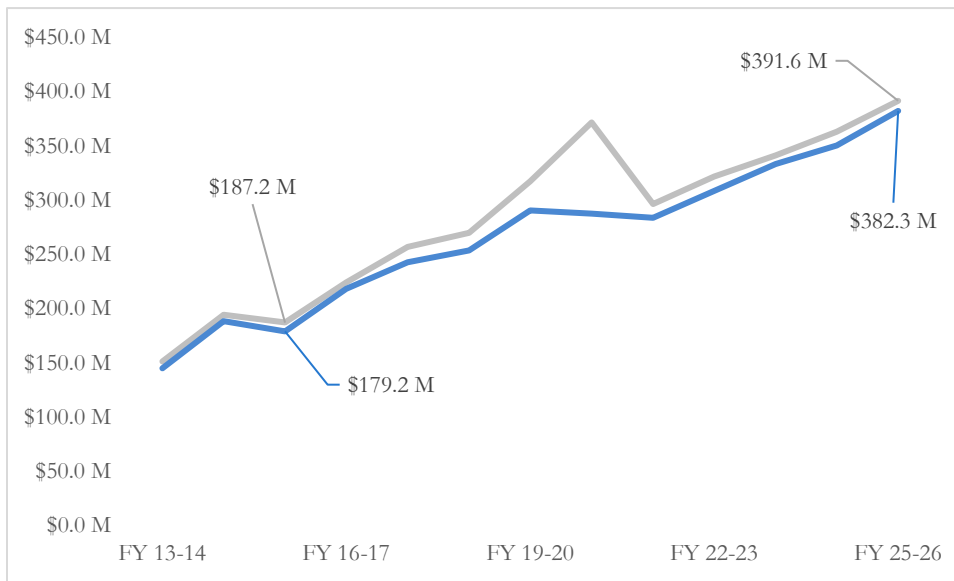
## General Factors Driving the Budget

### Statewide Provider of IT Services

Over 59.2 percent of total appropriations to the Governor’s Office are made to the Office of Information Technology. Much of the Office’s expenditures come in the form of providing IT services to other state agencies. Starting in FY 2022-23, the OIT recovers costs associated with providing services based on a rate structure developed to bill in real-time. Moving to real-time billing was one of the recommendations included in the IT audit performed by Robert Half to increase transparency in the provision of IT services. While billing in real-time enhances agency’s abilities to understand the costs being recovered by OIT and thus the expenditure side of the budget, time will tell whether real-time billing will create difficulty in budgeting for OIT’s common policy. The Committee may wish to include a brief discussion of real-time billing during the hearing for the Governor’s Office now that agencies have had some time to become accustom to the new structure.

Outside of OIT’s collection of recoverable costs associated with the information technology common policy, expenses for the operation of the Colorado Benefits Management System (CBMS) are billed directly to the Department of Human Services and Department of Health Care Policy and Financing. CBMS is the information technology system used to determine an applicant’s eligibility for public assistance programs like Medicaid, the Supplemental Nutrition Assistance Program (SNAP), Temporary Assistance for Needy Families (TANF), Old Age Pension (OAP), and many others.

The following illustrates OIT's total appropriations since FY 2013-14 and the requested appropriation for FY 2025-26.



Appropriations have grown from \$187.2 million total funds in FY 2015-16 to a requested \$391.6 million in FY 2025-26.

Since adopting a direct billing methodology to fund the services requested by agencies and provided by the OIT, an annual working group is convened with staff from user-agencies and OIT to set rates in a collaborative manner.

## Short Update on Lifecycle IT Planning

Consistent with the timeframe outlined in the bill, the Office of Information Technology has finished its rulemaking as directed in the JBC/JTC co-sponsored bill S.B. 24-224 on Lifecycle IT Planning. Each November beginning in 2025, the OIT must report to the Office of State Planning and Budgeting (OSPB) on required ADLE payments for the following year's budget, as well as to the Joint Budget Committee (JBC) and the Joint Technology Committee (JTC) on the state's technical debt environment. The program will begin fulfilling its JBC and JTC reporting requirement starting next budget cycle and JBC Staff continues to monitor implementation.



# Summary of Request

Office of Information Technology						
Item	Total Funds	General Fund	Cash Funds	Reapprop. Funds	Federal Funds	FTE
<b>FY 2024-25 Appropriation</b>						
HB 24-1430 (Long Bill)	\$357,665,279	\$5,134,437	\$3,297,550	\$349,228,719	\$4,573	1,076.7
Other Legislation	5,541,521	280,000	4,152,317	1,109,204	0	6.7
<b>Total</b>	<b>\$363,206,800</b>	<b>\$5,414,437</b>	<b>\$7,449,867</b>	<b>\$350,337,923</b>	<b>\$4,573</b>	<b>1,083.4</b>
<b>FY 2025-26 Requested Appropriation</b>						
FY 2024-25 Appropriation	\$363,206,800	\$5,414,437	\$7,449,867	\$350,337,923	\$4,573	1,083.4
OIT R1 TAP operating reduction	-45,000	-45,000	0	0	0	0.0
OIT R2 Tech Risk Response transfer	0	0	0	0	0	0.0
Centrally appropriated items	38,508,392	212,227	17,395	38,278,770	0	0.0
Indirect cost assessment	235,674	0	0	235,674	0	0.0
Annualize prior year budget actions	-4,452,240	-48,207	-7,716	-4,396,317	0	0.2
Annualize prior year legislation	-5,880,497	603,384	-4,290,991	-2,192,890	0	-7.4
Technical adjustments	0	0	0	0	0	-0.8
<b>Total</b>	<b>\$391,573,129</b>	<b>\$6,136,841</b>	<b>\$3,168,555</b>	<b>\$382,263,160</b>	<b>\$4,573</b>	<b>1,075.4</b>
Increase/-Decrease	\$28,366,329	\$722,404	-\$4,281,312	\$31,925,237	\$0	-8.0
Percentage Change	7.8%	13.3%	-57.5%	9.1%	0.0%	0.0%

**OIT R1 TAP operating reduction:** The request includes a reduction of \$45,000 to the Technology Accessibility Program (TAP), which has been supporting agencies to gauge how accessible their websites are and address the ongoing requirements set forth by H.B. 21-1110. The OIT has determined that a small reduction in the program will not impact the important work TAP does to improve accessibility for the state.

**OIT R2 Tech Risk Response transfer:** The request includes a transfer of \$2.5 million from the Technology Risk Prevention and Response fund to the General Fund. **Requires legislation.** *More detail follows in the Budget Reduction Options issue brief.*

**Centrally appropriated line items:** The request includes a net increase of \$38.5 million total funds, including \$0.2 million General Fund for centrally appropriated line items, summarized in the table below.

Centrally appropriated items						
Item	Total Funds	General Fund	Cash Funds	Reapprop. Funds	Federal Funds	FTE
Payments to OIT	\$29,052,653	\$0	\$0	\$29,052,653	\$0	0.0
Salary survey	7,018,954	111,761	13,556	6,893,637	0	0.0
Health, life, and dental	1,420,419	68,804	2,941	1,348,674	0	0.0
Step Plan	819,050	20,979	944	797,127	0	0.0
AED and SAED	307,939	6,127	98	301,714	0	0.0

**Centrally appropriated items**

Item	Total Funds	General Fund	Cash Funds	Reapprop. Funds	Federal Funds	FTE
Shift differential	153,700	0	0	153,700	0	0.0
CORE operations	82,418	0	0	82,418	0	0.0
Capitol Complex leased space	75,098	0	0	75,098	0	0.0
Paid Family & Medical Leave Insurance	13,869	1,089	4	12,776	0	0.0
Short-term disability	4,623	363	1	4,259	0	0.0
Legal services	-230,836	0	0	-230,836	0	0.0
Risk management & property	-137,892	0	0	-137,892	0	0.0
Workers' compensation	-40,139	0	0	-40,139	0	0.0
PERA direct distribution	-31,464	3,104	-149	-34,419	0	0.0
<b>Total</b>	<b>\$38,508,392</b>	<b>\$212,227</b>	<b>\$17,395</b>	<b>\$38,278,770</b>	<b>\$0</b>	<b>0.0</b>

**Indirect cost assessment:** The request includes net adjustments to indirect costs across its subdivisions.

**Annualize prior year budget actions:** The request includes a net decrease of \$4.5 million total funds, including a decrease of \$48,207 General Fund, for the out-year cost of prior year budget actions.

**Prior year budget actions**

Item	Total Funds	General Fund	Cash Funds	Reapprop. Funds	Federal Funds	FTE
FY 23-24 Behavioral health eligibility	\$26,550	\$0	0	\$26,550	\$0	0.0
FY 24-25 OIT R1 Broadband middle mile	4,090	4,090	0	0	0	0.2
Prior year step pay	0	0	0	0	0	0.0
Prior year salary survey	-3,702,813	-52,297	-7,716	-3,642,800	0	0.0
FY 23-24 Peak & PeakPro	-725,787	0	0	-725,787	0	0.0
FY 24-25 R5 Data driven decisions	-54,280	0	0	-54,280	0	0.0
<b>Total</b>	<b>-\$4,452,240</b>	<b>-\$48,207</b>	<b>-\$7,716</b>	<b>-\$4,396,317</b>	<b>\$0</b>	<b>0.2</b>

**Annualize prior year legislation:** The request includes a net decrease of \$5.9 million total funds, including an increase of \$0.6 million General Fund, to reflect the FY 2024-25 impact of bills passed in previous sessions, summarized in the following table.

**Prior year legislation**

Item	Total Funds	General Fund	Cash Funds	Reapprop. Funds	FTE
SB 24-121 Critical access hospitals licensure	\$88,708	\$0	\$0	\$88,708	0.0
HB 24-1223 Child care assistance access	26,379	0	0	26,379	0.0
HB 24-1364 Educ.-Based Workforce Readiness	-3,140,324	883,384	-4,290,991	267,283	-2.9
HB 23-1199 Improve forensic evid. process	-1,082,521	0	0	-1,082,521	-3.7
HB 22-1289 Cover all Coloradans	-573,909	0	0	-573,909	0.0
SB 24-174 Sust. affordable housing	-498,475	0	0	-498,475	0.0
HB 24-1402 Evaluation of CDHE IT	-280,000	-280,000	0	0	0.0
SB 24-233 Property tax	-95,282	0	0	-95,282	-0.8
HB 24-1152 Accessory dwelling units	-65,000	0	0	-65,000	0.0

Prior year legislation					
Item	Total Funds	General Fund	Cash Funds	Reapprop. Funds	FTE
HB 24-1313 Transit-oriented communities	-65,000	0	0	-65,000	0.0
SB 24-010 Dentist & hygienist compact	-32,500	0	0	-32,500	0.0
SB 24-018 Physician assistant licensure	-32,500	0	0	-32,500	0.0
HB 24-1002 Social work licensure	-32,500	0	0	-32,500	0.0
HB 24-1111 Cosmetology licensure	-32,500	0	0	-32,500	0.0
SB 24-080 Health coverage transparency	-30,000	0	0	-30,000	0.0
HB 24-1302 Tax Info Real Property Owners	-27,198	0	0	-27,198	0.0
HB 24-1262 Maternal health midwives	-7,875	0	0	-7,875	0.0
<b>Total</b>	<b>-\$5,880,497</b>	<b>\$603,384</b>	<b>-\$4,290,991</b>	<b>-\$2,192,890</b>	<b>-7.4</b>

**Technical adjustments:** The request includes a decrease of 0.8 FTE related to a technical issue.

# Budget Reduction Options

The Budget Request submitted by the Independent Agencies in the Office of the Governor, Lt. Governor, OSPB did not propose any General Fund reductions. This issue brief thus reviews only additional options identified by staff.

## Summary

- The Office of Information Technology (OIT) in the Office of the Governor, Lt. Governor, OSPB covered by this briefing represent 0.03 percent of total state General Fund appropriations in FY 2024-25. OIT is requesting a net increase to their budget and General Fund is requested to increase by 13.3 percent, driven primarily by prior year legislation out-year-costs, otherwise known as annualizations.

## Recommendation

- Most of the OIT appropriations come from reappropriated sources for providing IT services to other agencies.
- The Committee should include in its hearing discussion with OIT information it should consider when determining how much to transfer out of Technology Risk Prevention and Response Fund to the General Fund.

## Discussion

### Funding History FY 2018-19 to FY 2024-25

The Office of Information Technology in the Office of the Governor, Lt. Governor, OSPB covered by this briefing represents 0.03 percent of total state General Fund appropriations in FY 2024-25. As reflected in the table below, General Fund in this section of the budget has decreased by 61.1 percent since FY 2018-19 after adjustments for inflation<sup>1</sup>. This is less than the statewide increase in General Fund appropriations of 11.3 percent while total funding in this section of the budget, after adjustments, has increased by 6.3 percent.

---

<sup>1</sup> Fiscal year 2018-19 appropriations are adjusted for inflation, calculated based on the Legislative Council Staff September forecast, which reflects an increase in the Denver-Aurora-Lakewood consumer price index of 26.7 percent between FY 2018-19 and FY 2024-25.

FY 2018-19 to FY 2024-25 Appropriations Comparison - Adjusted for Inflation					
Fund	FY 2018-19		FY 2024-25	Increase/-Decrease after inflation adjustment	
	Nominal	FY 24-25 Dollars		Amount	Percent
General Fund	\$10,982,657	\$13,909,940	\$5,414,437	(\$8,495,503)	-61.1%
Total Funds	\$269,828,840	\$341,748,163	\$363,206,800	\$21,458,637	6.3%

## Budget Requests for General Fund Relief

For this section of the budget, the budget request includes proposals for General Fund relief totaling \$2,545,000, representing 47.0 percent of the General Fund appropriations. The proposals for General Fund relief are summarized in the table below. Some of the proposals require a bill.

Budget Requests for General Fund Relief				
Option	General Fund	Other Funds	Bill? Y/N	Description
<b>Revenue Enhancements</b>				
R2 Technology Risk Prevention and Response Fund Transfer	\$2,500,000	-\$2,500,000	Y	This fund is used primarily for mitigating and enhancing state-owned technology solutions. The request proposes to transfer approximately 25 percent of the end of year fund balance to the General Fund. This is a one-time option.
Subtotal - Revenue	\$2,500,000	-\$2,500,000		
<b>Expenditure Reductions</b>				
R1 TAP operating reduction	-\$45,000	\$0	N	This request includes an ongoing cut of 2.5 percent of the \$1.8 million appropriated to assist agencies with technology accessibility required by HB 21-1110.
Subtotal - Expenditures	-\$45,000	\$0		
Net General Fund Relief	\$2,545,000			

## Options for JBC Consideration

The table below summarizes options identified by the JBC staff that the Committee could consider in addition to or instead of the options presented in the budget request.

A General Fund reduction of 5 percent to the sections of the budget covered in this briefing would require a reduction of \$270,000.

Budget Requests for General Fund Relief				
Option	General Fund	Other Funds	Bill? y/n	Description
<b>Revenue Enhancements</b>				
Technology Risk Prevention and Response Fund Transfer	\$8,000,000	-\$8,000,000	Y	This fund is used primarily for mitigating and enhancing state-owned technology solutions. This proposes a transfer of approximately 80 percent

Budget Requests for General Fund Relief				
Option	General Fund	Other Funds	Bill? y/n	Description
				of the end of year fund balance to the General Fund. This is a one-time option.
Subtotal – Revenue	\$8,000,000	-\$8,000,000		
Net General Fund Relief	\$8,000,000			

## Revenue Enhancements

### Technology Risk Prevention and Response Fund Transfer

*Description:* Created by S.B. 22-191, the “Response Fund” receives an annual transfer after year-end of all General Fund appropriations made for IT projects that would otherwise revert due to appropriations exceeding expenditures. For FY 2023-24, the transfer totaled \$10.2 million. Fifty percent of the Response Fund balance, or \$5.1 million in FY 2024-25, is continuously appropriated to OIT at the beginning of each fiscal year to be used for one-time costs associated with information technology emergencies, to ensure compliance with OIT’s technology standards and policies and to prevent risk from information technology that is:

- anticipating failure;
- no longer supported or maintained by manufacturers or vendors;
- out of security compliance or creating a security risk;
- part of an outstanding state audit recommendation; or
- keeping the state from recognizing efficiencies or advances in information technology or information technology financing.

*Key Considerations:* The fund balance is estimated to be just over \$10.0 million. JBC Staff understands OIT has a desire to retain some of the funding in this fund to respond to IT emergencies that arise during the year. Considering half of the fund balance is continuously appropriated, OIT desires to maintain a fund balance high enough that its appropriation authority allows sufficient funding to respond to emergencies. If the Committee were to transfer more out of the fund and OIT is presented with an emergency that exceeds its appropriation authority, but not the remaining fund balance, the General Assembly could grant more spending authority mid-year through a supplemental bill.

# Footnotes and Requests for Information

## Update on Long Bill Footnotes

The General Assembly includes footnotes in the annual Long Bill to: (a) set forth purposes, conditions, or limitations on an item of appropriation; (b) explain assumptions used in determining a specific amount of an appropriation; or (c) express legislative intent relating to any appropriation. Footnotes to the 2024 Long Bill (H.B. 24-1430) can be found at the end of each departmental section of the bill at <https://leg.colorado.gov/bills/HB24-1430> The Long Bill footnotes relevant to this document are listed below.

22 Governor – Lieutenant Governor – State Planning and Budgeting, Office of Information Technology, Colorado Benefits Management System -- Of this appropriation, \$5,000,000 remains available until the close of the FY 2025-26 fiscal year.

**Comment:** Provides the Office of Information Technology (OIT) with the ability to expend the appropriation for the Colorado Benefits Management System over a two-year period. The source is reappropriated funds and originate in the Department of Human Services. While the footnote impacts only the appropriation to the Governor’s Office, the Department of Human Services is the product owner for this technology system.

# Update on Requests for Information

The Joint Budget Committee annually submits requests for information (RFIs) to executive departments and the judicial branch via letters to the Governor, other elected officials, and the Chief Justice. Each request is associated with one or more specific Long Bill line item(s), and the requests have been prioritized by the Joint Budget Committee as required by Section 2-3-203 (3), C.R.S. Copies of these letters are included as an Appendix in the annual Appropriations Report (Appendix H in the FY 2024-25 Report):

<https://leg.colorado.gov/sites/default/files/fy24-25apprept.pdf>

The RFIs relevant to this document are listed below.

## Requests Affecting Multiple Departments

None of the multi-agency requests for information impact the budget sections covered in this document.

## Requests Affecting the Office of Information Technology

For FY 2024-25 no information requests were made related to the Office of Information Technology.



# Department Annual Performance Report

Pursuant to Section 2-7-205 (1)(b), C.R.S., the Office of the Governor, Lt. Governor, OSPB is required to publish an **Annual Performance Report** for the *previous state fiscal year* by November 1 of each year. This report is to include a summary of the Department's performance plan and most recent performance evaluation for the designated fiscal year. In addition, pursuant to Section 2-7-204 (3)(a)(I), C.R.S., the Department is required to develop a **Performance Plan** and submit the plan for the *current fiscal year* to the Joint Budget Committee and appropriate Joint Committee of Reference by July 1 of each year.

For consideration by the Joint Budget Committee in prioritizing the Department's FY 2025-26 budget request, the FY 2023-24 Annual Performance Report and the FY 2024-25 Performance Plan can be found at the following link:

<https://www.colorado.gov/pacific/performance/department-performance-plans>

# Appendix A: Numbers Pages

Appendix A details actual expenditures for the last two state fiscal years, the appropriation for the current fiscal year, and the requested appropriation for next fiscal year. This information is listed by line item and fund source.

## Appendix A: Numbers Pages

	FY 2022-23 Actual	FY 2023-24 Actual	FY 2024-25 Appropriation	FY 2025-26 Request	Request vs. Appropriation
--	----------------------	----------------------	-----------------------------	-----------------------	------------------------------

**Governor - Lieutenant Governor - State Planning and Budgeting**  
**Jared Polis, Governor**

**(5) Office of Information Technology**

**(A) OIT Central Administration**

Central Administration	<u>14,925,729</u>	<u>18,800,125</u>	<u>18,982,710</u>	<u>23,206,442</u> *
FTE	108.6	77.6	127.5	127.5
General Fund	1,796,071	2,074,576	2,038,346	2,042,861
Cash Funds	1,000,000	16,725,549	2,500,000	2,500,000
Reappropriated Funds	12,129,658	0	14,444,364	18,663,581
Federal Funds	0	0	0	0
Health, Life, and Dental	<u>11,730,508</u>	<u>14,269,637</u>	<u>16,006,506</u>	<u>17,426,925</u>
General Fund	120,973	180,046	254,592	323,396
Cash Funds	0	14,089,591	10,004	12,945
Reappropriated Funds	11,609,535	0	15,741,910	17,090,584
Federal Funds	0	0	0	0
Short-term Disability	<u>142,425</u>	<u>148,843</u>	<u>177,086</u>	<u>181,709</u>
General Fund	2,018	824	2,899	3,262
Cash Funds	0	148,019	318	319
Reappropriated Funds	140,407	0	173,869	178,128
Federal Funds	0	0	0	0

NOTE: An asterisk (\*) indicates that the FY 2025-26 request for a line item is affected by one or more decision items.

## Appendix A: Numbers Pages

	FY 2022-23 Actual	FY 2023-24 Actual	FY 2024-25 Appropriation	FY 2025-26 Request	Request vs. Appropriation
S.B. 04-257 Amortization Equalization Disbursement	<u>4,502,383</u>	<u>4,999,402</u>	0	0	
General Fund	64,333	58,127	0	0	
Cash Funds	0	4,941,275	0	0	
Reappropriated Funds	4,438,050	0	0	0	
Federal Funds	0	0	0	0	
S.B. 06-235 Supplemental Amortization Equalization Disbursement	<u>4,502,383</u>	<u>4,999,402</u>	0	0	
General Fund	64,333	58,127	0	0	
Cash Funds	0	4,941,275	0	0	
Reappropriated Funds	4,438,050	0	0	0	
Federal Funds	0	0	0	0	
PERA AED and SAED	0	0	<u>11,805,997</u>	<u>12,113,936</u>	
General Fund	0	0	211,349	217,476	
Cash Funds	0	0	21,151	21,249	
Reappropriated Funds	0	0	11,573,497	11,875,211	
Federal Funds	0	0	0	0	
PERA Direct Distribution	<u>2,058,976</u>	0	<u>2,317,240</u>	<u>2,285,776</u>	
General Fund	0	0	37,932	41,036	
Cash Funds	0	0	4,158	4,009	
Reappropriated Funds	2,058,976	0	2,275,150	2,240,731	
Federal Funds	0	0	0	0	

NOTE: An asterisk (\*) indicates that the FY 2025-26 request for a line item is affected by one or more decision items.

## Appendix A: Numbers Pages

	FY 2022-23 Actual	FY 2023-24 Actual	FY 2024-25 Appropriation	FY 2025-26 Request	Request vs. Appropriation
Salary Survey	<u>2,970,298</u>	<u>5,237,056</u>	<u>4,456,000</u>	<u>3,316,141</u>	
General Fund	55,402	71,758	76,907	59,464	
Cash Funds	0	5,165,298	7,716	5,840	
Reappropriated Funds	2,914,896	0	4,371,377	3,250,837	
Federal Funds	0	0	0	0	
Step Pay	<u>0</u>	<u>0</u>	<u>4,509,394</u>	<u>819,050</u>	
General Fund	0	0	77,828	20,979	
Cash Funds	0	0	7,808	944	
Reappropriated Funds	0	0	4,423,758	797,127	
Federal Funds	0	0	0	0	
Paid Family and Medical Leave Insurance Program	<u>0</u>	<u>0</u>	<u>531,258</u>	<u>545,127</u>	
General Fund	0	0	8,697	9,786	
Cash Funds	0	0	953	957	
Reappropriated Funds	0	0	521,608	534,384	
Federal Funds	0	0	0	0	
Shift Differential	<u>116,395</u>	<u>86,022</u>	<u>25,463</u>	<u>179,163</u>	
General Fund	0	0	0	0	
Cash Funds	0	86,022	0	0	
Reappropriated Funds	116,395	0	25,463	179,163	
Federal Funds	0	0	0	0	
Workers' Compensation	<u>159,631</u>	<u>144,384</u>	<u>181,251</u>	<u>141,112</u>	
General Fund	0	0	0	0	
Cash Funds	0	144,384	0	0	
Reappropriated Funds	159,631	0	181,251	141,112	
Federal Funds	0	0	0	0	

NOTE: An asterisk (\*) indicates that the FY 2025-26 request for a line item is affected by one or more decision items.

## Appendix A: Numbers Pages

	FY 2022-23 Actual	FY 2023-24 Actual	FY 2024-25 Appropriation	FY 2025-26 Request	Request vs. Appropriation
Legal Services	<u>358,016</u>	<u>429,630</u>	<u>739,770</u>	<u>508,934</u>	
General Fund	0	1,692	25,971	25,971	
Cash Funds	0	427,938	0	0	
Reappropriated Funds	358,016	0	713,799	482,963	
Federal Funds	0	0	0	0	
Payment to Risk Management and Property Funds	<u>1,875,412</u>	<u>1,495,758</u>	<u>996,471</u>	<u>858,579</u>	
General Fund	0	0	0	0	
Cash Funds	0	1,495,758	0	0	
Reappropriated Funds	1,875,412	0	996,471	858,579	
Federal Funds	0	0	0	0	
Leased Space	<u>2,698,010</u>	<u>407,550</u>	<u>474,197</u>	<u>474,197</u>	
General Fund	0	0	0	0	
Cash Funds	0	407,550	0	0	
Reappropriated Funds	2,698,010	0	474,197	474,197	
Capitol Complex Leased Space	<u>333,422</u>	<u>882,804</u>	<u>587,561</u>	<u>662,659</u>	
General Fund	0	0	0	0	
Cash Funds	0	882,804	0	0	
Reappropriated Funds	333,422	0	587,561	662,659	
Federal Funds	0	0	0	0	
CORE Operations	<u>338,194</u>	<u>300,709</u>	<u>81,643</u>	<u>164,061</u>	
FTE	0.0	0.0	0.0	0.0	
General Fund	0	0	0	0	
Cash Funds	0	300,709	0	0	
Reappropriated Funds	338,194	0	81,643	164,061	
Federal Funds	0	0	0	0	

NOTE: An asterisk (\*) indicates that the FY 2025-26 request for a line item is affected by one or more decision items.

## Appendix A: Numbers Pages

	FY 2022-23 Actual	FY 2023-24 Actual	FY 2024-25 Appropriation	FY 2025-26 Request	Request vs. Appropriation
Indirect Cost Assessment	<u>946,574</u>	<u>1,190,587</u>	<u>1,668,659</u>	<u>1,904,333</u>	
General Fund	0	0	0	0	
Cash Funds	0	1,190,587	0	0	
Reappropriated Funds	946,574	0	1,668,659	1,904,333	
Federal Funds	0	0	0	0	
Vehicle Lease Payments	<u>134,774</u>	<u>0</u>	<u>0</u>	<u>0</u>	
General Fund	0	0	0	0	
Cash Funds	0	0	0	0	
Reappropriated Funds	134,774	0	0	0	
Payments to OIT	<u>9,254,349</u>	<u>0</u>	<u>0</u>	<u>0</u>	
Reappropriated Funds	9,254,349	0	0	0	
<b>SUBTOTAL - (A) OIT Central Administration</b>	<b>57,047,479</b>	<b>53,391,909</b>	<b>63,541,206</b>	<b>64,788,144</b>	<b>2.0%</b>
FTE	<u>108.6</u>	<u>77.6</u>	<u>127.5</u>	<u>127.5</u>	<u>0.0%</u>
General Fund	2,103,130	2,445,150	2,734,521	2,744,231	0.4%
Cash Funds	1,000,000	50,946,759	2,552,108	2,546,263	(0.2%)
Reappropriated Funds	53,944,349	0	58,254,577	59,497,650	2.1%
Federal Funds	0	0	0	0	0.0%

### (B) Enterprise Solutions

Enterprise Solutions	<u>134,318,833</u>	<u>165,459,871</u>	<u>218,093,664</u>	<u>229,314,674</u>	
FTE	543.9	489.8	571.9	563.9	
General Fund	1,963,551	1,630,967	2,362,236	3,056,362	
Cash Funds	667,844	163,828,904	4,897,759	622,292	
Reappropriated Funds	131,687,438	0	210,833,669	225,636,020	

NOTE: An asterisk (\*) indicates that the FY 2025-26 request for a line item is affected by one or more decision items.

## Appendix A: Numbers Pages

	FY 2022-23 Actual	FY 2023-24 Actual	FY 2024-25 Appropriation	FY 2025-26 Request	Request vs. Appropriation
<b>SUBTOTAL - (B) Enterprise Solutions</b>	134,318,833	165,459,871	218,093,664	229,314,674	5.1%
<i>FTE</i>	<u>543.9</u>	<u>489.8</u>	<u>571.9</u>	<u>563.9</u>	(1.4%)
General Fund	1,963,551	1,630,967	2,362,236	3,056,362	29.4%
Cash Funds	667,844	163,828,904	4,897,759	622,292	(87.3%)
Reappropriated Funds	131,687,438	0	210,833,669	225,636,020	7.0%

### (C) Information Security

Information Security	<u>14,643,830</u>	<u>21,951,985</u>	<u>26,126,046</u>	<u>29,419,490</u>	
<i>FTE</i>	<u>53.7</u>	<u>73.4</u>	<u>77.0</u>	<u>77.0</u>	
General Fund	0	0	0	0	
Cash Funds	0	21,951,985	0	0	
Reappropriated Funds	14,643,830	0	26,126,046	29,419,490	
<b>SUBTOTAL - (C) Information Security</b>	14,643,830	21,951,985	26,126,046	29,419,490	12.6%
<i>FTE</i>	<u>53.7</u>	<u>73.4</u>	<u>77.0</u>	<u>77.0</u>	0.0%
General Fund	0	0	0	0	0.0%
Cash Funds	0	21,951,985	0	0	0.0%
Reappropriated Funds	14,643,830	0	26,126,046	29,419,490	12.6%

### (D) Applications

Colorado Benefits Management System	<u>66,436,269</u>	<u>5,718,622</u>	<u>21,866,546</u>	<u>20,593,400</u>	
<i>FTE</i>	<u>59.5</u>	<u>0.0</u>	<u>0.0</u>	<u>0.0</u>	
General Fund	0	0	0	0	
Cash Funds	0	5,718,622	0	0	
Reappropriated Funds	66,436,269	0	21,861,973	20,588,827	
Federal Funds	0	0	4,573	4,573	

NOTE: An asterisk (\*) indicates that the FY 2025-26 request for a line item is affected by one or more decision items.



## Appendix A: Numbers Pages

	FY 2022-23 Actual	FY 2023-24 Actual	FY 2024-25 Appropriation	FY 2025-26 Request	Request vs. Appropriation
<b>SUBTOTAL - (D) Applications</b>	66,436,269	5,718,622	21,866,546	20,593,400	(5.8%)
<i>FTE</i>	<u>59.5</u>	<u>0.0</u>	<u>0.0</u>	<u>0.0</u>	<u>0.0%</u>
General Fund	0	0	0	0	0.0%
Cash Funds	0	5,718,622	0	0	0.0%
Reappropriated Funds	66,436,269	0	21,861,973	20,588,827	(5.8%)
Federal Funds	0	0	4,573	4,573	0.0%
<b>(E) End User Services</b>					
Customer Service and Support	<u>28,260,954</u>	<u>25,506,331</u>	<u>33,579,338</u>	<u>47,457,421</u>	
<i>FTE</i>	<u>284.0</u>	<u>418.6</u>	<u>307.0</u>	<u>307.0</u>	
General Fund	302,158	279,201	317,680	336,248	
Cash Funds	0	25,227,130	0	0	
Reappropriated Funds	27,958,796	0	33,261,658	47,121,173	
<b>SUBTOTAL - (E) End User Services</b>	28,260,954	25,506,331	33,579,338	47,457,421	41.3%
<i>FTE</i>	<u>284.0</u>	<u>418.6</u>	<u>307.0</u>	<u>307.0</u>	<u>0.0%</u>
General Fund	302,158	279,201	317,680	336,248	5.8%
Cash Funds	0	25,227,130	0	0	0.0%
Reappropriated Funds	27,958,796	0	33,261,658	47,121,173	41.7%

NOTE: An asterisk (\*) indicates that the FY 2025-26 request for a line item is affected by one or more decision items.

## Appendix A: Numbers Pages

	FY 2022-23 Actual	FY 2023-24 Actual	FY 2024-25 Appropriation	FY 2025-26 Request	Request vs. Appropriation
<b>TOTAL - (5) Office of Information Technology</b>	321,780,119	272,028,718	363,206,800	391,573,129	7.8%
<i>FTE</i>	<u>1,103.7</u>	<u>1,059.4</u>	<u>1,083.4</u>	<u>1,075.4</u>	<u>(0.7%)</u>
General Fund	11,568,839	4,355,318	5,414,437	6,136,841	13.3%
Cash Funds	1,667,844	267,673,400	7,449,867	3,168,555	(57.5%)
Reappropriated Funds	308,422,436	0	350,337,923	382,263,160	9.1%
Federal Funds	121,000	0	4,573	4,573	0.0%
<b>TOTAL - Governor - Lieutenant Governor - State</b>					
<b>Planning and Budgeting</b>	321,780,119	272,028,718	363,206,800	391,573,129	7.8%
<i>FTE</i>	<u>1,103.7</u>	<u>1,059.4</u>	<u>1,083.4</u>	<u>1,075.4</u>	<u>(0.7%)</u>
General Fund	11,568,839	4,355,318	5,414,437	6,136,841	13.3%
Cash Funds	1,667,844	267,673,400	7,449,867	3,168,555	(57.5%)
Reappropriated Funds	308,422,436	0	350,337,923	382,263,160	9.1%
Federal Funds	121,000	0	4,573	4,573	0.0%

NOTE: An asterisk (\*) indicates that the FY 2025-26 request for a line item is affected by one or more decision items.