

JBC

# **BUDGET IN BRIEF**



**COLORADO GENERAL  
ASSEMBLY**

**JOINT BUDGET COMMITTEE**

**FISCAL YEAR 1998-99**

**STATE OF COLORADO  
JOINT BUDGET COMMITTEE**

**REPRESENTATIVES:**

Tony Grampsas, Chairman  
Dave Owen  
Gil Romero



**STAFF DIRECTOR:**  
Kenneth Conahan

**SENATORS:**

Elsie Lacy, Vice-Chairman  
Tom Blickensderfer  
Jim Rizzuto

200 East 14th Avenue, 3rd Floor  
LEGISLATIVE SERVICES BUILDING  
Denver, CO 80203  
(TDD 866-3472)  
Telephone 303-866-2061

We are pleased to present the annual Budget in Brief, which includes financial facts and other information about Colorado government agencies and programs. The purpose of the booklet is to answer some of the most frequently asked questions about the state budget. More detailed information regarding state funding decisions made during the 1998 Legislative Session is available in the Fiscal Year 1998-99 Appropriations Report.

We hope you find this Budget in Brief helpful. We would appreciate any feedback regarding the format, the information included, and suggestions for future editions.

Sincerely,

A handwritten signature in cursive script that reads "Tony Grampsas".

Tony Grampsas,  
Chairman

## TABLE OF CONTENTS

Glossary	1
State Operating Budget	2-3
Colorado General Fund Revenues	4
Colorado Cash Fund Revenues	5
State Employees	6
Colorado Spending Limits	7
Agriculture	8
Corrections	9
Education	10
Governor	11
Health Care Policy & Financing	12
Higher Education	13
Human Services	14-15
Judicial Branch	16
Labor & Employment	17
Law	18
Legislative Branch	19
Local Affairs	20
Military Affairs	21
Natural Resources	22
Personnel	23
Public Health & Environment	24
Public Safety	25
Regulatory Agencies	26
Revenue	27
State	28
Transportation	29
Treasury	30
Capital Construction	31
Legislative Liaisons	32

## GLOSSARY

**Capital Construction Fund:** Fund into which General Fund and Lottery Fund transfers for capital construction purposes are deposited. This fund is used to build, renovate, and repair state buildings, to purchase major equipment, and to acquire land.

**Cash Funds:** Separate funds set up to receive earmarked revenues, such as fees and fines. These funds typically pay for the programs for which the revenues are collected. Examples are the Wildlife Cash Fund and the Disabled Telephone Users Fund.

**Cash Funds Exempt:** A category added in the FY 1993-94 Long Bill for cash fund appropriations that are exempt from the provisions of Article X, Section 20 of the State Constitution. Such provisions impose limitations on state fiscal year spending. Examples include appropriations from cash fund reserves and donations.

**Federal Funds:** Funds received from the federal government. Some federal funds are grants for limited purposes. Other federal funds support ongoing state-federal programs and may require state matching funds. Examples of matching programs are Medicaid and highway construction. Federal funds are exempt from the provisions of Article X, Section 20 of the State Constitution.

**FTE:** Full-time equivalent (one position filled all year).

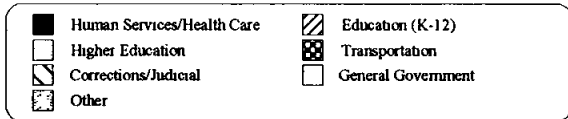
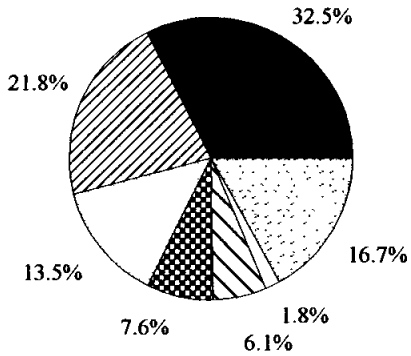
**General Fund:** Fund into which general tax revenues, such as state sales and income taxes, are deposited. The General Fund is used to pay, in whole or in part, for state programs which benefit the majority of state citizens. Examples are education and corrections.

**Long Bill:** Colorado's annual general appropriations act.

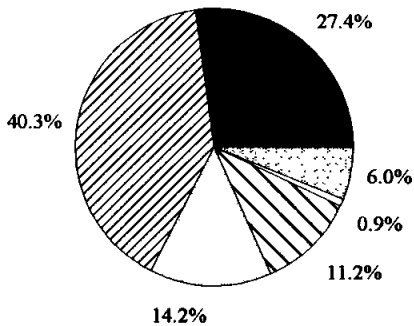
**STATE OPERATING BUDGET  
FY 1998-99**

**Colorado State Operating Budget - FY 1998-99  
(\$ in millions)**

**All Funds = \$10.3 billion**



**General Fund = \$4.8 billion**



<u>Funding Source</u>	<u>Total Appropriation</u>	<u>% of Total</u>
General Fund	\$4,755.4	46.1%
Cash Funds	1,037.5	10.1%
Cash Funds Exempt	2,271.1	22.0%
Federal Funds	2,242.6	21.8%
<b>TOTAL</b>	<b>\$10,306.6</b>	<b>100.0%</b>

<u>Program</u>	<u>Total Appropriation</u>	<u>% of Total</u>
Human Services/Health Care	\$3,350.0	32.5%
Education (K-12)	2,243.9	21.8%
Higher Education	1,392.0	13.5%
Transportation	785.7	7.6%
Corrections & Judicial	631.4	6.1%
General Government *	186.9	1.8%
Other	1,716.7	16.7%
<b>TOTAL</b>	<b>\$10,306.6</b>	<b>100.0%</b>

<u>Program</u>	<u>General Fund Appropriation</u>	<u>% of Total</u>
Education (K-12)	\$1,914.5	40.3%
Human Services/Health Care	1,303.8	27.4%
Higher Education	676.5	14.2%
Corrections & Judicial	531.6	11.2%
General Government *	45.1	0.9%
Other	283.9	6.0%
<b>TOTAL</b>	<b>\$4,755.4</b>	<b>100.0%</b>

\* Includes the Governor's Office, the Legislature, and the Department of Personnel.

**Colorado General Fund Revenues - FY 1998-99  
Estimate\* (\$ in millions)**

<u>General Fund Sources</u>	<u>Amount</u>	<u>% of Total</u>
<b>EXCISE TAXES:</b>		
Sales	\$1,506.6	27.2%
Use	124.4	2.2%
Cigarette	60.5	1.1%
Liquor	25.4	0.5%
Tobacco Products	<u>8.6</u>	<u>0.2%</u>
<b>TOTAL EXCISE TAXES</b>	<b>\$1,725.6</b>	<b>31.2%</b>
<b>INCOME TAXES:</b>		
Net Individual Income Tax	\$3,177.9	57.5%
Net Corporate Income Tax	<u>258.2</u>	<u>4.7%</u>
<b>TOTAL INCOME TAXES</b>	<b>\$3,436.1</b>	<b>62.1%</b>
<b>OTHER SOURCES:</b>		
Insurance	\$114.6	2.1%
Medicaid (Intergovernmental Transfer and Vendor Assessment)	72.9	1.3%
Estate	49.3	0.9%
Interest Income	40.1	0.7%
Court Receipts	23.3	0.4%
Gaming	24.6	0.4%
Pari-Mutuel	7.1	0.1%
Other	<u>37.9</u>	<u>0.7%</u>
<b>TOTAL OTHER SOURCES</b>	<b>\$369.7</b>	<b>6.7%</b>
<b>GROSS GENERAL FUND</b>	<b>\$5,531.4</b>	<b>100.0%</b>

\* Source: *Focus Colorado: Economic & Revenue Forecast, 1998-2003*, June, 1998, Colorado Legislative Council Staff Report.

Totals may not sum due to rounding.

**Colorado Cash Funds Revenues - FY 1998-99  
Estimate\* (\$ in millions)**

<u>Cash Funds Sources</u>	<u>Amount</u>	<u>% of Total</u>
Higher Education Tuition and other Cash Sources	\$632.6	29.6%
Highway Users Tax Fund	684.1	32.0%
Unemployment Insurance Trust Fund	240.6	11.2%
Wildlife Cash Fund	59.9	2.8%
All Other	<u>521.8</u>	<u>24.4%</u>
<b>TOTAL CASH REVENUES</b>	<b><u>\$2,139.0</u></b>	<b><u>100.0%</u></b>

\* Source: *Focus Colorado: Economic & Revenue Forecast, 1998-2003*, June, 1998, Colorado Legislative Council Staff Report.

**Distribution of Colorado State Employees  
As Appropriated by the General Assembly  
FY 1998-99**

<u>Program</u>	<u>Number of FTE</u>	<u>% of Total</u>
Higher Education	17,546.4	40.0%
Corrections & Judicial	7,708.3	17.6%
Human Services	4,711.8	10.7%
Transportation <sup>1</sup>	3,296.7	7.5%
Revenue	1,549.6	3.5%
Natural Resources	1,439.0	3.3%
Military Affairs	1,303.2	3.0%
Labor & Employment	1,123.8	2.6%
Public Safety	1,089.7	2.5%
Public Health & Environment	1,064.0	2.4%
Other	<u>3,051.4</u>	<u>6.9%</u>
<b>TOTAL FTE</b>	<b><u>43,833.9</u></b>	<b><u>100.0%</u></b>

FTE - Full Time Equivalent (one full-time position filled all year).

<sup>1</sup> Includes both appropriated and unappropriated FTE.

**Colorado Spending Limits**

Section 24-75-201.1, C.R.S.  
Limit on General Fund Appropriation (6% Limit):

FY 1997-98 Base:

General Fund Appropriation	\$4,424.4 million
Allowable Growth of 6%	<u>x 1.06</u>
Limit on FY 1998-99 Appropriation	\$4,689.9 million

FY 1998-99 Appropriation  
Subject to Limit \$4,689.6 million

Over/(Under) Limit (\$0.3 million)

Constitutional Spending Limit  
("Amendment One") Article X, Section 20:

FY 1997-98 Base:

General Fund and Cash Funds	
Estimated Revenues	\$6,866.6 million
Allowable Growth of 5.3%*	<u>x 1.053</u>
Limit on FY 1998-99 Revenues	\$7,230.5 million

Estimated FY 1998-99  
Revenues \$7,636.8 million

Over/(Under) Limit \$406.3 million

\*3.3% inflation plus 2.0% population growth.

**DEPARTMENT OF AGRICULTURE**

Thomas A. Kourlis, Commissioner

Phone: 303-239-4100

Citizen Information: 1-800-886-7683

**FY 1998-99 Appropriation**

Total Funds	<u>\$26,413,929</u>
General Fund	7,951,546
Cash Funds	8,603,101
Cash Funds Exempt	9,417,466
Federal Funds	441,816

Percent of State Operating Appropriation	0.3%
Percent of State General Fund	0.2%

FTE 286.6

**Appropriations Breakdown**

<u>Division</u>	<u>General Fund</u>	<u>Total Funds</u>
Agricultural Services Division	70.4%	39.0%
Agricultural Markets Division	0.0%	2.9%
Brand Board	0.0%	10.7%
Colorado State Fair	0.0%	30.3%
Other	29.6%	17.1%
<b>Total</b>	<b>100.0%</b>	<b>100.0%</b>

**Key Facts 1998-99 (Actual - 1996)**

	<u>National Rank</u>
Potatoes - Summer	1
Carrots	2
Lettuce	3
Sheep & Lambs	4
Cantaloupe	6
Sugar Beets	7

**Cash Receipts from Farming & Ranching**

Livestock	\$2,623,000
Crops	\$1,360,000

**DEPARTMENT OF CORRECTIONS**

Aristedes W. Zavaras, Executive Director

Phone: 719-579-9580

Citizen Information: 1-888-613-3188

**FY 1998-99 Appropriation**

Total Funds	<u>\$405,665,215</u>
General Fund	353,762,518
Cash Funds	10,429,625
Cash Funds Exempt	35,207,112
Federal Funds	6,265,960

Percent of State Operating Appropriation	3.9%
Percent of State General Fund	7.4%

FTE 4,818.4

**Appropriations Breakdown**

<u>Division</u>	<u>General Fund</u>	<u>Total Funds</u>
Management*	26.6%	25.0%
Institutions	57.5%	50.4%
Support Services	5.1%	4.6%
Inmate Programs	6.3%	6.0%
Community Services	4.3%	3.7%
Correctional Industries	0.0%	7.9%
Other	0.2%	2.4%
<b>Total</b>	<b>100.0%</b>	<b>100.0%</b>

\* Includes funds to reimburse counties and private facilities for holding state prisoners.

**Key Facts 1998-99**

State Correctional Facilities	23
Bed Capacity (State and Private)	13,917
Anticipated Average Jail Backlog	147
Inmates in Community Corrections	1,084
Inmates on Parole	3,152

**DEPARTMENT OF EDUCATION**

**Dr. William J. Moloney,**  
Commissioner of Education  
General Information: 303-866-6600  
Citizen's Advocate Line: 1-800-886-7687

**GOVERNOR - LIEUTENANT GOVERNOR -  
STATE PLANNING AND BUDGETING**

**Roy Romer, Governor**  
Phone: 303-866-2471  
Citizen Information: 1-800-283-7215

**FY 1998-99 Appropriation**

Total Funds	<u>\$2,243,882,578</u>
General Fund	1,914,473,505
Cash Funds	12,376,781
Cash Funds Exempt	89,316,931
Federal Funds	227,715,361

Percent of State Operating Appropriation 21.8%  
Percent of State General Fund 40.3%

FTE 452.1

**Appropriations Breakdown**

<u>Division</u>	<u>General Fund</u>	<u>Total Funds</u>
School District and Library Assistance	0.4%	0.5%
Distributions	0.6%	0.9%
Public School Finance	98.7%	90.6%
Appropriated Sponsored Programs	0.0%	7.6%
School for the Deaf and the Blind	0.3%	0.4%
<b>Total</b>	<b>100.0%</b>	<b>100.0%</b>

**Key Facts 1998-99**

Funded Pupil Count (K-12)	670,095
Average Per-pupil Funding (K-12)	\$4,873
State Share of K-12 Funding	56.7%
School for the Deaf and the Blind Total Enrollment	228

**FY 1998-99 Appropriation**

Total Funds	<u>\$23,572,741</u>
General Fund	3,139,584
Cash Funds	65,000
Cash Funds Exempt	6,247,842
Federal Funds	14,120,315

Percent of State Operating Appropriation 0.2%  
Percent of State General Fund 0.1%

FTE 108.2

**Appropriations Breakdown**

<u>Division</u>	<u>General Fund</u>	<u>Total Funds</u>
Office of the Governor	90.5%	72.6%
Office of the Lieutenant Governor	9.5%	1.3%
Office of State Planning and Budgeting	0.0%	4.9%
Economic Development Programs	0.0%	21.2%
<b>Total</b>	<b>100.0%</b>	<b>100.0%</b>



**DEPARTMENT OF  
HEALTH CARE POLICY AND FINANCING**

Barbara McDonnell, Acting Executive Director  
Phone: 303-866-2993  
Citizen Information: 1-800-221-3943

**FY 1998-99 Appropriation**

Total Funds	<u>\$1,840,716,117</u>
General Fund	871,532,654
Cash Funds	11,201,516
Cash Funds Exempt	30,770,895
Federal Funds	927,211,052

Percent of State Operating Appropriation 17.8%  
Percent of State General Fund 18.3%

FTE 151.0

**Appropriations Breakdown**

<u>Division</u>	<u>General Fund</u>	<u>Total Funds</u>
Executive Director's Office	0.2%	0.3%
Medical Programs		
Administration	1.5%	2.2%
Medical Services Premiums	64.3%	62.2%
Indigent Care Program	8.8%	9.8%
Other Medical Services	2.8%	3.8%
Department of Human Services Programs	22.4%	21.7%
<b>Total</b>	<b>100.0%</b>	<b>100.0%</b>

**Key Facts 1998-99**

Number of Medical Services Recipients 276,926  
Average Annual Cost per Medical Services Recipient \$4,139.30

**DEPARTMENT OF  
HIGHER EDUCATION**

Dr. Dwayne C. Nuzum, Executive Director  
Phone: 303-866-2723

**FY 1998-99 Appropriation**

Total Funds	<u>\$1,392,044,054</u>
General Fund	676,520,205
Cash Funds	650,308,812
Cash Funds Exempt	47,975,453
Federal Funds	17,239,584

Percent of State Operating Appropriation 13.5%  
Percent of State General Fund 14.2%

FTE 17,546.4

**Appropriations Breakdown**

<u>Division</u>	<u>General Fund</u>	<u>Total Funds</u>
Colorado Commission on Higher Education	0.3%	0.1%
Financial Aid	10.0%	4.9%
State Colleges	10.4%	9.2%
State Board of Agriculture	20.3%	21.5%
University of Colorado	28.2%	34.6%
Colorado School of Mines	2.6%	3.0%
University of Northern Colo.	5.5%	5.0%
Community Colleges	15.7%	13.2%
Other	7.0%	8.5%
<b>Total</b>	<b>100.0%</b>	<b>100.0%</b>

**Key Facts 1998-99**

Number of Student FTE 133,180  
Total Tuition Revenue \$502,531,734  
General Fund Financial Aid \$67,559,077  
Historic Preservation from Gaming Revenue \$14,742,816

**DEPARTMENT OF  
HUMAN SERVICES**

Barbara McDonnell, Executive Director  
Main Office: 303-866-5700  
Consumer Relations: 303-866-5825 or  
1-800-536-5298

**FY 1998-99 Appropriation**

Total Funds	<u>\$1,509,263,147</u>
General Fund	432,263,228
Cash Funds	56,000,682
Cash Funds Exempt	615,645,614
Federal Funds	405,353,623

Percent of State Operating Appropriation	14.6%
Percent of State General Fund	9.1%

FTE 4,711.8

**Appropriations Breakdown**

<u>Division</u>	<u>General Fund</u>	<u>Total Funds</u>
Executive Director's Office	5.9%	3.0%
Information Technology Services	2.1%	2.0%
Office of Operations	4.0%	2.1%
County Administration	12.4%	8.6%
Self-Sufficiency	7.9%	22.0%
Children, Youth and Families	21.7%	18.9%
Division of Youth Corrections	19.5%	6.4%
Health and Rehabilitation Services	14.5%	28.2%
Direct Services	12.0%	8.8%
<b>Total</b>	<u>100.0%</u>	<u>100.0%</u>

**Key Facts 1998-99**

Old Age Pension	
Avg. Monthly Caseload (individuals)	24,557
Aid to the Needy Disabled	
Avg. Monthly Caseload (individuals)	7,969

Child Support Enforcement Collections (millions)	\$173.7
--	---------

Child Welfare Out-of-Home Placement	
Avg. Monthly Caseload (individuals)	6,463
Avg. Monthly Payment per Case	\$1,868

Employment-Related Child Care	
Avg. Monthly Caseload (individuals)	26,992
Avg. Monthly Payment per Case	\$181

Youth Corrections-Estimated Total Clients Served (Projected Average Daily Population)	
Detention	638.6
Institutions	875.2
Community Placements	155.0

Mental Health Community Programs	
Total Clients Served	65,431

Mental Health Institutes	
Estimated Average Daily Census	727

Developmental Disabilities Community Residential Programs	
Clients (Full Program Equivalents)	3,137
Avg. Cost per Client	\$34,640

Institutional Programs for Persons with Developmental Disabilities (Regional Centers)	
Clients (Avg. Daily Attendance)	472
Avg. Cost per Client	\$98,236

**JUDICIAL BRANCH**

Anthony F. Vollack, Chief Justice,  
Colorado Supreme Court  
Steven V. Berson, State Court Administrator  
Phone: 303-861-1111

**DEPARTMENT OF LABOR AND  
EMPLOYMENT**

Jon Numair, Executive Director  
Phone: 303-620-4701  
Citizen Information: 303-620-4700

**FY 1998-99 Appropriation**

Total Funds	<u>\$225,712,283</u>
General Fund	177,811,555
Cash Funds	39,777,796
Cash Funds Exempt	6,429,712
Federal Funds	1,693,220
Percent of State Operating Appropriation	2.2%
Percent of State General Fund	3.7%
FTE	2,889.9

**Appropriations Breakdown**

<u>Division</u>	<u>General Fund</u>	<u>Total Funds</u>
Supreme Court	1.2%	2.9%
Court of Appeals	2.6%	2.1%
Trial Courts	49.0%	51.2%
Probation	18.5%	19.4%
Public Defender	12.9%	10.1%
Alternate Defense Counsel	3.8%	3.0%
Other	12.0%	11.3%
Total	<u>100.0%</u>	<u>100.0%</u>

**Key Facts 1998-99**

Total Caseload	
District Courts	349,937
County Courts	779,150
Adults on Probation*	40,438
Juveniles on Probation*	11,230
Public Defender Total Caseload (Felony Equivalents)	31,580

\*Includes specialized probation programs.

**FY 1998-99 Appropriation**

Total Funds	<u>\$125,776,765</u>
Cash Funds	20,372,007
Cash Funds Exempt	16,122,025
Federal Funds	89,282,733
Percent of State Operating Appropriation	1.2%
Percent of State General Fund	0.0%
FTE	1,123.8

**Appropriations Breakdown**

<u>Division</u>	<u>Federal Funds</u>	<u>Total Funds</u>
Executive Director	16.7%	17.8%
Employment and Training	82.7%	62.6%
Labor	0.6%	3.2%
Workers' Compensation	0.0%	16.4%
Total	<u>100.0%</u>	<u>100.0%</u>

**DEPARTMENT OF LAW**  
**Gale Norton, Attorney General**  
 Phone: 303-866-3611

**FY 1998-99 Appropriation**

Total Funds	<u>\$30,444,642</u>
General Fund	10,930,988
Cash Funds	1,521,589
Cash Funds Exempt	17,316,709
Federal Funds	675,356
Percent of State Operating Appropriation	0.3%
Percent of State General Fund	0.2%
FTE	334.9

**Appropriations Breakdown**

<u>Division</u>	<u>General Fund</u>	<u>Total Funds</u>
Administration	15.2%	16.5%
General Enforcement and Appellate Sections	32.4%	12.0%
Legal Services to State Agencies	0.0%	40.4%
Special Purpose	52.4%	31.1%
<b>Total</b>	<b>100.0%</b>	<b>100.0%</b>

**Key Facts 1998-99**

Legal Service Hours	273,441
Legal Services Rate (per hour)	\$49.11

**LEGISLATIVE BRANCH**

**Patty Dicks, Assistant Secretary of the Senate**  
 Phone: 303-866-2316  
**Judith "J.R." Rodrigue, Chief Clerk, House of Representatives**  
 Phone: 303-866-2345  
**J. David Barba, State Auditor**  
 Phone: 303-866-2051  
**Kenneth Conahan, Staff Director, Joint Budget Committee**  
 Phone: 303-866-2061  
**Charlie Brown, Director, Legislative Council**  
 Phone: 303-866-3521  
**Doug Brown, Director, Office of Legislative Legal Services**  
 Phone: 303-866-2045

**FY 1998-99 Appropriation**

Total Funds	<u>\$26,482,735</u>
General Fund	24,882,735
Cash Funds	100,000
Cash Funds Exempt	1,500,000
Percent of State Operating Appropriation	0.3%
Percent of State General Fund	0.5%
Total Staff FTE	255.2

**Appropriations Breakdown**

<u>Division</u>	<u>General Fund</u>	<u>Total Funds</u>
General Assembly	40.2%	38.1%
State Auditor	21.8%	26.1%
Joint Budget Committee	3.7%	3.5%
Legislative Council	20.7%	19.5%
Committee on Legal Services	13.6%	12.8%
<b>Total</b>	<b>100.0%</b>	<b>100.0%</b>

**Key Facts 1998-99**

Bills Introduced	620
Bills Passed	353

**DEPARTMENT OF LOCAL AFFAIRS**

**Jerry Smith, Acting Executive Director**

Phone: 303-866-2771

Citizen Information: 1-800-536-5349

**FY 1998-99 Appropriation**

Total Funds	<u>\$151,874,917</u>
General Fund	30,521,399
Cash Funds	13,013,544
Cash Funds Exempt	70,188,864
Federal Funds	38,151,110

Percent of State Operating Appropriation	1.5%
Percent of State General Fund	0.6%

FTE 181.8

**Appropriations Breakdown**

<u>Division</u>	<u>General Fund</u>	<u>Total Funds</u>
Executive Director's Office	34.6%	7.8%
Property Taxation	9.4%	1.9%
Community Development	12.0%	74.4%
Economic Development	44.0%	15.9%
Total	<u>100.0%</u>	<u>100.0%</u>

**Key Facts 1998-99**

Board of Assessment Appeals -	
Appeals Heard	1,500
Affordable Housing Units Constructed	1,160
Responses to Local Requests for Technical Assistance	15,775
Welcome Center Visitors	1,022,000

**DEPARTMENT OF MILITARY AFFAIRS**

**William A. Westerdahl, Adjutant General**

Phone: 303-397-3023

Citizen Information: 303-397-3000

**FY 1998-99 Appropriation**

Total Funds	<u>\$125,306,115</u>
General Fund	4,154,618
Cash Funds	33,405
Cash Funds Exempt	6,235
Federal Funds	121,111,857

Percent of State Operating Appropriation	1.2%
Percent of State General Fund	0.1%

FTE 1,303.2

**Appropriations Breakdown**

<u>Division</u>	<u>Federal Funds</u>	<u>Total Funds</u>
Executive Director and Army		
National Guard	1.6%	4.4%
Air National Guard	2.4%	2.7%
Federal Funded Programs	96.0%	92.8%
Civil Air Patrol	0.0%	0.1%
Total	<u>100.0%</u>	<u>100.0%</u>

**DEPARTMENT OF  
NATURAL RESOURCES**  
Jim Lochhead, Executive Director  
Phone: 303-866-4628  
Citizen Information: 303-866-3311

**FY 1998-99 Appropriation**

Total Funds	<u>\$142,088,326</u>
General Funds	26,822,346
Cash Funds	79,936,113
Cash Funds Exempt	23,470,394
Federal Funds	11,859,473

Percent of State Operating Appropriation	1.4%
Percent of State General Fund	0.6%

FTE 1,439.0

**Appropriations Breakdown**

<u>Division</u>	<u>General Fund</u>	<u>Total Funds</u>
Executive Director's Office	21.9%	14.7%
Parks and Outdoor Recreation	12.6%	15.9%
Water Resources Division	50.4%	10.2%
Division of Wildlife	0.0%	44.0%
Other	15.1%	15.2%
<b>Total</b>	<b>100.0%</b>	<b>100.0%</b>

**Key Facts 1998-99**

Hunting & Fishing Licenses Sold	1,489,195
Oil & Gas Drilling Inspections	7,282
Number of State Park Visitors	13,683,100

**DEPARTMENT OF PERSONNEL**  
Andre' Pettigrew, Executive Director  
Phone: 303-866-6566  
Citizen Information: 1-800-886-7682

**FY 1998-99 Appropriation**

Total Funds	<u>\$136,828,025</u>
General Fund	17,065,140
Cash Funds	4,013,976
Cash Funds Exempt	115,748,909

Percent of State Operating Appropriation	1.3%
Percent of State General Fund	0.4%

FTE 632.2

**Appropriations Breakdown**

<u>Division/Program</u>	<u>General Fund</u>	<u>Total Funds</u>
Executive Director	14.7%	5.2%
Human Resources/Personnel Board	14.6%	34.6%
Information Management Commission/Information Technology Services	61.5%	24.3%
Central Services	0.0%	26.9%
Other	9.2%	9.0%
<b>Total</b>	<b>100.0%</b>	<b>100.0%</b>

**Key Facts 1998-99**

Total Number of State Classified FTE Employees (excludes Higher Education)	29,203
--	--------

**DEPARTMENT OF PUBLIC HEALTH  
AND ENVIRONMENT**

**Patti Schwadyer, Executive Director**

Main Office: 303-692-2000 or 1-800-886-7689

Citizen's Advocate: 303-692-2035

**FY 1998-99 Appropriation**

Total Funds	<u>\$223,207,607</u>
General Fund	22,225,883
Cash Funds	21,210,891
Cash Funds Exempt	32,404,028
Federal Funds	147,366,805

Percent of State Operating Appropriation	2.2%
Percent of State General Fund	0.5%

FTE 1,064.0

**Appropriations Breakdown**

<u>Division</u>	<u>General Fund</u>	<u>Total Funds</u>
Administration & Support	42.9%	14.8%
Environmental Programs	17.3%	17.8%
Health Services Programs	39.8%	67.4%
<b>Total</b>	<u>100.0%</u>	<u>100.0%</u>

**Key Facts 1998-99**

Environmental Programs:

Tons of Carbon Monoxide Reduced	
Per Day - AIR Program	410
Air Quality Stationary Source Inspections	1,100

Health Programs:

Family Planning Clients Served	52,000
Children With Special Needs Served	7,400
Emergency Medical Technicians Certified	4,350

**DEPARTMENT OF PUBLIC SAFETY**

**Patrick Ahlstrom, Executive Director**

Phone: 303-239-4398

Citizen Information: 1-800-536-5339

**FY 1998-99 Appropriation**

Total Funds	<u>\$130,496,665</u>
General Fund	43,221,712
Cash Funds	4,747,410
Cash Funds Exempt	69,064,851
Federal Funds	13,462,692

Percent of State Operating Appropriation	1.3%
Percent of State General Fund	0.9%

FTE 1,089.7

**Appropriations Breakdown**

<u>Division</u>	<u>General Fund</u>	<u>Total Fund</u>
Colorado State Patrol	2.6%	43.7%
Division of Criminal Justice	76.5%	36.6%
Colorado Bureau of Investigation	20.6%	9.8%
Other	0.3%	9.9%
<b>Total</b>	<u>100.0%</u>	<u>100.0%</u>

**Key Facts 1998-99**

Injury and Fatal Highway Accidents	11,600
Average Daily Attendance	
Community Corrections	3,054

**DEPARTMENT OF  
REGULATORY AGENCIES**

**Joe Garcia, Executive Director**  
Phone: 303-894-2900  
Citizen Information: 1-800-886-7675

**FY 1998-99 Appropriation**

Total Funds	<b>\$56,924,965</b>
General Fund	1,765,157
Cash Funds	41,665,874
Cash Funds Exempt	12,696,325
Federal Funds	797,609

Percent of State Operating Appropriation	0.6%
Percent of State General Fund	<0.1%

FTE 534.4

**Appropriations Breakdown**

<u>Division</u>	<u>Cash Funds</u>	<u>Total Funds</u>
Executive Director/ Administration	20.6%	29.5%
Banking/Financial Services	8.1%	6.2%
Insurance	15.6%	11.9%
Public Utilities Commission/ Office of Consumer Counsel	24.3%	20.3%
Registrations	21.3%	20.7%
Other	10.1%	11.4%
<b>Total</b>	<b>100.0%</b>	<b>100.0%</b>

**Key Facts 1998-99**

Banking - Examinations Conducted	464
Civil Rights - Cases Filed	1,307
Insurance - Examinations Conducted	40
Public Utilities Commission - Utility Rate Cases Filed	405
Registrations - Active Licensees	219,897
Registrations - Complaints Received	3,483

**DEPARTMENT OF REVENUE**

**Renny Fagan, Executive Director**  
Phone: 303-866-3091  
Citizen Information: 1-800-536-5321

**FY 1998-99 Appropriation**

Total Funds	<b>\$432,491,826</b>
General Fund	104,373,705
Cash Funds	26,738,492
Cash Funds Exempt	300,566,994
Federal Funds	812,635

Percent of State Operating Appropriation	4.2%
Percent of State General Fund	2.2%

FTE 1,549.6

**Appropriations Breakdown**

<u>Division</u>	<u>General Fund</u>	<u>Total Funds</u>
Executive Director's Office	12.4%	4.3%
Motor Vehicle Division	19.0%	5.4%
Motor Carrier Services Division	0.6%	1.7%
Special Purpose	33.9%	10.6%
Taxation and Compliance and Taxpayer Services Divisions	15.0%	3.7%
State Lottery Division	0.0%	63.6%
Other	19.1%	10.7%
<b>Total</b>	<b>100.0%</b>	<b>100.0%</b>

**Key Facts 1998-99**

Percent of Total Dollars Field Audited	20%
Gaming Gross Revenues (millions)	\$71.3
Total Lottery Proceeds (millions)	\$358.0
Driver Licenses and ID's Issued	1,360,915



**DEPARTMENT OF STATE**  
**Victoria Buckley, Secretary of State**  
 Phone: 303-894-2200

**FY 1998-99 Appropriation**

Total Funds - Cash Funds	\$9,629,422
Percent of State Operating Appropriation	0.1%
Percent of State General Fund	0.0%
FTE	89.0

**Appropriations Breakdown**

<u>Division</u>	<u>Cash Funds</u>
Administration	38.2%
Special Purpose Programs	61.8%
Total	100.0%

**Key Facts 1998-99**

Corporate Filings	133,000
Uniform Commercial Code Filings	75,000
Elections - Candidate Filings	45,000

**DEPARTMENT OF TRANSPORTATION**  
**Guillermo "Bill" Vidal, Executive Director**  
 Phone: 303-757-9011  
 Citizen Information: 1-800-999-4997

**FY 1998-99 Appropriation**

Total Funds	<u>\$785,734,809</u>
General Fund	296,088
Cash Funds	25,782,932
Cash Funds Exempt	540,610,452
Federal Funds	219,045,337

Percent of State Operating Appropriation	7.6%
Percent of State General Fund	<0.1%

FTE	3,296.7
-----	---------

**Appropriations Breakdown**

<u>Division</u>	<u>Cash Funds Exempt</u>	<u>Total Funds</u>
Administration	3.7%	2.6%
Construction, Maintenance and Operations	66.6%	74.3%
Highway Construction	29.3%	20.2%
Other	0.4%	2.9%
Total	100.0%	100.0%

**Key Facts 1998-99**

State Highway System in Poor Condition	40%
Active Construction Projects	153

**DEPARTMENT OF TREASURY**

**Bill Owens, State Treasurer**

Phone: 303-866-2441

**FY 1998-99 Appropriation**

Total Funds	<u>\$262,052,596</u>
General Fund	31,653,596
Cash Funds Exempt	230,399,000
Percent of State Operating Appropriation	2.5%
Percent of State General Fund	0.7%
FTE	26.0

**Appropriations Breakdown**

<u>Division</u>	<u>General Fund</u>	<u>Total Funds</u>
Administration, Special Purpose, and Unclaimed Property Programs	9.8%	1.3%
Fire and Police Pension Association	90.2%	10.9%
Appropriated Counties and Municipalities	0.0%	87.8%
<b>Total</b>	<u>100.0%</u>	<u>100.0%</u>

**Key Facts 1998-99**

Treasury Investments - General Fund  
Interest Income \$35 million

**CAPITAL CONSTRUCTION**

**FY 1998-99 Appropriation**

Total Funds	<u>\$733,301,629</u>
General Fund*	468,296,520
Lottery Funds*	11,005,539
Fund Balance/Other	5,045,332
Interest Earnings	30,361,048
Cash Funds	54,707,086
Cash Funds Exempt	151,191,785
Federal Funds	12,694,319

\*General Fund & Lottery Funds are deposited into the Capital Construction Fund.

**Appropriations Breakdown**

<u>Department</u>	<u>Capital Construction Fund Exempt</u>	<u>Total Funds</u>
Corrections	27.1%	19.3%
Higher Education	32.5%	39.8%
Human Services	11.8%	9.5%
Labor and Employment	0.0%	3.6%
Natural Resources	1.0%	5.8%
Personnel	4.2%	3.8%
Transportation	19.4%	13.6%
Other	4.0%	4.6%
<b>Total</b>	<u>100.0%</u>	<u>100.0%</u>

**LEGISLATIVE LIAISONS**  
**EXECUTIVE BRANCH AGENCIES**

Agriculture	Bob McLavey	303-239-4100
Corrections	Rich Schweigert	303-866-2068
Education	Karen Stroup	303-866-6822
Governor's Office	Tim Daly	303-866-2471
Health Care Policy & Finance	Dean Woodward	303-866-2708
Higher Education	Lee Maurer	303-866-2723
Human Services	Bill Hanna	303-866-5900
Labor & Employment	Rosemary Marshall	303-620-4704
Local Affairs	Lana Fry	303-866-2771
Military Affairs	Gary Bress	303-677-6783
Natural Resources	Ron Cattany	303-866-3311
Personnel	Sara Alt	303-866-4240
Public Health & Environment	Pat Teegarden	303-692-3471
Public Safety	Debbie Wagner	303-239-5765
Regulatory Agencies	Sue Ellen Quam	303-894-2900
Revenue	Becky Wetzell	303-866-5628
Transportation	Jennifer Webster	303-757-9703

**ELECTED OFFICIALS**

Law	Merrill Shields	303-866-5244
State	Karen Jackson	303-894-2200
Treasury	David Solin	303-866-2441

**JUDICIAL BRANCH**

Judicial	Kim Morss	303-837-3197
----------	-----------	--------------