



State Opioid and Other Substance Use Disorder Interim Study Committee

July 10, 2017



COLORADO
Office of Behavioral Health
Department of Human Services



Scope of the Problem: Colorado

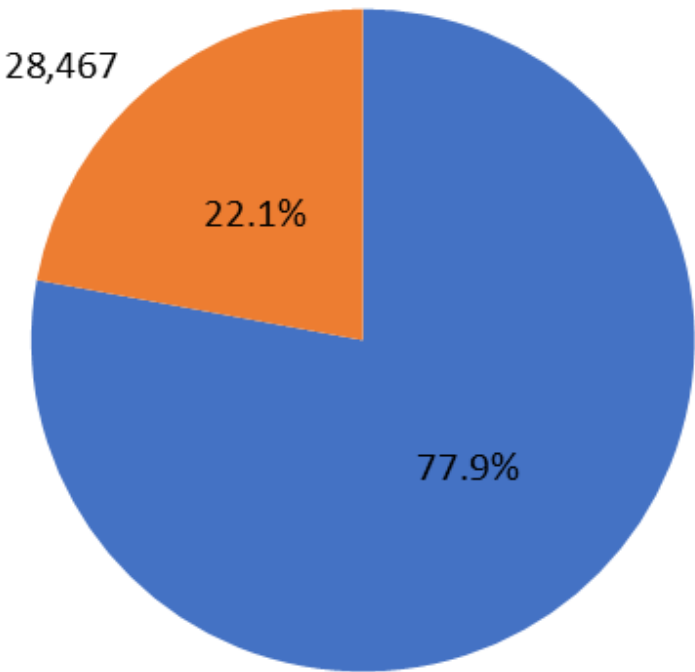


COLORADO
Office of Behavioral Health
Department of Human Services

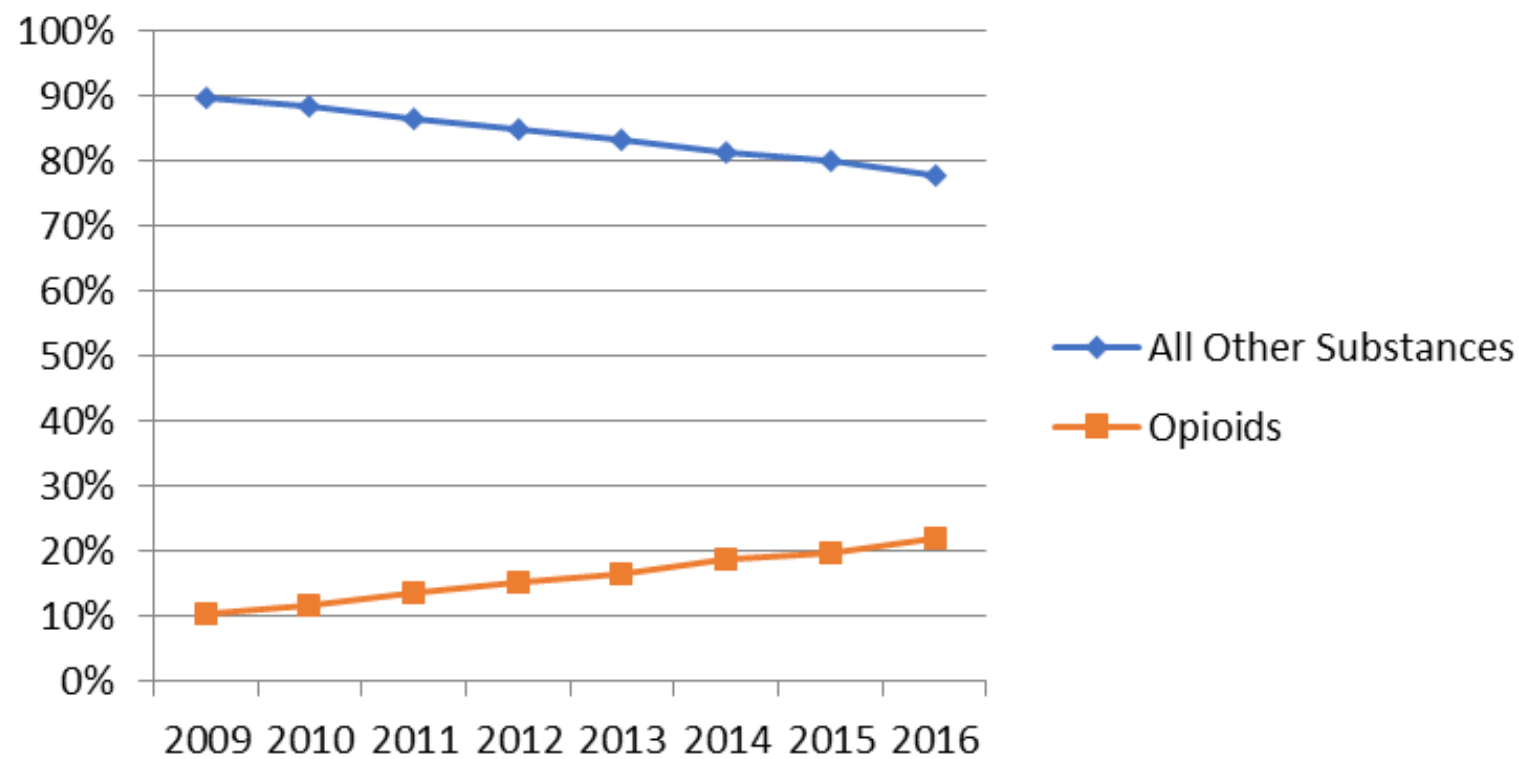
Individuals Seeking Treatment

2016

■ All Other Substances N = 28,467
 ■ Opioids N = 7,542



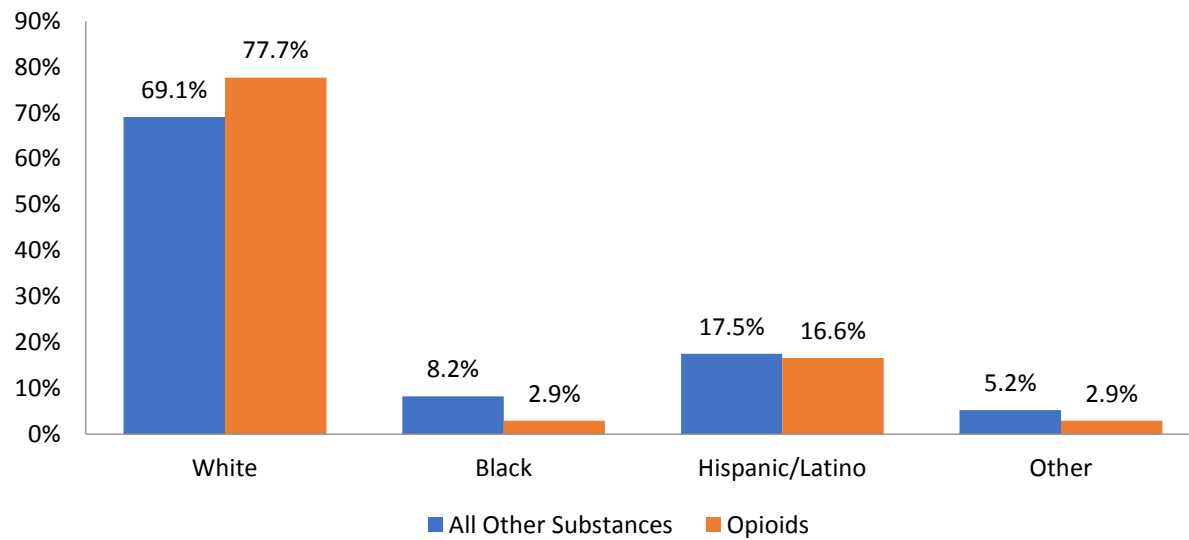
All Treatment Admissions by Year



	2009	2010	2011	2012	2013	2014	2015	2016
All Other Substances	28,303	26,886	26,706	28,552	27,610	29,602	30,470	28,467
Opioids	3,269	3,530	4,169	5,095	5,512	6,848	7,542	8,073

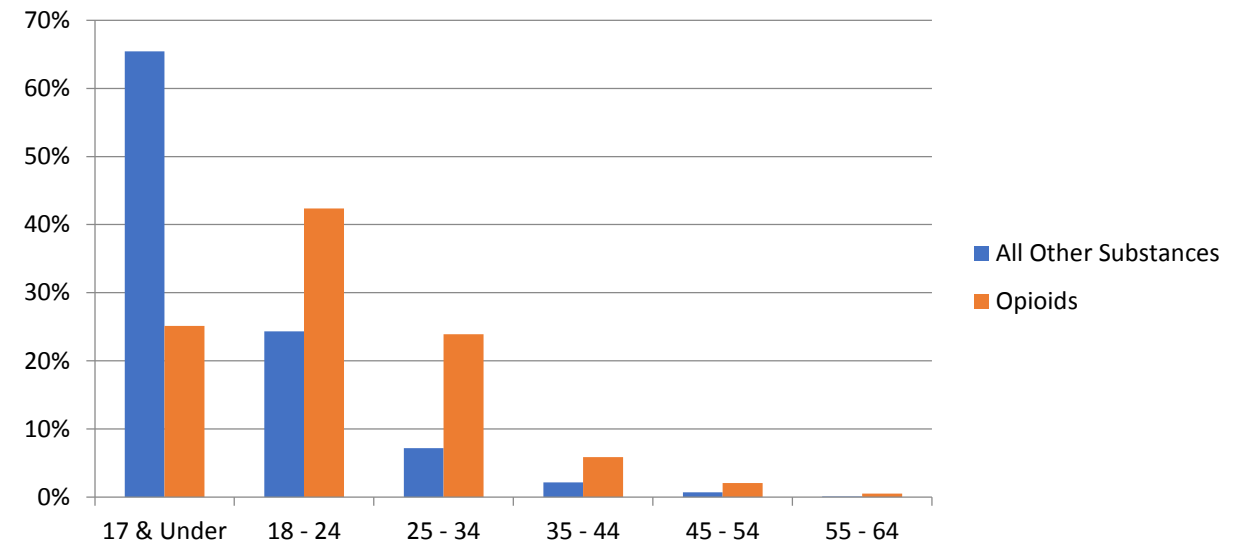
Demographics

Race of Clients in Treatment



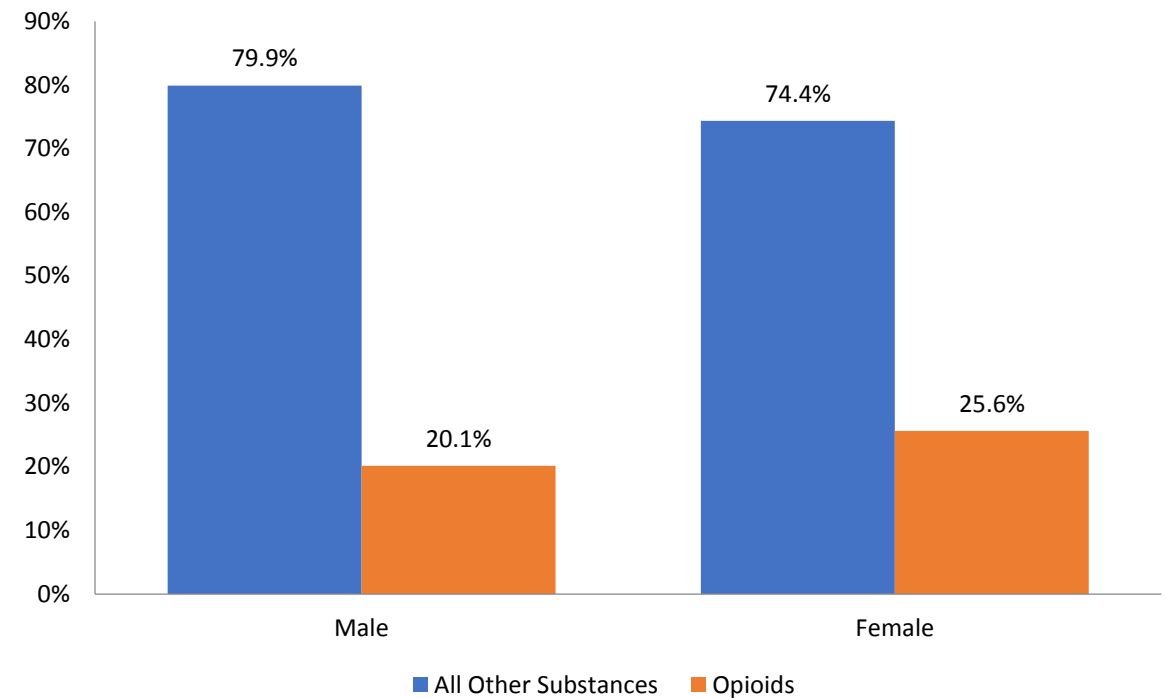
	White	Black	Hispanic/Latino	Other
All Other Substances	17133	2034	4328	1293
Opioids	5529	204	1178	205

Age of Clients in Treatment



	17 & Under	18 - 24	25 - 34	35 - 44	45 - 54	55 - 64
All Other Substances	18,624	6,929	2,055	617	199	36
Opioids	2,030	3,422	1,930	476	169	42

Gender of Clients in Treatment



	Male	Female
All Other Substances	18,731	9,736
Opioids	4,717	3,356

Substance Abuse by Type

Primary Substance vs Secondary Substance

	None	Alcohol	Cocaine	Meth and Other amphetamine	Marijuana	Other
All Other Substances	<u>41.6%</u> (n=11,832)	12.8% (n=3,646)	5.2% (n=1,470)	7.5% (n=2,142)	<u>20.6%</u> (n=5,860)	5.2% (n=1,489)
Opioids	<u>25.9%</u> (n=2,088)	7.8% (n=627)	7.8% (n=631)	<u>25.9%</u> (n=2,088)	14.1% (n=1,135)	4.6% (n=372)

Primary Substance vs Tertiary Substance

	None	Alcohol	Cocaine	Meth and Other amphetamine	Marijuana	Other
All Other Substances	<u>75.4%</u> (n=21,455)	4.6% (n=1,298)	3.3% (n=926)	2.5% (n=717)	5.7% (n=1,634)	5.5% (n=1,552)
Opioids	<u>60.2%</u> (n=4,857)	6.0% (n=485)	4.3% (n=347)	5.3% (n=425)	<u>10.5%</u> (n=849)	8.5% (n=683)

CDC data from 2014 identified 517 individuals in Colorado who died of opioid overdose, representing 58% of all drug overdose deaths (899).

Source: <http://kff.org/other/state-indicator/opioid-overdose-deaths/?currentTimeframe=0>.

Medication Assisted Treatment

- We have gone from 9 facilities three years ago to 22 today,
- A daily census on July 7, 2017 identified 4,753 individuals receiving services at an Opioid Treatment Program (OTP)
- CDPHE identified a 93% increase in heroin-related overdose deaths from 2011-2015
- Currently, there are 265 DATA waived physicians in Colorado listed on the SAMHSA registry of providers. The U.S. Drug Enforcement Agency (DEA) reports that 29 of these DATA waived providers can treat up to 275 individuals in their practice.



State Agency Perspectives



COLORADO
Office of Behavioral Health
Department of Human Services

Office Of Behavioral Health

- The Colorado Department of Human Services, Office of Behavioral Health (OBH) oversees and purchases substance use and mental health prevention, treatment, and recovery services and provides inpatient care at the state mental health institutes.
- Supports behavioral health programs through federal and state dollars, technical assistance, data and analysis, training, and regulation.
- Licenses and monitors all SUD treatment programs, designates all public community mental health centers, and provides specialty licenses for behavioral health facilities.
- Houses the State Opioid Treatment Authority (SOTA) and regulates opioid treatment programs.

SUD Services in Colorado

- SUD Care Continuum: Prevention, Treatment, and Recovery
- Managed Service Organizations: OBH funds MSOs to contract with SUD providers in 7 state regions. Funds continuum of care for indigent clients and residential treatment not covered by Medicaid.
- Behavioral Health Organizations: HCPF contracts with BHOs to cover non-residential SUD services for Medicaid beneficiaries.
- Treatment types: residential, outpatient, OTPs, jail-based services, integrated care
- Special populations: pregnant women, incarcerated persons
- OUD stakeholders: ATOD/COTOD, SAMSHA, DEA, recovery community, Harm Reduction Center, law enforcement, hospitals, crisis providers, first responders, pharmacies, Veterans services, schools, community non-profits

Medication Assisted Treatment

- OBH supports use of evidence-based practices, including MAT services
- Three FDA-approved medications to treat OUD: buprenorphine (Suboxone), methadone, depo-naltrexone (Vivitrol)
- Buprenorphine and methadone treatment result in 50% reduction in mortality for all causes
- Controlled Substance Licensure
 - Specific to Withdrawal Management (Detox) and Opioid Treatment Programs (OTPs), programs that use a controlled substance (Schedule 2 or 3) to treat SUD
 - Regulation of policies and protocols, diversion control, critical incidents, quality programming, state and federal regulatory requirements

State Targeted Response, Primary Activities

- Buprenorphine trainings for physicians and advanced practice providers in primary care and community behavioral health practices
- Expanded access to medication assisted therapy (MAT) for uninsured and underinsured clients
- Purchase and distribution of naloxone kits, including educational materials
- A hospital Emergency Department Pilot Study for Buprenorphine Induction
- Enhanced crisis line services to better serve individuals seeking OUD services
- Support for implementation of CRAFT and Celebrating Families family therapy
- Enhanced residential treatment for high need or homeless clients
- Day-of-release resources for individuals with OUD leaving incarceration
- Multiple targeted communications campaigns on stigma reduction, naloxone use, crisis services, and trainings for professionals
- A mobile app for finding treatment resources and provides crisis support
- Support for strategic planning and identified needs of Colorado tribes
- Peer Recovery services



THANK YOU

cristen.bates@state.co.us

marc.condojani@state.co.us